



NATIONAL HIGHWAY AUTHORITY

MINISTRY OF COMMUNICATIONS

GOVERNMENT OF PAKISTAN

ISLAMABAD

COMPOSITE SCHEDULE OF RATES **(January 2024)**

Azad Jammu & Kashmir



A JOINT VENTURE OF

PRIME ENGINEERING & TESTING CONSULTANTS (PVT.)

LTD. AND

REPUBLIC ENGINEERING CORPORATION

CONTENTS

1. Foreword
2. General
3. List of Manpower
4. List of Material
5. List of Quarries
6. List of Plant and Equipment
7. District wise Composite Schedule of Rates

FOREWORD

The main objective of CSR (Composite Schedule of Rates) is to provide a realistic reference base for preparing Cost Estimate/PC-1 and evaluation of Bids for National Highway Authority Projects in particular and in general for various Government Departments and Construction Industry.

Subsequent to the difference in prices of Materials, Manpower, and Plant & Equipment in the year 2022-23 and after, revision/updates of CSR 2024 has become imperative. So the past year the unit rates of basic materials like Cement, Steel, Bitumen, POL, and hence transport have gone up considerably. Worked-out rates are still uncertain as the unit rates of components are not stable. We have carried out a general revision of all prices up to 2024 in consultation with leading manufacturers suppliers and specialist contractors.

In preparing CSR 2024, realistic and in-depth efforts have been made to enquire rates of Materials, Plant & Equipment rentals, Manpower, and transport from each of the 156 districts of the country.

The prices, rates, and outputs included in the resources and unit cost calculations, including allowances for wastage, normal productivity, and efficiency are not only based on international reference books of estimation but has been compared on with network of roads and bridges under execution all over the country as NHA Projects. However, unit rates are average for a particular district and not project-specific.

The unit rates have been developed using NHA Rate-analysis, formulae revised for provision CSRs with substantial improvement wherever necessary. Variation in proposed rates is anticipated in certain cases which may be due to varying degrees/levels of price differences and particularly at the regional level and also from day-to-day changes in particular to the rates of POL in the country.

While all efforts have been made to ensure the accuracy of the data and information used in updating the CSR 2024, neither NHA or authors of the CSR-2024 can in any way accept the liability for loss of any kind resulting from the use of CSR 2024, suffered by any person, institution, company, department, etc.

Our gratitude to the Chairman, Member (Planning), G.M (Design), and Director (Design) of NHA without whose support it would not have been possible to finalize this uphill task.

National Highway Authority:

1. Arshad Majeed Mohmand (Chairman)
2. Asim Amin (Member-Planning)
3. Sohail Ahmed (GM-Design)

4. Atta-ul-Mohsin (Director-Design)
5. Ayesha Mahmood (Dy. Director-Design)

Consultant:

1. Aamir A. Ghori (Project Manager)
2. Yasir Fahad (Senior QS)
3. Muhammad Shafi (Market Data Collector)
4. Muhammad Qasim Ali (AQS)

Amir A. Ghori

CEO & Director

Prime Engineering & Testing Consultants (Pvt.) Ltd.

in J.V. with

Republic Engineering Corporation (Pvt.) Ltd.

1. GENERAL

For many years National Highway Authority has been compiling/updating the Composite Schedule of Rates for use in the Civil Engineering Industry. The Civil Engineering Industry uses this Schedule of Rates for pricing work by the application of unit rates to the quantities measured from the designer's drawings. The main objective of CSR is to provide a realistic reference base for cost estimates. One has to understand no two projects are the same, some variables affect the price of the project i.e., the volume of work below ground, embankment height, cut & fill, increased exposure to weather, and the tremendous variety of the projects, in terms of type, complexity, and scale makes the straightforward use of unit rates less reliable. This uncertainty is compounded by the lower number of bill of items generated in Civil Engineering Projects as compared to Building Works so that the precise nature of work is less apparent from bill descriptions and the statistical effect of 'swings and roundabout' has less scope to average out extremes of pricing.

To prepare a price for a Civil Engineering project, then, it is necessary to have regard to the method to be adopted in executing the work, draw up a detailed program and then cost out the resources necessary to execute the chosen method. In the first part of this process in the field of construction planner, there has been a tendency to postpone detailed estimating until the tendering stage itself, with the employer relying, up to that point, upon an estimate prepared on a 'Thumb Rule' basis.

There is increasing growing pressure on the part of project sponsors for an improvement to budgetary advice so that a decision to commit expenditure to a particular project is taken on firmer grounds. The absence of a detailed price method during the pre-contract phase also inhibits the accurate costing of alternative designs and regular cost checking to ensure that the design is being developed within the employer's budget. The CSR gives unit rates for use when quantities can be taken from available drawings. To take some note of the range of unit rates that might apply to an item, the rates themselves are in some cases related to the working method – for example by identifying the different types of equipment that would suit varying circumstances. Nonetheless, it would be folly to propose that all types of Civil Engineering work could be covered using CSR. While developing these unit rates, we had in mind the type and scale of work to be commissioned by NHA.

The CSR does embrace the great majority of work undertaken by NHA. Although almost all projects will have individual features that require careful attention in pricing, there will be some projects that are so specialist that they will not conform to standard pricing information at all. But for most projects, within the range of work covered, this CSR should provide a firm foundation for:

- Preparing Project Cost Estimate and PC-1
- Evaluating Tender / Bids
- Evaluating Claims and Variation Order
- Arbitration Matters

To prepare an authentic Composite Schedule of Rates and to keep it effective, the basic requirements are as under:

- Collection of first-hand, prudent, and legitimate information for inputs (Manpower, Material & Equipment) in the rate analysis.
- Merging the above information in proper proportion according to Design Specifications and Constructional requirements to create the rate of a work item.
- Updating the data inputs every year or from time to time, to revalidate the item rates.

2. GENERAL METHODOLOGY

- a) Composite Schedule of Rates was originally published in the year 1991 and subsequent revisions were carried out in 1995, 2000, 2005, 2006, 2008, 2009, 2011, 2014 and 2022. There are total of 156 Districts considered and their Province wise breakdown is as under:

PROVINCE	No. of Districts	
	CSR 2022	CSR 2024
Punjab	36	36
Sindh	29	29
Khyber Pakhtunkhwa (incl. 13 Districts of FATA)	39	39
Balochistan	32	32
AJK	10	10
Gilgit Baltistan	10	10
All Disctricts	156	156

Specifications and Methodology for Construction items have been adopted as given in General Specification of National Highway Authority (1998) and its addenda. Items of work for construction have been given the same numbers as appearing in the General Specifications of the National Highway Authority. Some items have been added in CSR-2024, which were necessary but are not covered under General Specifications 1998. Hence, it has become imperative to revise and update the Specifications.

- b) These rates are based on the formulae and equipment efficiency levels used

in the preparation of the previous CSR 2022.

- c) The rates analysis of individual items of CSR 2024 consists of four basic inputs, which have been assigned the new codes numbers.
 - i) Manpower code starting from LS, LT and LX
 - ii) Material code starting from MS, MR, ME and MX
 - iii) Equipment code starting from PS, PR, PE and PX
 - iv) Overheads, Profits, Preliminaries & Taxes
- d) For the preparation of rates following documents have been referred:
 - i) General Specifications 1998
 - ii) NHA Composite Schedule of Rates 2022
 - iii) Statistical Bulletins by Federal Bureau of Statistics
 - iv) Current Market rates study

Code list of Manpower, Material and Equipment appear at the end of the chapter for the convenience of the users.

2.1 MANPOWER

a) Allocation of Code Numbers:

Costs of manpower engaged on Plant & Equipment have been included in owning and operating cost of Plant & Equipment and only site supervisory staff has been considered under the heading of Manpower.

Code numbers are allocated accordingly to such manpower that is directly charged to the items of work. Manpower cost for top supervision, administration, and other non-productive works of support services have been considered under overhead charges.

b) Formulation of Rates:

Manpower basic rates collected from districts have been first scrutinized, to eliminate irrational information and the following overheads are applied to include fringe benefits and other charges:

- i) Social Security Payment
- ii) E.O.B.I. Payment
- iii) Education Cess Payment
- iv) Yearly Leave Salary (Earned, casual and sick)
- v) Bonus (Compulsory)
- vi) Provident Fund (Contribution of Employer) or Gratuity
- vii) Mess Expenses (Site Staff)

- viii) Entertainment Allowance (Provisional)
- ix) Group Life Insurance
- x) Site Staff Accommodation

After including the above overheads, manpower rates for each of the 156 districts have been calculated and separate records developed for use by the Computer Program.

2.2 CONSTRUCTION MATERIAL:

a) Allocation of Code Numbers to Materials:

The list of materials required for road construction has been first prepared from the construction items appearing in the General Specifications of the National Highway Authority. After arranging the construction material list in order, code numbers have been allocated.

b) Formulation of Rates:

Considering the location of each district, Engineers decided the most appropriate source of construction materials for all the code numbers. The cost of material at source has been established from field data and transportation rates calculated, to arrive at the landed cost of material at the district headquarters.

c) Cost of Material

To arrive at a “Material at sources” rate, the following considerations have been made.

- i) Material royalty at the quarry (actual or estimated)
- ii) Cost of Preparation of material
- iii) Loading of material in truck/trailer etc.

In the case of quarry materials, the source of materials for embankment, Sub- Base or Base Course can be more than one; however, the most appropriate source from the point of view of quality and economy has been used for preparing the Composite Schedule of Rates – 2024.

d) Cost of Transportation

- Rates in the district are derived by adding the ex-factory rates and transportation costs from the factory to the district.
- Haulage rate data has been collected from the supplier and transporters to calculate the transportation cost. Transportation cost data has been analyzed for transporting material to different districts.

- Transportation cost at the district is calculated by multiplying the travel distance from the factory to the considered district by the haulage rate to the corresponding district.
- Material rates at the district are selected from the minimum of the derived rates for the respective factory as follows:-
- MATERIAL RATE AT DISTRICT = MINIMUM (EX-FACTORY RATE1 + HAULAGE RATE * DISTANCE1, EX-FACTORY RATE2 + HAULAGE RATE * DISTANCE2, , EX-FACTORY RATE_n + HAULAGE RATE * DISTANCE_n)

2.3 PLANT AND EQUIPMENT

a) Allocation of Code Numbers

The list of plant and equipment includes major equipment whereas small equipment, tools and attachments are ignored, as these have been charged under the item of overhead. After arranging the list in order, code numbers have been allocated.

b) Power, Performance, and Maintenance of Plant & Equipment

To decide on choosing the right horsepower, appropriate performance level, and reasonable maintenance charges, the recommendation of well-known suppliers has been considered. To decide the price level of any equipment, the average cost has been used, which includes C&F price, plus duties and taxes, etc.

c) Formulation of Rates of Plant and Equipment

- Equipment rates are computed by calculating the owning cost (i-e fixed cost) and operating & maintenance cost (variable cost) for the respective Equipment.
- Owning costs or fixed costs are those which can be predetermined as accumulating with the passage of time, rather than with the rate of work. They do not stop when the work stops and spread over the hours of work during the year. Commonly included in fixed costs are capital costs after deducting salvage value spread over the economic life of the equipment, equipment depreciation, interest on investment, taxes, storage, transportation, and insurance cost. Salvage value is calculated at the end of the economic life of the Equipment using a discount rate.
- The purchase price is the CIF price for imported Equipment and the ex-factory price for the locally manufactured or refurbished Equipment including all applicable taxes.
- Operating costs vary directly with the rate of work. These costs include

the labor costs (operator and mechanic), costs of fuel, lubricants (Oils and lube), tires (tracks), equipment maintenance, and repairs.

- Rates at the district are derived by dividing the owning and operating costs by the roughness factor assigned to each district. The roughness factor is based on the Terrain/Soil type present, weather/climate & temperature prevailing, and accessibility to that district.

Fuel consumption, working efficiency, and maintenance costs have been fixed after consulting the recommendation of the manufacturers. Equipment economical life and tire life have been fixed after consulting several organizations using heavy and light equipment in the present indigenous conditions.

2.4 FORMULAE FOR CONSTRUCTION ITEMS

All the basic inputs have been updated in the individual rate analysis. These formulae have been created by appropriate quantitative inputs of the following items:

Manpower	Hour and Number
Material	Weight, Volume, Length, and Unit
Plant & Equipment	Hour and Number
Overheads, profit, preliminaries, and taxes	25 percent

2.5 OVERHEADS, PROFIT & PRELIMINARIES

a) Profit

The level of profit is governed by the degree of competition applicable to the job which is, in turn, a function of the industry's current workload. The appropriate addition is highly discretionary and thus variable.

b) Head Office Overheads

An addition to the estimate needs to be made to the net estimate to cover all costs incurred in operating the central services provided by head office. Apart from general management and accountancy, this will normally include the departments dealing with:

- Tendering / Estimating
- Planning & Design
- Wages and Bonus

Finance Cost: Some companies would include finance costs with head office overheads, but this will vary from contractor to contractor.

The appropriate addition varies with the extent of services provided centrally and company to company, rather than on-site, and with the size of the organization.

c) Preliminaries

Preliminaries cost in Civil Engineering works are indirectly related to the actual quantity of work being carried out. It comprises a definition of method-related charges, a checklist of items to be accounted for on a typical Civil Engineering Contract.

Generally, the contract document gives detailed requirements for the facilities and equipment to be provided for the employer and the Engineer's Representative given in the Bill of Quantities. Thus, General Items given in the BOQ are excluded from the checklist of preliminaries.

The following checklist is representative but not exhaustive which is not covered in the BOQ or General items section. The list describes the major preliminaries which are included, implicitly or explicitly, in a typically Civil Engineering Contract.

- **Contractor's site on costs**
- **Temporary works (other than those included in unit cost)**
- **General-purpose plant (other than those included in unit cost)**
- **Other services, charges and fees**

- **Site Staff Salaries**

All non-productive supervisory staff on site i.e., agents, clerks, computer operators, security guards, storemen, drivers for staff vehicles, cleaners, general labour for general clearance, etc.

- **Plant Maintenance**

Fitters, electricians, and assistants engaged in general plant maintenance on site (excludes drivers who are provided in the unit costs)

- **Site Transport for Staff and General Use**

Vehicles/buses provided for the use of staff and others including O & M costs etc.

- **Contractor's offices rental/ construction/ site huts and associated running costs.**

- **Canteen, welfare / medical**

- **General office expenditure**
- **Provision of postage, stationery, and other consumables for general office use.**
- **Mobilization and demobilization of resources**
- **Telecommunications**
- **Furniture and equipment**
- **Small tools**
- **Traffic Control, traffic diversion, and signs**
- **Fencing**
- **Protective clothing Health and safety Road lighting**
- **Cleaning roads etc.**
- **Progress photographs**
- **Water Supply**
- **Electric connection**
- **Notice boards and signs**
- **Insurances / bonds / bank guarantees / Employees liabilities insurance etc.**

There will be many other items of preliminaries that may have to be considered, which probably will be project and site-specific. Preliminaries percentage can vary from project to project.

d) Tax

Tax has been included as per Government rules.

In the CSR, 25% is added on the estimated unit cost of the items which includes overheads, taxes, preliminaries, and profit; however, this will vary with the promulgation of new taxes by Federal and Provincial Governments from project to project and contractor to contractor.

2.6 VARIABLES AFFECTING THE RATE ANALYSIS

Rate Analysis in CSR has been prepared based on the policy explained above. However, certain factors are to be considered while deciding about more realistic rates in special situations.

a) Price Escalation

General and Special escalation have been considered as published by Government Agencies. However, care is to be exercised to consider Government Legislation, which may create the condition of Special Escalation.

b) Double Taxation

In International tenders, a factor is to be considered which may handicap the contractors from such countries, whose governments have no agreement with the Government of Pakistan to avoid double taxation. The effect of this item will be equal to the limit of tax level in such a country.

c) Service Roads

No provision has been made in this rate analysis for road diversion cost or service road, which the contractor must construct or maintain as per the specified scope of works.

d) Extra Overhead for Expatriate Staff

International tenders will require a factor to employ expatriate staff on the project. The effect of this will be equal to the actual expenses on such items.

e) Other Factors

Some of the items mentioned in the above text included as overhead Cost in Estimates of CSR may appear as a B.O.Q item in a tender, the cost of such items is to be adjusted from the total estimate of the project.

LIST OF MANPOWER

S. No.	CODE	DESCRIPTION	UNIT
1	LS-001	Site Engineer	Hr
2	LS-002	Asphalt Plant Engineer	Hr
3	LS-003	Concrete Plant Engineer	Hr
4	LS-004	Foreman Asphalt	Hr
5	LS-005	Foreman Earthwork	Hr
6	LS-006	Foreman Concrete	Hr
7	LS-007	General Foreman	Hr
8	LS-008	Supervisor	Hr
9	LT-011	Surveyor	Hr
10	LT-012	Assistant Surveyor	Hr
11	LT-013	Mason (Stone)	Hr
12	LT-014	Mason (Brick Work)	Hr
13	LT-015	Mason (General)	Hr
14	LT-016	Carpenter	Hr
15	LT-017	Painter	Hr
16	LT-018	Steel Binder /Cutter	Hr
17	LT-019	Carpenter Helper	Hr
18	LT-020	Scaffolder (Khalasi)	Hr
19	LT-021	Welder	Hr
20	LT-022	Highly Skilled Labour	Hr
21	LX-031	Helper	Hr
22	LX-032	Labour	Hr
23	LX-033	Heavy Machinery Mechanic	Hr
24	LX-034	Vehicle Mechanic	Hr
25	LX-035	Operator Plant / Equipment	Hr
26	LX-036	Driver Light Vehicle	Hr
27	LX-037	Driver Heavy Vehicle	Hr
28	LX-038	Assistant Operator Plant / Equipment	Hr
29	LX-039	Electrician / Motor Attendant	Hr
30	LX-040	Gardner (Mali)	Hr

Notes:

Cost of following Manpower has been included elsewhere as under

1. Top Management and Senior Engineers etc., included in the overhead of the project.
2. All indirect Manpower such as clerk, Typist, Accountant, Lab staff, Workshop Staff, Store Staff, etc. is included under overhead.
3. All operators of Light and Heavy-Duty equipment and plant included in the hourly rate of the equipment

LIST OF MATERIAL

CODE	DESCRIPTION	UNIT
MS-001	Rock (50 Kgs)	Cu.m
MS-002	Stone Random Class "A"	Cu.m
MS-003	Stone Random Class "B"	Cu.m
MS-004	Stone Random Class "C"	Cu.m
MS-005	Stone Random Class "D"	Cu.m
MS-006	Stone Dressed	Cu.m
MS-007	Crushed Aggregates 2 1/2" down	Cu.m
MS-008	Coarse Sand For Cement Works	Cu.m
MS-009	Fine Sand For Cement Works	Cu.m
MS-010	Aggregate 2" - 1-1/2" For Cement Works	Cu.m
MS-011	Aggregate 1-1/2"-3/4" For Cement Works	Cu.m
MS-012	Aggregate 3/4" - 3/8" For Cement Works	Cu.m
MS-013	Aggregate 3/8"- No. 4 For Cement Works	Cu.m
MS-014	Aggregate No. 4 - N0. 200 For Cement Works	Cu.m
MR-015	Filler Material (Rock Dust) For Cement Works	Cu.m
MR-016	Coarse Sand for Asphalt Works	Cu.m
MR-017	Fine Sand for Asphalt Works	Cu.m
MR-018	Aggregate 2" - 1-1/2" for Asphalt Works	Cu.m
MR-019	Aggregate 1-1/2"-3/4" for Asphalt Works	Cu.m
MR-020	Aggregate 3/4" - 3/8" for Asphalt Works	Cu.m
MR-021	Aggregate 3/8"- No. 4 for Asphalt Works	Cu.m
MR-022	Aggregate No. 4 - N0. 200 for Asphalt Works	Cu.m
ME-023	Filler Material (Rock Dust) for Asphalt Works	Cu.m
ME-024	Crushed / Natural Aggregate Base "A"	Cu.m
ME-025	Crushed / Natural Aggregate Base "B"	Cu.m
ME-027	Granular Subbase (A)	Cu.m
ME-028	Granular Subbase (B)	Cu.m
ME-029	Soil Class - A 1 (A)	Cu.m
ME-030	Soil Class - A 1 (B)	Cu.m
ME-031	Soil Class - A 2 (4)	Cu.m
ME-032	Soil Class - A 2 (5)	Cu.m
ME-033	Soil Class - A 2 (6)	Cu.m
ME-034	Soil Class - A 2 (7)	Cu.m
ME-035	Soil Class - A 3	Cu.m
ME-036	Soil Class - A 4	Cu.m
ME-037	Soil Class - A 5	Cu.m
ME-038	Soil Class - A 6	Cu.m
ME-039	Soil Class - A 7-5	Cu.m

LIST OF MATERIAL

CODE	DESCRIPTION	UNIT
ME-040	Soil Class - A 7-6	Cu.m
ME-041	Sweet Soil for Plantation (Bhal)	Cu.m
ME-042	Blasting Material	Cu.m
ME-043	Electric Charges Commercial	kWh
ME-044	Geleteneous Explosive	Kg
ME-045	Emulsion Explosive	Kg
ME-046	Powder Explosive	Kg
ME-047	Detonating Cord	M
ME-048	Plain Detonator No 8	Each
ME-049	Safety Fuze	M
ME-050	Connecting Wire	M
MS-051	Shotcrete Accelerator	Kg
MR-052	Asphalt Grade 60/70	Ton
MR-053	Asphalt Grade 60/70	Cu.m
MR-054	Asphalt Grade 80/100	Ton
MR-055	Asphalt Grade 80/100	Cu.m
MR-056	Asphalt M.C 70	Ton
MR-057	Asphalt M.C 70	Cu.m
MR-058	Asphalt M.C 250	Ton
MR-059	Asphalt M.C 250	Cu.m
MR-060	Asphalt M.C 800	Ton
MR-061	Asphalt M.C 800	Cu.m
MR-062	Asphalt R.C 70	Ton
MR-063	Asphalt R.C. 70	Cu.m
MR-064	Asphalt R.C 250	Ton
MR-065	Asphalt R.C. 250	Cu.m
MR-066	Asphalt R.C 800	Ton
MR-067	Asphalt R.C 800	Cu.m
MR-068	Asphalt SS 1	Ton
MR-069	Asphalt SS 1	Cu.m
MR-070	Asphalt SS 1H	Ton
MR-071	Asphalt SS 1H	Cu.m
MR-072	Asphalt R.S.1	Ton
MR-073	Asphalt R.S.1	Cu.m
MR-074	Asphalt R.S.2	Ton
MR-075	Asphalt R.S.2	Cu.m
MR-076	Heavy Oil	L
MS-077	Cement Type - 1 (OPC)	BAG

LIST OF MATERIAL

CODE	DESCRIPTION	UNIT
MS-078	Cement Type - II (Low SR)	BAG
MS-082	Admixture Type A (Water Reducing)	L
MS-083	Admixture Type B (Retarder)	L
MS-084	Admixture Type C (Accelerator)	L
MS-085	Admixture Type D (Water Reducing & Retarding)	L
MS-086	Admixture Type E (Water Reducing & Accelerating)	L
MS-087	Admixture Type F (Water Reducing High Range)	L
MS-088	Admixture Type G (Water Reducing High Range & Retarding)	L
MS-089	Curing Compound	L
MS-090	Steel Grade 40	Ton
MS-091	Steel Grade 60	Ton
MS-092	Prestressing Strand 3/8 " , 1/2 "	Ton
MS-093	Steel Wire Mesh 4" x 4", guage 9	Kg
MS-094	Cold Steel Wire AASHTO M-32 (reinforcement binder)	Ton
MS-095	Structures Shapes ASTM A-36	Ton
MS-096	Concrete Pipe Non Reinf. 150 mm Ø	M
MS-097	Concrete Pipe Non Reinf. 200 mm Ø	M
MS-098	Concrete Pipe Non Reinf. 250 mm Ø	M
MS-099	RCC Pipe Class II 310 mm Ø (AASHTO M-170)	M
MS-100	RCC Pipe Class II 380 mm Ø (AASHTO M-170)	M
MS-101	RCC Pipe Class II 460 mm Ø (AASHTO M-170)	M
MS-102	RCC Pipe Class II 610 mm Ø (AASHTO M-170)	M
MS-103	RCC Pipe Class II 760 mm Ø (AASHTO M-170)	M
MS-104	RCC Pipe Class II 910 mm Ø (AASHTO M-170)	M
MS-105	RCC Pipe Class II 1070 mm Ø (AASHTO M-170)	M
MS-106	RCC Pipe Class II 1220 mm Ø (AASHTO M-170)	M
MS-107	RCC Pipe Class II 1520 mm Ø (AASHTO M-170)	M
MS-108	RCC Pipe Class IV 310 mm Ø (AASHTO M-170)	M
MS-109	RCC Pipe Class IV 380 mm Ø (AASHTO M-170)	M
MS-110	RCC Pipe Class IV 460 mm Ø (AASHTO M-170)	M
MS-111	RCC Pipe Class IV 610 mm Ø (AASHTO M-170)	M
MS-112	RCC Pipe Class IV 760 mm Ø (AASHTO M-170)	M
MS-113	RCC Pipe Class IV 910 mm Ø (AASHTO M-170)	M
MS-114	RCC Pipe Class IV 1070 mm Ø (AASHTO M-170)	M
MS-115	RCC Pipe Class IV 1220 mm Ø (AASHTO M-170)	M
MS-116	RCC Pipe Class IV 1520 mm Ø (AASHTO M-170)	M
MS-117	Steel / Metal Bearing Devices	Kg
MS-118	Bitumen Impregnated Fiber Board 12 mm	Sq.m

LIST OF MATERIAL

CODE	DESCRIPTION	UNIT
MS-119	Neoprene Rubber Sheet 6mm thcik	Sq.m
MS-120	Asphalt felt 3 Ply	Sq.m
MS-121	PVC Water Stops (6"wide) 12 mm thcik	M
MS-122	Polysulphide Joint Sealant	Kg
MS-123	Elastomeric Bearing pad M-183.local (Pakistan make),PSQCA Certified	Cu.cm
MS-124	Bridge Expansion Joint with Two Extruded Aluminium Alloy Sections (50 mm Movement) Imported (European/ American make)	M
MS-125	Bridge Expansion Joint with Cast Aluminium Alloy Cantilever Teeth (110 mm Movement) - Imported (European/ American make)	M
MS-126	Bridge Expansion Joint with Cast Aluminium Alloy Cantilever Teeth (300 mm Movement) - Imported (European/American make)	M
MS-127	65 mm-Expansion Joint -Nosing-Molded Vulcanized Elastomeric Single Section (One Piece, Monoblock) -Imported (European/American make)	M
MS-128	Steel Expansion Joint (Local)	Kg
MS-129	Steel Block C150x100x5 (Length 350mm)	Each
MS-130	Steel Post C150x100x5 (Length 1830mm)	Each
MS-131	W6x15 Steel Post (Length 1830mm)	Each
MS-132	Steel Backing Plate 318 x 270 x 12	Each
MS-133	Metal Beam Rail 310 mm Wide	M
MS-134	Metal Rail End Piece	Each
MS-135	Cementitious Grout (High Strength)	Cu.m
MS-136	PVC Water Stopper (width 8") 12 mm thick	M
MS-137	Brick Class "A"	Each
MS-138	Brick Class "B"	Each
MS-139	Bitumen Impregnated Fiber Board 25 mm	Sq.m
MX-140	Warning Tape (3" Wide).	M
MS-142	Precast Pre-Stressed Fence Post (140x140x2400)mm	Each
MS-143	Precast RCC Lateral Fence Post (200x200x2100)mm incl Steel U-Strips (3x150x2400)	Each
MX-144	Coolant	L
MS-145	Elastomeric Bearing Pads (According to size and thickness Imported (Asian Make)	Cu.cm
MS-152	Trumpets/bearing Plate (240x240)mm for (10-11-12)	Each
MS-153	Wedges 5" Imported	Each
MR-154	Rectangular Concrete Paver - 60 mm (200mmx100mmx60mm)	Sq.m
MR-155	Rectangular Concrete Paver - 80 mm (200mmx100mmx80mm)	Sq.m

LIST OF MATERIAL

CODE	DESCRIPTION	UNIT
MX-156	Welded Reinforcement Concrete Mesh 4"x4" dia 6mm	Sq.m
MS-157	Shuttering A	Cu.m
MS-158	Shuttering B	Cu.m
MS-159	Shuttering C	Cu.m
MS-160	Shuttering D	Cu.m
MS-161	Shuttering E	Cu.m
MS-162	Scaffolding (A)	Cu.m
MS-163	Scaffolding (B)	Sq.m
MS-164	Mobilization of 30 Ton Trailer for Piling Equipment	M
MS-165	Mobilization of Confirmatory Boring Equipment	M
MS-167	Polythene Sheet	Sq.m
MS-168	Bitumastic Joint Sealant	Kg
MS-169	Mobilization of Piling Equipment (1.1m to 2 m dia)	M
MS-170	Steel Casing for Piles (8-10)mm thick	Ton
MS-171	Bentonite Powder	Kg
MS-172	Plat Form (Shuttering) for Pile Test 120 Tons	LS
MS-173	Plat Form (Shuttering) 240 Tons	LS
MS-174	Plat Form (Shuttering) 360 Tons	LS
MS-175	Plat Form (Shuttering) 550 Tons	LS
MS-176	Plat Form (Shuttering) Test 800 Tons	LS
MS-177	Plat Form (Shuttering) Test 1000 Tons	LS
MS-178	Plat Form (Shuttering) Test 1200 Tons	LS
MX-179	G.I Pipe 3" Outer Dia 8 Guage thickness	M
MX-180	CR Reflective Paint for Kerb Stone	L
MX-181	Epoxy Adhesive (2 Components)	L
MX-182	Cats-Eye Single (Raised Profile) - Plastic 100x100 mm	Each
MX-183	Cats-Eye Double (Raised Profile) - Plastic 100x100 mm	Each
MX-184	Cats-Eye Single (Raised Profile) - Aluminium 100x100 mm	Each
MX-185	Cats-Eye Double (Raised Profile) - Aluminium 100x100 m	Each
MX-186	Traffic Sign Cat 1i - 90 cm Sign Boards in high intensity Reflective Sheeting Laminated on 1.8 mm thick G.I Sheets	Each
MX-187	Traffic Sign Cat 2i- 90 cm Sign Boards in high intensity Reflective Sheeting Laminated on 1.8 mm thick G.I Sheets	Each
MX-188	Traffic Sign Category 3C- Sign Boards in high intensity Reflective Sheeting Laminated on 1.8 mm thick G.I Sheets	Sq.m
MX-189	Pavement Marking Non-Reflecting (TP) Paint	Kg
MX-190	Pavement Marking Non-Reflecting (CR) Paint	L
MR-191	Pre-Cast Concrete Kerb Stone (457hx152wx300L)mm	Each
MX-192	Pavement Marking Reflecting (CR) Paint	L

LIST OF MATERIAL

CODE	DESCRIPTION	UNIT
MX-193	Steel Bit	Each
MX-194	Diamond Bit	Each
MX-195	Tungsten Carbide Bits	SET
MX-196	Red Oxide Paint	L
MX-197	Quick Lime	Kg
MX-198	Precast Concrete Blocks (4'x4')	Each
MX-199	Synthetic Enamel Paint	L
MX-200	GMS Barbed Wire 12 guage/14g	Kg
MX-201	Angle Iron Assorted	Kg
MX-202	Steel Channels	Kg
MX-203	Corrugated MS duct (sheath)(2.5"-3" Dia)	M
MX-204	Stressing Block Anchor Head (10-11-12 strands) 12/.5" holes	Each
MX-205	G.I Pipe 6" Outer Dia Schedule 40	M
MX-206	Steel Sheath Casing	M
MX-207	GMS Screw, Nuts, Bolts and Washers	Kg
MX-208	Rubber Speed Ramp (w345xh40) mm	M
MX-209	Pavement Marking Reflecting (TP) Paint	Kg
MX-210	Galvanized Flat Steel Fasteners and Washers	Kg
MX-211	Galvanized U-Bolts Clamp with 2 Nuts and Tie Bolts	Kg
MX-212	Galvanized Supporting Hooks Cast in Precast Posts	Each
MX-213	Galvanized Chain Link Wire mesh Fabric	Sq.m
MX-214	Galvanized Wire 3.76mm Ø Tension, 3mm Ø Stirrups	Kg
MX-215	MS Sheet (Plates) 2.5-3mm thick	Kg
MX-216	Galvanization	Kg
MX-217	Galvanized Wire Mesh Fence 10 SWG (50 mm x 50 mm) 3mm thick	Sq.m
MX-218	Welding Rods	Each
MX-219	Water	1000 L
MX-220	High speed Diesel	L
MX-221	Super Gasoline	L
MX-222	Regular Gasoline	L
MX-223	Engine Oil (All Type)	L
MX-224	Grease	Kg
MX-225	MS Scaffolding Pipe 2" Dia	Kg
MX-226	Scaffolding Clamps	Each
MX-227	Safety Cone Plastic Small with Reflective Strips 18"	Each
MX-228	Safety Cone Plastic Large with Reflective Strips 28"	Each
MX-229	Guard Rail Reflector (Butterfly type) size 120x70mm	Each

LIST OF MATERIAL

CODE	DESCRIPTION	UNIT
MX-230	Concrete Barrier Reflector Single side size 155x75mm	Each
MX-231	Plantation Trees (local inhabitant)	Each
MX-232	Grass Sod / Turf (Korean / American /) 1' x 1' size	Sq.m
MX-233	Shrubs / Hedges (Sanatha or any local)	Sq.m
MX-234	Grass Sod / Turf (Local / Dakha) 1' x 1' size	Sq.m
MX-235	Axle & Transmission oils	L
MX-236	Hydraulic Oil/fluids	L
MX-237	Fertilizer DAP (18% nitrogen & 46% phosphorus)	Kg
MX-238	Aluminium Speed Ramp 335x330x40 mm	Each
MX-239	Aluminium Divider Size 150x90x30mm with single side Reflector	Each
MX-240	Aluminium Divider Size 150x90x30mm with double side Reflector	Each
MX-241	Aluminium Divider Size 150x90x45mm with Single side Reflector	Each
MX-242	Aluminium Divider Size 150x90x45mm with Double side Reflector	Each
MX-243	Traffic Sign Cat 3a- Sign Boards in high intensity Reflective Sheeting Laminated on 1.8 mm thick G.I Sheets	Each
MX-244	Traffic Sign Cat 3b- Sign Boards in high intensity Reflective Sheeting Laminated on 1.8 mm thick G.I Sheets	Each
MX-245	Plastic Moulded Antiglare Shield (w200mmxh800 mm)	Each
MX-246	Tubular Markers(Delineator Post) h 90cm	Each
MX-247	Tubular Markers Post h 45cm	Each
MX-248	Coarse Sand for Dry Works	Cu.m
MX-249	Fine Sand for Dry Works	Cu.m
MX-250	Aggregate 2" - 1-1/2" for Dry Works	Cu.m
MX-251	Aggregate 1-1/2"-3/4" for Dry Works	Cu.m
MX-252	Aggregate 3/4" - 3/8" for Dry Works	Cu.m
MX-253	Aggregate 3/8"- No. 4 for Dry Works	Cu.m
MX-254	Aggregate No. 4 - NO. 200 Dry Works	Cu.m
MX-255	Filler (Rock Dust) Material Dry Works	Cu.m
MX-256	Geotextile 190 gm/sm	Sq.m
MX-257	Geotextile 320gm/sm	Sq.m
MX-258	Neoprene Rubber Sheet 12mm thick	Sq.m
MX-259	LPG	Kg
MR-260	Royalty Cost	Cu.m
MX-261	Axle oils/Swing machinery Oil	L
MX-262	Final Drive Oil	L
MX-263	Damper case Oil	L

LIST OF MATERIAL


CODE	DESCRIPTION	UNIT
MX-264	Borehole Sample Testing in Soil Strata	M
MX-265	Cementitious Grout (High Strength)	Kg
MS-266	PVC Water Stopper (width 6") 12 mm thick	M
MX-267	Borehole Sample Testing in Gravel Strata	M
MX-268	Borehole Sample Testing in Rock Strata	M
MS-269	Elastomeric Bearing Pads (According to size and thickness) Important (Europe/American make)	Cu.cm
MS-270	Plat Form (Shuttering) Test 1500 Tons	LS
MS-271	Plat Form (Shuttering) Test 2000 Tons	LS
MS-272	Plat Form (Shuttering) Test 2500 Tons	LS
MS-273	50 mm-Expansion Joint-Nosing type with two Alluminium Alloy Sections and Elastomeric Profile Imported (Asian Make)	M
MS-274	110 mm-Expansion Joint -Cantilever Saw teeth with Aluminium Alloy Sections Imported (Asian Make)	M
MS-275	65 mm-Expansion Joint -Nosing-Molded Vulcanized Elastomeric Single Section (One Piece, Monoblock) Imported (Asian Make)	M
MX-276	G.I Pipe 8" Outer Dia Schedule 40	M
MX-277	Traffic Sign Cat 1ii - 105 cm Sign Boards in HIP Grade Reflective Sheeting Laminated on 1.8 mm thick G.I Sheets	Each
MX-278	Traffic Sign Cat 2ii- 105 cm Sign Boards in HIP Grade Reflective Sheeting Laminated on 1.8 mm thick G.I Sheets	Each
MX-279	Traffic Sign Cat 1iii - 120 cm Sign Boards in HIP Grade Reflective Sheeting Laminated on 1.8 mm thick G.I Sheets	Each
MX-280	Traffic Sign Cat 2iii- 120 cm Sign Boards in HIP Grade Reflective Sheeting Laminated on 1.8 mm thick G.I Sheets	Each
MX-281	G.I Pipe 4" Outer Dia 8 Guage	M
MS-282	Bridge Expansion Joint 50 mm Movement Joint Two Profile Alloy Aluminum 6063 T 6 Continuous CR Profile, Sockets Studs Local (Pakistan Make), PSQCA Certified	M
MS-283	Bridge Expansion Joint 65 mm Movement W Section CR Vulcanized Molded Nosing Expansion Joint Local (Pakistan Make), PSQCA Certified	M
MX-284	Digital Printing Sign Traffic Cat 1i - 90 cm Sign Boards in high intensity Reflective Sheeting Laminated on 1.8 mm thick G.I Sheets	Each
MX-285	Digital Printing Traffic Sign Cat 1ii - 105 cm Sign Boards in high intensity Reflective Sheeting Laminated on 1.8 mm thick G.I Sheets	Each
MX-286	Digital Printing Traffic Sign Cat 1iii - 120 cm Sign Boards in high intensity Reflective Sheeting Laminated on 1.8 mm thick G.I Sheets	Each
MX-287	Digital Printing Traffic Sign Cat 2i- 90 cm Sign Boards in high intensity Reflective Sheeting Laminated on 1.8 mm thick G.I Sheets	Each

LIST OF MATERIAL

CODE	DESCRIPTION	UNIT
MX-288	Digital Printing Traffic Sign Cat 2ii- 105 cm Sign Boards in high intensity Reflective Sheeting Laminated on 1.8 mm thick G.I Sheets	Each
MX-289	Digital Printing Traffic Sign Cat 2iii- 120 cm Sign Boards in high intensity Reflective Sheeting Laminated on 1.8 mm thick G.I Sheets	Each
MX-290	Digital Printing Traffic Sign Cat 3a- Sign Boards in high intensity Reflective Sheeting Laminated on 1.8 mm thick G.I Sheets	Each
MX-291	Digital Printing Traffic Sign Cat 3b- Sign Boards in high intensity Reflective Sheeting Laminated on 1.8 mm thick G.I Sheets	Each
MX-292	Digital Printing Traffic Sign Category 3C Sign Boards in high intensity Reflective Sheeting Signs Laminated on 1.8 mm thick G.I Sheets	Sq.m
MS-293	Bridge Expansion Joint 50 mm Movement Indigenous Expansion Joint 15 mm thick two vertical Steel Plates welded 10 mm round steel bars, Local (Pakistan Make), PSQCA Certified	M
MS-294	Bridge Expansion Joint 110 mm Movement Saw teeth Four profile aluminum alloy 6063-T 6 continuous CR Profile noise free Local (Pakistan Make), PSQCA Certified	M
MS-295	Bridge Expansion Joint 80 mm Steel Grade EN10025 Sound isolated Silent Type Expansion Joint with SINUS Plates Imported (Asian Make)	M
MS-297	Fiber glass Reinforced Polyester Grating Size (600 mm x 600 mm) Class-D 400 with Frame (Imported)	Each
Ms-298	Fiber glass Reinforced Polyester Grating Size (876 mm x 603 mm x 250 mm) Class-C 250 with Frame - Side Walk Type (Imported)	Each
MX-299	Rubber Speed Ramp.Middle section (L500xW500xH75)mm, End cap (L203xW500xH75)	M
MS-300	50 mm-Expansion Joint-Nosing type with two Aluminium Alloy Sections and Elastomeric Profile Imported (East Asian Make)	M
MS-301	65 mm-Expansion Joint -Nosing-Molded Vulcanized Elastomeric Single Section (One Piece, Monoblock) Imported (East Asian Make)	M
MS-302	110 mm-Expansion Joint -Cantilever Saw teeth with Aluminum Alloy Sections Imported (East Asian Make)	M
MS-303	100 mm Elastomeric Monoblock Expansion Joint Middle Top Surface Vulcanized Aluminum with Rubber Imported (West Asian Make)	M
MS-304	80 mm Expansion joint Zigzag Finger dual structure extruded aluminum less noise Local (Pakistan Make),PSQCA Certified	M

**LIST OF QUARRY
AZAD JAMMU AND KASHMIR**

47	Poonch	AJK-084	Hajira Abaspur Road Outcrop	73° 57' 30.52"	33° 47' 15.20"	✓	✓	✓	✓	✓	✓	✓									✓	✓	✓	✓						
48	Poonch	AJK-085	Hajira Nar Quarry	73° 54' 48.54"	33° 45' 27.60"	✓	✓	✓	✓	✓	✓	✓									✓	✓	✓	✓						
49	Poonch	AJK-086	Khaigal Hajira Outcrop	73° 52' 1.65"	33° 48' 26.72"	✓	✓	✓	✓	✓	✓	✓									✓	✓	✓	✓						
50	Sudhanoti	AJK-091	Azad Patan Medan	73° 36' 36.05"	33° 44' 30.67"	✓	✓	✓	✓	✓	✓	✓									✓	✓	✓	✓						
51	Sudhanoti	AJK-092	Nar Tararkhal	73° 47' 40.94"	33° 45' 41.87"	✓	✓	✓	✓	✓	✓	✓									✓	✓	✓	✓						
52	Sudhanoti	AJK-093	Pappy Nar Outcrop	73° 40' 58.52"	33° 44' 51.76"	✓	✓	✓	✓	✓	✓	✓									✓	✓	✓	✓						
53	Sudhanoti	AJK-094	Tararkhal Sand Stone	73° 45' 34.52"	33° 47' 15.15"	✓	✓	✓	✓	✓	✓	✓									✓	✓	✓	✓						



NATIONAL HIGHWAY AUTHORITY
MINISTRY OF COMMUNICATIONS
GOVERNMENT OF PAKISTAN
ISLAMABAD

COMPOSITE SCHEDULE OF RATES

JANUARY 2024

AJ & K

□□M□ □□ □□□□□□□□

□J & K

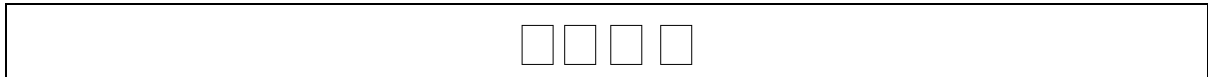
□□□	□□M□ □□ □□□□□□□□	□□□□□□□□ □□□□
1	BAGH	6
2	BHIMBER	13
3	HAVELI	46
4	JHELUM VALLEY	55
5	KOTLI	75
6	MIRPUR	96
7	MUZAFFARABAD	101
8	NEELUM	108
9	POONCH	118
10	SUDHANOTI	138



**MINISTRY OF COMMUNICATIONS
GOVERNMENT OF PAKISTAN
ISLAMABAD**

COMPOSITE SCHEDULE OF RATES

JANUARY 2024



Summary of Rate Analysis

Province: AJ & K
District: BAGH

Item No.	Description	Unit	Manpower	Plant & Equipment	Material	OH-Profit	Rate (Rs)
101	CLEARING AND GRUBBING	Sq.m	2.77	34.36	-	9.28	46.41
102a	REMOVAL OF TREES 150 - 300 mm GIRTH	Each	71.03	1,002.65	48.58	280.57	1,402.83
102b	REMOVAL OF TREES 301 - 600 mm GIRTH	Each	131.20	1,561.82	218.60	477.91	2,389.53
102c	REMOVAL OF TREES 601 mm OR OVER GIRTH	Each	629.76	3,038.31	1,165.88	1,208.49	6,042.44
103	STRIPPING	Cu.m	14.87	522.46	-	134.34	671.68
104	COMPACTION OF NATURAL GROUND	Sq.m	2.57	33.34	1.76	9.42	47.08
106a	EXCAVATE UNSUITABLE COMMON MATERIAL	Cu.m	22.86	437.20	-	115.02	575.09
106bi	EXCAVATE UNSUITABLE HARD ROCK MATERIAL	Cu.m	80.90	1,333.13	91.89	376.48	1,882.40
106bii	EXCAVATE UNSUITABLE MEDIUM ROCK MATERIAL	Cu.m	60.67	969.37	-	257.51	1,287.56
106biii	EXCAVATE UNSUITABLE SOFT ROCK MATERIAL	Cu.m	47.00	707.45	-	188.62	943.08
106c	EXCAVATE SURPLUS COMMON MATERIAL	Cu.m	22.86	437.20	-	115.02	575.09
106di	EXCAVATE SURPLUS HARD ROCK MATERIAL	Cu.m	80.90	1,333.13	91.89	376.48	1,882.40
106dii	EXCAVATE SURPLUS MEDIUM ROCK MATERIAL	Cu.m	60.67	969.37	-	257.51	1,287.56
106diii	EXCAVATE SURPLUS SOFT ROCK MATERIAL	Cu.m	47.00	707.45	-	188.62	943.08
107a	STRUCTURAL EXCAVATION IN COMMON MATERIAL	Cu.m	44.92	355.04	-	99.99	499.96
107b	STRUCTURAL EXCAVATION IN COMMON MATERIAL BELOW WATER LEVEL (WHERE DEWATERING IS PERFORMED BY PUMP FOR STRUCTURES ONLY)	Cu.m	310.78	958.31	317.77	396.72	1,983.58
107ci	STRUCTURAL EXCAVATION IN HARD ROCK MATERIAL	Cu.m	80.90	1,100.89	91.89	318.42	1,592.10
107cii	STRUCTURAL EXCAVATION IN MEDIUM ROCK MATERIAL	Cu.m	60.77	777.88	-	209.66	1,048.31
107ciii	STRUCTURAL EXCAVATION IN SOFT ROCK MATERIAL	Cu.m	47.00	540.71	-	146.93	734.64
107d	GRANULAR BACKFILL	Cu.m	181.54	490.02	5,130.30	1,450.47	7,252.33
107e	COMMON BACK FILL	Cu.m	141.54	212.61	11.70	91.47	457.33
108a	FORMATION OF EMBANKMENT FROM ROADWAY EXCAVATION IN COMMON MATERIAL	Cu.m	42.26	532.59	11.70	146.64	733.19
108bi	FORMATION OF EMBANKMENT FROM ROADWAY EXCAVATION IN HARD ROCK MATERIAL	Cu.m	96.80	1,736.88	91.89	481.39	2,406.96
108bii	FORMATION OF EMBANKMENT FROM ROADWAY EXCAVATION IN MEDIUM ROCK MATERIAL	Cu.m	73.90	1,323.93	11.70	352.38	1,761.90
108biii	FORMATION OF EMBANKMENT FROM ROADWAY EXCAVATION IN SOFT ROCK MATERIAL	Cu.m	64.69	991.81	11.70	267.05	1,335.25
108c	FORMATION OF EMBANKMENT FROM BORROW EXCAVATION IN COMMON MATERIAL	Cu.m	41.54	510.92	63.90	154.09	770.45
108d	FORMATION OF EMBANKMENT FROM STRUCTURAL EXCAVATION IN COMMON MATERIAL	Cu.m	41.00	251.77	11.70	76.12	380.59
108e	FORMATION OF EMBANKMENT FROM STRUCTURAL EXCAVATION IN ANY TYPE OF ROCK MATERIAL	Cu.m	71.64	328.99	11.70	103.08	515.41
109a	SUBGRADE PREPARATION IN EARTH CUT	Sq.m	7.71	143.62	3.51	38.71	193.56
109bi	SUBGRADE PREPARATION IN EXISTING ROAD WITHOUT ANY FILL	Sq.m	5.07	127.23	3.12	33.85	169.26
110	IMPROVED SUB-GARDE (CBR>20%)	Cu.m	37.43	615.86	927.88	395.29	1,976.46

Summary of Rate Analysis

Province: AJ & K
District: BAGH

Item No.	Description	Unit	Manpower	Plant & Equipment	Material	OH-Profit	Rate (Rs)
114a	DRESSING OF BERM WITHOUT EXTRA MATERIAL	Sq.m	4.55	39.64	1.76	11.49	57.43
114b	DRESSING OF BERM WITH EXTRA MATERIAL	Sq.m	6.50	40.46	16.43	15.85	79.24
201	GRANULAR SUBBASE	Cu.m	58.83	502.83	3,484.22	1,011.47	5,057.36
202i	AGGREGATE BASE COURSE (WITH PAVER)	Cu.m	89.51	945.81	3,842.32	1,219.41	6,097.06
202ii	AGGREGATE BASE COURSE (WITH GRADER)	Cu.m	89.51	755.93	3,842.32	1,171.94	5,859.71
203a	ASPHALTIC BASE COURSE PLANT MIX (CLASS "A")	Cu.m	305.53	4,506.99	22,983.03	6,948.89	34,744.44
203b	ASPHALTIC BASE COURSE PLANT MIX (CLASS "B")	Cu.m	305.53	4,506.99	23,622.47	7,108.75	35,543.74
203c	ASPHALTIC LEVELLING COURSE PLANT MIX (CLASS "A")	Cu.m	305.53	4,506.00	23,358.81	7,042.59	35,212.94
203d	ASPHALTIC LEVELLING COURSE PLANT MIX (CLASS "B")	Cu.m	305.53	4,506.00	23,810.46	7,155.50	35,777.50
204b	CEMENT STABILIZED BASE	Cu.m	149.59	985.78	5,661.08	1,699.11	8,495.56
204c	CEMENT CONTENT	Ton	615.40	-	28,934.22	7,387.41	36,937.03
204d	LIQUID ASPHALT FOR CURING SEAL, TYPE MC-250	Ton	1,266.70	4,289.62	169,892.73	43,862.26	219,311.31
204e	EMULSIFIED ASPHALT FOR CURING SEAL, TYPE SS-1	Ton	1,266.70	4,289.62	165,812.73	42,842.26	214,211.31
205a	GRADED CRUSHED AGGREGATE CRACK-RELIEF LAYER	Cu.m	515.83	256.82	4,567.23	1,334.97	6,674.84
205b	ASPHALTIC OPEN-GRADED PLANT MIX CRACK-RELIEF LAYER	Cu.m	284.91	5,462.35	22,468.32	7,053.90	35,269.48
206b	WATER BOUND MACADAM BASE WITH COARSE AGG: CLASS B	Cu.m	567.40	242.56	3,923.20	1,183.29	5,916.45
207a	DEEP PATCHING (0-15 cm)	Sq.m	8.82	69.50	222.61	75.23	376.16
207b	DEEP PATCHING (15-30 cm)	Sq.m	8.82	69.50	222.61	75.23	376.16
208	REINSTATEMENT OF ROAD SURFACE	Sq.m	9.89	196.48	0.98	51.84	259.18
209a	BREAKING OF EXISTING ROAD PAVEMENT STRUCTURE	Cu.m	23.96	877.61	6.50	227.02	1,135.09
209b	SCARIFICATION OF EXISTING ROAD PAVEMENT	Sq.m	4.79	115.23	0.97	30.25	151.25
215a	PROVIDING AND PLACING GEOTEXTILE 190 GSM, 100% CONTINUOUS POLYPROPYLENE NONWOVEN, ISOTROPIC, THERMALLY & MECHANICALLY BONDED. 100 YEARS LIFE OXIDATION RESISTANCE (IMPORTED)	Sq.m	13.01	3.27	907.15	230.86	1,154.29
302a	CUT-BACK ASPHALT FOR BITUMINOUS PRIME COAT	Sq.m	1.57	2.01	173.94	44.38	221.91
302b	EMULSIFIED ASPHALT FOR BITUMINOUS PRIME COAT	Sq.m	1.51	2.33	167.87	42.93	214.64
303a	CUT-BACK ASPHALT FOR BITUMINOUS TACK COAT	Sq.m	0.63	1.39	70.41	18.11	90.53
303b	EMULSIFIED ASPHALT FOR BITUMINOUS TACK COAT	Sq.m	0.63	1.39	67.14	17.29	86.45
304ai	SINGLE SURFACE TREATMENT	Sq.m	3.27	58.71	323.16	96.28	481.41
304aii	SINGLE SURFACE TREATMENT W/O PRIME COAT	Sq.m	3.27	57.40	212.29	68.24	341.20
304bi	DOUBLE SURFACE TREATMENT	Sq.m	5.36	71.70	669.82	186.72	933.61
304bii	DOUBLE SURFACE TREATMENT W/O PRIME COAT	Sq.m	5.36	70.08	558.96	158.60	793.00
304ci	TRIPLE SURFACE TREATMENT	Sq.m	9.77	79.71	791.48	220.24	1,101.21
304cii	TRIPLE SURFACE TREATMENT W/O PRIME COAT	Sq.m	9.77	78.00	680.40	192.04	960.21

Summary of Rate Analysis

Province: AJ & K
District: BAGH

Item No.	Description	Unit	Manpower	Plant & Equipment	Material	OH-Profit	Rate (Rs)
304d	SEAL COAT	Sq.m	4.05	17.10	93.50	28.66	143.31
305a	ASPHALTIC CONCRETE FOR WEARING COURSE (CLASS "A")	Cu.m	268.31	4,687.74	24,893.80	7,462.46	37,312.31
305b	ASPHALTIC CONCRETE FOR WEARING COURSE (CLASS "B")	Cu.m	268.31	4,687.74	25,345.62	7,575.42	37,877.09
307a	DENSE GRADED HOT BIT-MAC	Cu.m	1,050.80	1,590.11	22,317.19	6,239.53	31,197.64
307b	OPEN GRADED HOT BIT-MAC	Cu.m	1,050.80	1,590.11	22,102.01	6,185.73	30,928.66
308a	RECYCLING OF ASPHALT CONCRETE (0 - 60 mm THICK)	Cu.m	157.36	2,569.79	3,880.05	1,651.80	8,259.00
308b	BITUMEN BINDER GRADE (40 - 50, 60 - 70, 80 - 100)	Ton	410.27	2,400.11	155,672.30	39,620.67	198,103.35
309a	COLD MILLING, 0 - 30 mm	Sq.m	3.21	60.26	57.98	30.36	151.81
309b	COLD MILLING, 0 - 50 mm	Sq.m	6.37	99.54	96.12	50.51	252.54
309c	COLD MILLING, 0 - 70 mm	Sq.m	12.04	137.34	134.13	70.88	354.38
309d	COLD MILLING, 0 - 100 mm	Sq.m	13.89	182.15	192.59	97.16	485.80
309e	COLD MILLING, 0 - 130 mm	Sq.m	18.06	236.80	250.37	126.31	631.54
310a	JOINTED PLAIN CONCRETE PAVEMENT (JPCP) USING MINIMUM 5000 PSI CLASS CONCRETE LAID THROUGH CONCRETE PAVER INCLUDING TRANSVERSE AND LONGITUDINAL JOINTS FORMATION, EXPANSION CAPS AND FILLING WITH SEALANT COMPLETE IN ALL RESPECTS EXCLUDING REINFORCEMENT (DOWEL/TIE BARS)	Cu.m	529.25	9,176.19	25,506.30	8,802.93	44,014.66
401a1i	CONCRETE CLASS "A1" (UNDERGROUND)	Cu.m	1,756.47	5,968.34	13,984.40	5,427.30	27,136.51
401a1ii	CONCRETE CLASS "A1" (ON GROUND)	Cu.m	1,756.47	5,969.16	15,882.93	5,902.14	29,510.69
401a1iii	CONCRETE CLASS "A1" (ELEVATED)	Cu.m	1,756.47	5,968.34	16,584.17	6,077.25	30,386.23
401a2i	CONCRETE CLASS "A2" (UNDERGROUND)	Cu.m	1,756.47	5,969.27	15,190.38	5,729.03	28,645.15
401a2 ii	CONCRETE CLASS "A2" (ON GROUND)	Cu.m	1,756.47	6,165.97	17,088.91	6,252.84	31,264.19
401a2iii	CONCRETE CLASS "A2" (ELEVATED)	Cu.m	1,830.83	5,969.16	17,790.15	6,397.53	31,987.66
401a3i	CONCRETE CLASS "A3" (UNDERGROUND)	Cu.m	1,756.47	5,968.34	16,564.82	6,072.41	30,362.03
401a3ii	CONCRETE CLASS "A3" (ON GROUND)	Cu.m	1,756.47	6,165.97	18,463.35	6,596.45	32,982.24
401a3iii	CONCRETE CLASS "A3" (ELEVATED)	Cu.m	1,830.83	5,969.27	19,164.59	6,741.17	33,705.85
401b	CONCRETE CLASS "B"	Cu.m	2,247.94	2,302.03	11,912.58	4,115.64	20,578.20
401ci	CONCRETE CLASS "C" (UNDERGROUND)	Cu.m	1,688.94	5,113.91	13,121.96	4,981.20	24,906.01
401cii	CONCRETE CLASS "C" (ON GROUND)	Cu.m	1,738.52	5,084.13	15,032.98	5,463.91	27,319.53
401ciii	CONCRETE CLASS "C" (ELEVATED)	Cu.m	1,738.52	5,112.05	15,721.73	5,643.07	28,215.36
401di	CONCRETE CLASS "D1"	Cu.m	2,738.56	5,968.34	20,864.61	7,392.88	36,964.39
401dii	CONCRETE CLASS "D2"	Cu.m	2,738.56	5,969.27	22,422.14	7,782.50	38,912.48
401diii	CONCRETE CLASS "D3"	Cu.m	2,738.56	5,969.27	23,799.96	8,126.95	40,634.75
401e	CONCRETE CLASS "Y"	Cu.m	1,756.47	4,041.46	19,075.12	6,218.26	31,091.30
401f	LEAN CONCRETE	Cu.m	1,470.81	1,866.76	9,418.57	3,189.04	15,945.19

Summary of Rate Analysis

Province: AJ & K
District: BAGH

Item No.	Description	Unit	Manpower	Plant & Equipment	Material	OH-Profit	Rate (Rs)
401gi	PRECAST CONCRETE CLASS "A1"	Cu.m	4,169.37	2,654.82	16,503.68	5,831.97	29,159.84
401gii	PRECAST CONCRETE CLASS "A3"	Cu.m	4,169.37	2,654.82	19,263.81	6,522.00	32,610.00
401giii	PRECAST CONCRETE CLASS "B"	Cu.m	4,169.37	3,280.70	13,803.21	5,313.32	26,566.60
401giv	PRECAST CONCRETE CLASS "D1"	Cu.m	2,971.47	5,969.27	20,939.57	7,470.08	37,350.39
401gv	PRECAST CONCRETE CLASS "D2"	Cu.m	2,971.47	5,969.27	22,497.10	7,859.46	39,297.30
401gvi	PRECAST CONCRETE CLASS "D3"	Cu.m	2,971.47	5,969.27	23,874.92	8,203.92	41,019.58
401h	PLUM (CYCLOPEAN / RUBBLE) CONCRETE (2:1 CONCRETE, STONE RATIO)	Cu.m	1,984.68	2,247.41	9,162.38	3,348.62	16,743.08
404a	REINFORCEMENT AS PER AASHTO M-31 GRADE 40	Ton	8,049.48	1,389.92	273,614.84	70,763.56	353,817.80
404 b	REINFORCEMENT AS PER AASHTO M-31 GRADE 60	Ton	8,049.48	1,389.92	275,714.84	71,288.56	356,442.80
404h	REINFORCEMENT (STRUCTURAL SHAPES) AS PER ASTM-A-36	Ton	4,450.60	3,106.02	319,425.24	81,745.47	408,727.33
405a	PRE-STRESSING WIRE STRAND 3/8" - 1/2" DIA COMPLETE IN ALL RESPECT	Ton	9,969.48	13,184.98	721,878.61	186,258.27	931,291.34
405b	LAUNCHING OF GIRDER	Ton	307.70	1,869.53	-	544.31	2,721.54
406a	PREMOULDED JOINT FILLER 12 mm THICK WITH BITUMASTIC JOINT SEAL	Sq.m	567.54	-	3,808.41	1,093.99	5,469.95
406b	NEOPRENE RUBBER JOINT FILLER 6 mm THICK WITH BITUMASTIC JOINT SEAL	Sq.m	382.92	-	9,873.96	2,564.22	12,821.10
406ci	STEEL EXPANSION JOINTS AS PER DESIGN LOCAL (PAKISTAN MAKE),PSQCA CERTIFIED	Kg	39.95	6.18	692.26	184.60	923.00
406cii	50 mm EXPANSION JOINT-NOSING TYPE WITH TWO ALUMINUM ALLOY SECTIONS AND ELASTOMERIC PROFILE IMPORTED (EUROPEAN/AMERICAN MAKE)	M	1,384.65	-	107,116.32	27,125.24	135,626.21
406ciii	50 mm EXPANSION JOINT-NOSING TYPE WITH TWO ALUMINUM ALLOY SECTIONS AND ELASTOMERIC PROFILE IMPORTED (WEST ASIAN MAKE)	M	1,384.65	-	94,707.23	24,022.97	120,114.85
406civ	110 mm EXPANSION JOINT-CANTILEVER SAW TEETH WITH TWO ALUMINUM ALLOY SECTIONS IMPORTED (EUROPEAN/AMERICAN MAKE)	M	1,384.65	-	398,895.80	100,070.11	500,350.56
406cv	110 mm EXPANSION JOINT-CANTILEVER SAW TEETH WITH TWO ALUMINUM ALLOY SECTIONS IMPORTED (WEST ASIAN MAKE)	M	1,384.65	-	338,913.98	85,074.66	425,373.29
406cvi	65 mm EXPANSION JOINT-NOSING-MOLDED VULCANIZED ELASTOMER SINGLE SECTION (ONE PIECE, MONOBLOCK) IMPORTED (EUROPEAN/AMERICAN MAKE)	M	1,384.65	-	81,017.03	20,600.42	103,002.10
406cvii	65 mm EXPANSION JOINT-NOSING-MOLDED VULCANIZED ELASTOMER SINGLE SECTION (ONE PIECE, MONOBLOCK) IMPORTED (WEST ASIAN MAKE)	M	1,384.65	-	71,381.57	18,191.56	90,957.78
406cviii	50 mm EXPANSION JOINT- TWO PROFILE ALLOY ALUMINUM 6063 T 6 CONTINUOUS CR PROFILE, SOCKETS STUDS LOCAL (PAKISTAN MAKE),PSQCA CERTIFIED	M	1,384.65	-	64,081.77	16,366.61	81,833.03
406cix	65 mm EXPANSION JOINT-W SECTION CR VULCANIZED MOLDED NOSING LOCAL (PAKISTAN MAKE),PSQCA CERTIFIED	M	1,384.65	-	61,632.48	15,754.28	78,771.41

Summary of Rate Analysis

Province: AJ & K
District: BAGH

Item No.	Description	Unit	Manpower	Plant & Equipment	Material	OH-Profit	Rate (Rs)
406cx	50 mm EXPANSION JOINT- INDIGENOUS TYPE 15MM THICK TWO VERTICAL STEEL PLATES WELDED 10MM THICK ROUND STEEL BARS LOCAL (PAKISTAN MAKE),PSQCA CERTIFIED	M	1,384.65	-	71,521.78	18,226.61	91,133.04
406cxi	110 mm EXPANSION JOINT SAW TEETH FOUR PROFILE ALUMINUM ALLOY 6063-T6 CONTINOUS CR PROFILE NOISE FREE LOCAL (PAKISTAN MAKE),PSQCA CERTIFIED	M	1,384.65	-	160,729.44	40,528.52	202,642.61
406cxii	80 mm EXPANSION JOINT STEEL GRADE EN10025 SOUND ISOLATED SILENT TYPE WITH SINUS PLATES IMPORTED (WEST ASIAN MAKE)	M	1,292.34	-	152,848.07	38,535.10	192,675.51
406cxiii	50 mm EXPANSION JOINT-NOSING TYPE WITH TWO ALUMINUM ALLOY SECTIONS AND ELASTOMERIC PROFILE IMPORTED (EAST ASIAN MAKE)	M	1,384.65	-	99,479.95	25,216.15	126,080.75
406cxiv	65 mm EXPANSION JOINT-NOSING-MOLDED VULCANIZED ELASTOMER SINGLE SECTION (ONE PIECE, MONOBLOCK) IMPORTED (EAST ASIAN MAKE)	M	1,384.65	-	79,495.21	20,219.97	101,099.83
406cxv	110 mm EXPANSION JOINT-CANTILEVER SAW TEETH WITH TWO ALUMINUM ALLOY SECTIONS IMPORTED (EAST ASIAN MAKE)	M	1,384.65	-	369,732.16	92,779.20	463,896.01
406cxvi	100 MM ELASTOMERIC MONOBLOCK EXPANSION JOINT MIDDLE TOP SURFACE VULCANIZED ALUMINUM WITH RUBBER IMPORTED (WEST ASIAN MAKE)	M	1,384.65	-	121,250.27	30,658.73	153,293.65
406cxvii	80 mm EXPANSION JOINT ZIGZAG FINGER DUAL STRUCTURE ALUMINUM LESS NOISE LOCAL (PAKISTAN MAKE),PSQCA CERTIFIED	M	1,384.65	-	118,644.04	30,007.17	150,035.86
406di	PVC WATER STOPS 6" SIZE (12 mm THICK)	M	338.48	-	1,655.33	498.45	2,492.25
406dii	PVC WATER STOPS 8" SIZE (12 mm THICK)	M	338.48	-	2,542.37	720.21	3,601.05
406e	ELASTOMERIC BEARING PADS (ACCORDING TO SIZE AND THICKNESS) LOCAL (PAKISTAN MAKE),PSQCA CERTIFIED	Cu.cm	0.08	-	7.52	1.90	9.50
406ei	ELASTOMERIC BEARING PADS (ACCORDING TO SIZE AND THICKNESS) IMPORTED (WEST ASIAN MAKE)	Cu.cm	0.10	-	8.44	2.14	10.68
406eii	ELASTOMERIC BEARING PADS (ACCORDING TO SIZE AND THICKNESS) IMPORTED (EUROPEAN/AMERICAN MAKE)	Cu.cm	0.10	-	12.54	3.16	15.80
406eiii	ELASTOMERIC BEARING PADS (ACCORDING TO SIZE AND THICKNESS) IMPORTED (EAST ASIAN MAKE)	Cu.cm	0.10	-	10.24	2.59	12.93
406f	ASPHALT FELT (3 PLY)	Sq.m	133.85	-	758.16	223.00	1,115.01
407di	CAST IN PLACE PILES UP TO 0.8 m DIA IN NORMAL SOIL (BORING ONLY)	M	718.42	7,442.18	638.79	2,199.85	10,999.24
407dii	CAST IN PLACE PILES UP TO 0.8 m DIA IN GRAVEL STRATA (BORING ONLY)	M	1,709.25	9,375.28	791.93	2,969.12	14,845.58
407diii	CAST IN PLACE PILES > 0.8 m UPTO 1 m DIA IN NORMAL SOIL (BORING ONLY)	M	786.69	8,572.55	696.21	2,513.86	12,569.30
407div	CAST IN PLACE PILES > 0.8 m UPTO 1 m DIA IN GRAVEL STRATA (BORING ONLY)	M	1,973.05	11,042.21	935.47	3,487.69	17,438.43
407dv	CAST IN PLACE PILES > 1 m UPTO 1.5 m DIA IN NORMAL SOIL (BORING ONLY)	M	1,005.35	16,492.47	1,526.69	4,756.13	23,780.64

Summary of Rate Analysis

Province: AJ & K
District: BAGH

Item No.	Description	Unit	Manpower	Plant & Equipment	Material	OH-Profit	Rate (Rs)
407dvi	CAST IN PLACE PILES > 1 m UPTO 1.5 m DIA IN GRAVEL STRATA (BORING ONLY)	M	4,295.36	24,357.84	1,526.71	7,544.98	37,724.89
407dvii	CAST IN PLACE PILES > 1.5 m UPTO 2 m DIA IN NORMAL SOIL (BORING ONLY)	M	1,488.99	23,668.50	2,244.71	6,850.55	34,252.75
407dviii	CAST IN PLACE PILES > 1.5 m UPTO 2 m DIA IN GRAVEL STRATA (BORING ONLY)	M	6,156.96	35,453.72	2,244.71	10,963.85	54,819.24
407ki	CONFIRMATORY BORING IN SOIL STRATA (NX SIZE) INCLUDING TESTING AND REPORTING	M	701.56	2,948.98	4,216.19	1,966.68	9,833.41
407kii	CONFIRMATORY BORING IN GRAVEL STRATA (NX SIZE) INCLUDING TESTING AND REPORTING	M	1,403.11	5,830.02	3,034.18	2,566.83	12,834.14
407kiii	CONFIRMATORY BORING IN ROCK STRATA (NX SIZE) INCLUDING TESTING AND REPORTING	M	2,806.22	11,540.87	941.68	3,822.19	19,110.96
407s	PILE LOAD TEST UPTO 550 TON	Each	33,231.60	194,279.68	1,546,194.00	443,426.32	2,217,131.60
407t	PILE LOAD TEST UPTO 800 TON	Each	40,616.40	213,023.84	2,256,696.00	627,584.06	3,137,920.30
407u	PILE LOAD TEST UPTO 1000 TON	Each	40,616.40	213,023.84	2,820,870.00	768,627.56	3,843,137.80
407v	PILE LOAD TEST UPTO 1200 TON	Each	40,616.40	213,023.84	3,322,644.00	894,071.06	4,470,355.30
407w	PILE LOAD TEST UPTO 1500 TON	Each	40,616.40	213,023.84	4,024,305.00	1,069,486.31	5,347,431.55
407x	PILE LOAD TEST UPTO 2000 TON	Each	40,616.40	213,023.84	4,510,305.00	1,190,986.31	5,954,931.55
407y	PILE LOAD TEST UPTO 2500 TON	Each	40,616.40	256,296.56	4,996,305.00	1,323,304.49	6,616,522.45
407l	PERMANENT PILE CASING FOR PILES	Ton	2,530.83	16,754.96	371,987.84	97,818.41	489,092.04
410	BRICK WORK	Cu.m	1,506.49	856.52	13,822.70	4,046.43	20,232.14
411a	STONE MASONRY RANDOM DRY	Cu.m	1,203.11	497.68	4,440.82	1,535.40	7,677.00
411b	STONE MASONRY RANDOM WITH MORTAR	Cu.m	1,280.03	690.35	9,291.15	2,815.39	14,076.93
411c	STONE MASONRY DRESSED UNCOURSED DRY	Cu.m	1,895.43	497.68	5,102.15	1,873.82	9,369.08
411d	STONE MASONRY DRESSED UNCOURSED WITH MORTAR	Cu.m	2,233.90	690.35	9,638.99	3,140.81	15,704.05
411g	ROLL POINTING	Sq.m	252.93	44.55	310.38	151.97	759.83
412a	STONE MASONRY DRESSED COURSED WITH MORTAR	Cu.m	2,895.45	1,045.84	9,638.99	3,395.07	16,975.34
501a	R . C . C. PIPE CULVERT AASHTO-M 170 CLASS II DIA 310 mm	M	496.94	2,252.80	2,361.17	1,277.73	6,388.63
501b	R . C . C. PIPE CULVERT AASHTO-M 170 CLASS II DIA 380 mm	M	513.86	2,278.65	2,985.14	1,444.41	7,222.06
501c	R . C . C. PIPE CULVERT AASHTO-M 170 CLASS II DIA 460 mm	M	833.87	2,309.66	3,512.03	1,663.89	8,319.45
501d	R . C . C. PIPE CULVERT AASHTO-M 170 CLASS II DIA 610 mm	M	931.49	2,334.31	5,234.68	2,125.12	10,625.60
501e	R . C . C. PIPE CULVERT AASHTO-M 170 CLASS II DIA 760 mm	M	1,034.99	2,289.76	10,662.50	3,496.81	17,484.06
501f	R . C . C. PIPE CULVERT AASHTO-M 170 CLASS II DIA 910 mm	M	1,195.84	2,400.30	15,239.67	4,708.95	23,544.76
501g	R . C . C. PIPE CULVERT AASHTO-M 170 CLASS II DIA 1070 mm	M	1,386.46	2,713.79	20,741.24	6,210.37	31,051.86

Summary of Rate Analysis

Province: AJ & K
District: BAGH

Item No.	Description	Unit	Manpower	Plant & Equipment	Material	OH-Profit	Rate (Rs)
501h	R . C . C. PIPE CULVERT AASHTO-M 170 CLASS II DIA 1220 mm	M	1,683.56	3,075.34	25,751.28	7,627.55	38,137.74
501i	R . C . C. PIPE CULVERT AASHTO-M 170 CLASS II DIA 1520 mm	M	2,169.29	3,609.90	43,770.89	12,387.52	61,937.59
501j	R . C . C. PIPE CULVERT AASHTO-M 170 CLASS IV DIA 310 mm	M	496.94	2,252.80	2,977.81	1,431.89	7,159.43
501k	R . C . C. PIPE CULVERT AASHTO-M 170 CLASS IV DIA 380 mm	M	513.86	2,278.65	3,596.86	1,597.34	7,986.71
501l	R . C . C. PIPE CULVERT AASHTO-M 170 CLASS IV DIA 460 mm	M	833.87	2,309.66	4,333.67	1,869.30	9,346.50
501m	R . C . C. PIPE CULVERT AASHTO-M 170 CLASS IV DIA 610 mm	M	931.49	2,334.31	8,162.08	2,856.97	14,284.85
501n	R . C . C. PIPE CULVERT AASHTO-M 170 CLASS IV DIA 760 mm	M	1,034.99	2,289.76	12,884.70	4,052.36	20,261.81
501o	R . C . C. PIPE CULVERT AASHTO-M 170 CLASS IV DIA 910 mm	M	1,195.84	2,400.30	19,108.43	5,676.14	28,380.71
501p	R . C . C. PIPE CULVERT AASHTO-M 170 CLASS IV DIA 1070 mm	M	1,386.46	2,713.79	24,904.38	7,251.16	36,255.79
501q	R . C . C. PIPE CULVERT AASHTO-M 170 CLASS IV DIA 1220 mm	M	1,683.56	3,075.34	34,114.23	9,718.29	48,591.43
501r	R . C . C. PIPE CULVERT AASHTO-M 170 CLASS IV DIA 1520 mm	M	2,169.29	3,609.90	70,406.11	19,046.32	95,231.61
502a	GRANULAR MATERIAL IN BED TO CONCRETE PIPE CULVERT	Cu.m	500.53	374.16	4,796.63	1,417.83	7,089.15
502b	CONCRETE CLASS "B" IN BEDDING AND ENCASEMENT CONCRETE PIPE CULVERT	Cu.m	2,535.13	1,813.97	13,290.40	4,409.88	22,049.38
507a	STEEL WIRE MESH (9 SWG) FOR GABIONS	Kg	25.90	-	410.17	109.02	545.09
507b	ROCK FILL IN GABIONS	Cu.m	492.32	-	3,255.57	936.97	4,684.86
508a	BRICK PAVING (SINGLE COURSE)	Sq.m	523.70	22.83	925.73	368.07	1,840.34
508b	BRICK PAVING (DOUBLE COURSE)	Sq.m	923.71	42.68	1,851.01	704.35	3,521.75
509a	RIP RAP CLASS "A"	Cu.m	1,529.88	204.40	3,542.36	1,319.16	6,595.80
509b	RIP RAP CLASS "B"	Cu.m	1,628.21	121.63	3,624.23	1,343.52	6,717.59
509c	RIP RAP CLASS "C"	Cu.m	1,707.73	96.14	3,736.56	1,385.11	6,925.54
509ci	RIP RAP CLASS "D" (101 kg TO 150 kg)	Cu.m	1,051.30	899.23	3,954.23	1,476.19	7,380.95
509d	GROUTED RIP RAP CLASS "A"	Cu.m	1,849.89	335.38	8,610.13	2,698.85	13,494.25
509e	GROUTED RIP RAP CLASS "B"	Cu.m	2,305.09	252.59	8,321.89	2,719.90	13,599.48
509f	GROUTED RIP RAP CLASS "C"	Cu.m	2,648.26	205.29	8,104.02	2,739.39	13,696.96
509fi	GROUTED RIP RAP CLASS "D" (101 kg TO 150 kg)	Cu.m	2,648.26	1,228.14	8,197.22	3,018.41	15,092.03
509g	REINFORCED CONCRETE SLOPE PROTECTION 20 cm THICK EXCLUDING REINFORCEMENT	Cu.m	2,449.65	1,411.89	16,321.15	5,045.67	25,228.35
509h	FILTER LAYER OF GRANULAR MATERIAL	Cu.m	260.15	466.89	4,766.49	1,373.38	6,866.91
510	DISMANTLING OF STRUCTURE AND OBSTRUCTIONS	Cu.m	883.10	1,551.42	-	608.63	3,043.15

Summary of Rate Analysis

Province: AJ & K
District: BAGH

Item No.	Description	Unit	Manpower	Plant & Equipment	Material	OH-Profit	Rate (Rs)
511a1	DRY STONE PITCHING (15-20 cm THICK)	Sq.m	412.32	142.19	624.91	294.86	1,474.28
511a2	DRY STONE PITCHING (20-25 cm THICK)	Sq.m	471.22	162.51	803.56	359.32	1,796.61
511b1	GROUTED STONE PITCHING (15-20 cm THICK) WITH BITUMEN JOINTS	Sq.m	393.86	95.32	2,399.11	722.07	3,610.35
511b2	GROUTED STONE PITCHING (20-25 cm THICK) WITH BITUMEN JOINTS	Sq.m	450.12	108.94	2,996.66	888.93	4,444.65
511b3	GROUTED STONE PITCHING (15-20 cm THICK) WITH PCC BANDS (PAID SEPERATLY)	Sq.m	361.55	95.32	1,679.32	534.05	2,670.24
511b4	GROUTED STONE PITCHING (20-25 cm THICK) WITHIN P.C.C. BANDS (PAID SEPERATELY)	Sq.m	413.20	108.94	2,091.39	653.38	3,266.91
513a	FIBER GLASS REINFORCED POLYESTER GRATING SIZE (600 mm X 600 mm) CLASS D 400 WITH FRAME (IMPORTED)	Each	627.71	1,310.19	83,375.57	21,328.37	106,641.84
513b	FIBER GLASS REINFORCED POLYESTER GRATING SIZE (876 mm X 603 mm) CLASS C 250 WITH FRAME (IMPORTED)	Each	627.71	1,310.19	101,890.46	25,957.09	129,785.45
601aii	R.C.C. NEW JERSEY BARRIER (IN-SITU) FOR MEDIAN DOUBLE FACE 810 mm ABOVE GROUND (INCL. REINFORCEMENT) - AS PER AMENDED DRAWING CSR-2022	M	784.48	1,608.72	10,242.26	3,158.86	15,794.31
601aiii	R.C.C. NEW JERSEY BARRIER (IN-SITU) FOR MEDIAN DOUBLE FACE 1010 mm ABOVE GROUND (INCL. REINFORCEMENT) - AS PER AMENDED DRAWING CSR-2022	M	784.48	1,642.28	11,302.84	3,432.40	17,162.00
601aiv	R.C.C. NEW JERSEY BARRIER (IN-SITU SLIP FORMED) FOR MEDIAN DOUBLE FACE 810 mm ABOVE GROUND (INCL. REINFORCEMENT)-AS PER AMENDED DRAWING CSR-2022	M	203.18	2,376.20	9,227.26	2,951.66	14,758.30
601av	R.C.C. NEW JERSEY BARRIER (IN-SITU SLIP FORMED) FOR MEDIAN DOUBLE FACE 1010 mm ABOVE GROUND (INCL. REINFORCEMENT)-AS PER AMENDED DRAWING CSR-2022	M	203.18	2,415.09	9,598.54	3,054.20	15,271.00
601di	PRECAST CURB IN CONCRETE CLASS A-1 OF SIZE 450 x 150 mm INCL. BEDDING & HAUNCHING	M	131.70	227.51	1,823.77	545.74	2,728.71
601dii	R.C.C. NEW JERSEY BARRIER (PRE-CAST) FOR MEDIAN DOUBLE FACE 810 mm ABOVE GROUND (INCL. REINFORCEMENT)-AS PER AMENDED DRAWING CSR 2022	M	340.94	993.27	14,305.88	3,910.02	19,550.11
601diii	R.C.C. NEW JERSEY BARRIER (PRE-CAST) FOR MEDIAN DOUBLE FACE 1010 mm ABOVE GROUND (INCL. REINFORCEMENT)-AS PER AMENDED DRAWING CSR 2022	M	340.94	962.29	15,666.73	4,242.49	21,212.44
603	BRICK EDGING	M	44.62	-	160.32	51.24	256.18
604a	METAL GUARD RAIL	M	139.27	74.84	7,755.82	1,992.48	9,962.41
604b	METAL GUARD RAIL END PIECES	Each	461.55	284.39	7,233.61	1,994.89	9,974.44
604d	STEEL POST FOR METAL GUARD RAIL	Each	264.62	259.06	8,870.44	2,348.53	11,742.66
605a	CONCRETE BEAM GUARDRAIL (INCL. REINFORCEMENT)	Cu.m	6,234.02	907.96	47,019.32	13,540.32	67,701.61
605c	CONCRETE POST FOR GUARDRAIL (INCL REINFORCEMENT)	Cu.m	6,234.02	907.96	46,899.05	13,510.26	67,551.28

Summary of Rate Analysis

Province: AJ & K
District: BAGH

Item No.	Description	Unit	Manpower	Plant & Equipment	Material	OH-Profit	Rate (Rs)
607ai	TRAFFIC SIGN CAT 1i - 90 cm SIGN BOARD IN HIGH INTENSITY REFLECTIVE SHEET LAMINATED ON 1.8 mm THICK G.I SHEET WITH G.I PIPE DIA 3" AND THICKNESS 8 GUAGE	Each	1,374.39	716.03	24,752.64	6,710.77	33,553.84
607aii	TRAFFIC SIGN CAT 1ii - 105 cm SIGN BOARD IN HIGH INTENSITY REFLECTIVE SHEET LAMINATED ON 1.8 mm THICK G.I SHEET WITH G.I PIPE DIA 3" AND THICKNESS 8 GUAGE	Each	1,224.94	663.38	26,691.76	7,145.02	35,725.10
607aiii	TRAFFIC SIGN CAT 1iii - 120 cm SIGN BOARD IN HIGH INTENSITY REFLECTIVE SHEET LAMINATED ON 1.8 mm THICK G.I SHEET WITH G.I PIPE DIA 3" AND THICKNESS 8 GUAGE	Each	1,374.39	716.03	32,316.39	8,601.71	43,008.53
607aiv	TRAFFIC SIGN CAT 1i - 90 cm DIGITAL PRINTING SIGN BOARD IN HIGH INTENSITY REFLECTIVE SHEET LAMINATED ON 1.8 mm THICK G.I SHEET WITH G.I PIPE DIA 3" AND THICKNESS 8 GUAGE	Each	1,374.39	716.03	25,842.09	6,983.13	34,915.65
607av	TRAFFIC SIGN CAT 1ii - 105 CM DIGITAL PRINTING SIGN BOARD IN HIGH INTENSITY REFLECTIVE SHEET LAMINATED ON 1.8 mm THICK G.I SHEET WITH G.I PIPE DIA 3" AND THICKNESS 8 GUAGE	Each	1,374.39	716.03	29,784.74	7,968.79	39,843.96
607avi	TRAFFIC SIGN CAT 1iii - 120 cm DIGITAL PRINTING SIGN BOARD IN HIGH INTENSITY REFLECTIVE SHEET LAMINATED ON 1.8 mm THICK G.I SHEET WITH G.I PIPE DIA 3" AND THICKNESS 8 GUAGE	Each	1,374.39	716.03	34,253.19	9,085.91	45,429.53
607bi	TRAFFIC SIGN CAT 2i - 90 cm SIGN BOARD IN HIGH INTENSITY REFLECTIVE SHEET LAMINATED ON 1.8 mm THICK G.I SHEET WITH G.I PIPE DIA 3" AND THICKNESS 8 GUAGE	Each	1,517.99	512.94	30,320.00	8,087.73	40,438.66
607bii	TRAFFIC SIGN CAT 2ii - 105 cm SIGN BOARD IN HIGH INTENSITY REFLECTIVE SHEET LAMINATED ON 1.8 mm THICK G.I SHEET WITH G.I PIPE DIA 3" AND THICKNESS 8 GUAGE	Each	1,517.99	512.94	35,782.41	9,453.34	47,266.68
607biii	TRAFFIC SIGN CAT 2iii - 120 cm SIGN BOARD IN HIGH INTENSITY REFLECTIVE SHEET LAMINATED ON 1.8 mm THICK G.I SHEET WITH G.I PIPE DIA 3" AND THICKNESS 8 GUAGE	Each	1,517.99	512.94	42,085.19	11,029.03	55,145.15
607biv	TRAFFIC SIGN CAT 2i - 90 cm DIGITAL PRINTING SIGN BOARD IN HIGH INTENSITY REFLECTIVE SHEET LAMINATED ON 1.8 mm THICK G.I SHEET WITH G.I PIPE DIA 3" AND THICKNESS 8 GUAGE	Each	1,517.99	512.94	32,367.18	8,599.53	42,997.64
607bv	TRAFFIC SIGN CAT 2ii - 105 cm DIGITAL PRINTING SIGN BOARD IN HIGH INTENSITY REFLECTIVE SHEET LAMINATED ON 1.8 mm THICK G.I SHEET WITH G.I PIPE DIA 3" AND THICKNESS 8 GUAGE	Each	1,517.99	512.94	38,110.50	10,035.36	50,176.79
607bvi	TRAFFIC SIGN CAT 2iii - 120 cm DIGITAL PRINTING SIGN BOARD IN HIGH INTENSITY REFLECTIVE SHEET LAMINATED ON 1.8 mm THICK G.I SHEET WITH G.I PIPE DIA 3" AND THICKNESS 8 GUAGE	Each	1,517.99	512.94	45,125.96	11,789.22	58,946.11
607ci	TRAFFIC SIGN CAT 3A SIGN BOARD IN HIGH INTENSITY REFLECTIVE SHEET LAMINATED ON 1.8 mm THICK G.I SHEET WITH G.I PIPE DIA 3" AND THICKNESS 8 GUAGE	Each	1,517.99	926.02	40,618.14	10,765.54	53,827.69

Summary of Rate Analysis

Province: AJ & K
District: BAGH

Item No.	Description	Unit	Manpower	Plant & Equipment	Material	OH-Profit	Rate (Rs)
607cii	TRAFFIC SIGN CAT 3A DIGITAL PRINTING SIGN BOARD IN HIGH INTENSITY REFLECTIVE SHEET LAMINATED ON 1.8 mm THICK G.I SHEET WITH G.I PIPE DIA 3" AND THICKNESS 8 GUAGE	Each	1,517.99	926.02	43,308.14	11,438.04	57,190.19
607di	TRAFFIC SIGN CAT 3B SIGN BOARD IN HIGH INTENSITY REFLECTIVE SHEET LAMINATED ON 1.8 mm THICK G.I SHEET WITH G.I PIPE DIA 4" AND THICKNESS 8 GUAGE	Each	1,517.99	926.02	70,355.33	18,199.84	90,999.18
607dii	TRAFFIC SIGN CAT 3B DIGITAL PRINTING SIGN BOARD IN HIGH INTENSITY REFLECTIVE SHEET LAMINATED ON 1.8 mm THICK G.I SHEET WITH G.I PIPE DIA 4" AND THICKNESS 8 GUAGE	Each	1,517.99	926.02	75,735.33	19,544.84	97,724.18
607ei	TRAFFIC ROAD SIGN CATEGORY 3C (UP TO 3 Sq.m) - SIGN BOARD IN HIGH INTENSITY REFLECTIVE SHEET LAMINATED ON 1.8 mm THICK G.I SHEET WITH G.I PIPE DIA 4" AND THICKNESS 8 GUAGE	Sq.m	534.55	553.67	46,186.06	11,818.57	59,092.86
607eii	TRAFFIC ROAD SIGN CATEGORY 3C (UP TO 5 Sq.m)-SIGN BOARD IN HIGH INTENSITY REFLECTIVE SHEET LAMINATED ON 1.8 mm THICK G.I SHEET WITH G.I PIPE DIA 4" AND THICKNESS 8 GUAGE	Sq.m	653.56	300.67	39,807.40	10,190.41	50,952.04
607eiii	TRAFFIC ROAD SIGN CATEGORY 3C (UP TO 10 Sq.m)-SIGN BOARD IN HIGH INTENSITY REFLECTIVE SHEET LAMINATED ON 1.8 mm THICK G.I SHEET WITH G.I PIPE DIA 6" THICKNESS AS PER SCHEDULE 40	Sq.m	756.95	308.54	37,627.78	9,673.32	48,366.59
607eiv	TRAFFIC ROAD SIGN CATEGORY 3C (UP TO 15 Sq.m)-SIGN BOARD IN HIGH INTENSITY REFLECTIVE SHEET LAMINATED ON 1.8 mm THICK G.I SHEET WITH G.I PIPE DIA 8" THICKNESS AS PER SCHEDULE 40	Sq.m	841.05	316.69	38,804.02	9,990.44	49,952.20
607ev	TRAFFIC ROAD SIGN CATEGORY 3C (UP TO 3 sq.m) - DIGITAL PRINTING SIGN BOARD IN HIGH INTENSITY REFLECTIVE SHEET LAMINATED ON 1.8 mm THICK G.I SHEET WITH G.I PIPE DIA 4" AND THICKNESS 8 GUAGE	Sq.m	534.55	553.67	48,876.06	12,491.07	62,455.36
607evi	TRAFFIC ROAD SIGN CATEGORY 3C (UP TO 5 Sq.m)-DIGITAL PRINTING SIGN BOARD IN HIGH INTENSITY REFLECTIVE SHEET LAMINATED ON 1.8 mm THICK G.I SHEET WITH G.I PIPE DIA 4" AND THICKNESS 8 GUAGE	Sq.m	653.56	300.67	42,497.40	10,862.91	54,314.54
607evii	TRAFFIC ROAD SIGN CATEGORY 3C (UP TO 10 Sq.m)-DIGITAL PRINTING SIGN BOARD IN HIGH INTENSITY REFLECTIVE SHEET LAMINATED ON 1.8 mm THICK G.I SHEET WITH G.I PIPE DIA 6" THICKNESS AS PER SCHEDULE 40	Sq.m	756.95	308.54	40,317.78	10,345.82	51,729.09
607eviii	TRAFFIC ROAD SIGN CATEGORY 3C (UP TO 15 Sq.m)-DIGITAL PRINTING SIGN BOARD IN HIGH INTENSITY REFLECTIVE SHEET LAMINATED ON 1.8 mm THICK G.I SHEET WITH G.I PIPE DIA 8" THICKNESS AS PER SCHEDULE 40	Sq.m	841.05	316.69	41,494.02	10,662.94	53,314.70
607fi	ADDITIONAL PANEL SIZE 60 cm X 30 cm SIGN BOARD IN HIGH INTENSITY REFLECTIVE SHEET LAMINATED ON 1.8 mm THICK G.I SHEET	Each	695.40	-	4,282.14	1,244.39	6,221.93
607fii	ADDITIONAL PANEL SIZE 60 cm X 30 cm DIGITAL PRINTING SIGN BOARD IN HIGH INTENSITY REFLECTIVE SHEET LAMINATED ON 1.8 mm THICK G.I SHEET	Each	695.40	-	4,766.34	1,365.44	6,827.18

Summary of Rate Analysis

Province: AJ & K
District: BAGH

Item No.	Description	Unit	Manpower	Plant & Equipment	Material	OH-Profit	Rate (Rs)
607gi	ADDITIONAL PANEL SIZE 90 cm X 30 cm SIGN BOARD IN HIGH INTENSITY REFLECTIVE SHEET LAMINATED ON 1.8 mm THICK G.I SHEET	Each	695.40	-	6,423.22	1,779.66	8,898.28
607gii	ADDITIONAL PANEL SIZE 90 cm X 30 cm DIGITAL PRINTING SIGN BOARD IN HIGH INTENSITY REFLECTIVE SHEET LAMINATED ON 1.8 mm THICK G.I SHEET	Each	695.40	-	7,149.52	1,961.23	9,806.15
607i	PROVIDING AND FIXING ANTIGLARE SHIELD (200 mm x 800 mm) MADE UP OF POLY-PROPYLENE COPOLYMER MATERIAL GREEN COLOR UV PROTECTED INCLUDING INSTALLATION WITH ANCHOR BOLTS FIXED WITH EPOXY	Each	26.05	26.58	933.90	246.64	1,233.18
608b1	PAVEMENT MARKING IN NON-REFLECTIVE CR PAINT FOR LINES OF 15 cm WIDTH	M	5.91	6.22	55.65	16.95	84.73
608b2	PAVEMENT MARKING IN NON-REFLECTIVE TP PAINT FOR LINES OF 15 cm WIDTH	M	5.91	8.71	94.00	27.15	135.76
608c1	PAVEMENT MARKING IN NON-REFLECTIVE CR PAINT FOR LINES OF 20 cm WIDTH	M	5.91	6.22	66.78	19.73	98.64
608c2	PAVEMENT MARKING IN NON-REFLECTIVE TP PAINT FOR LINES OF 20 cm WIDTH	M	5.91	7.60	115.31	32.21	161.03
608d1	PAVEMENT MARKING IN NON-REFLECTIVE CR PAINT FOR 4 m ARROWS	Each	224.01	280.83	409.14	228.49	1,142.46
608d2	PAVEMENT MARKING IN NON-REFLECTIVE TP PAINT FOR 4 m ARROWS	Each	373.35	633.72	690.90	424.49	2,122.45
608h1	PAVEMENT MARKING IN REFLECTIVE CR PAINT FOR LINES OF 15 cm WIDTH	M	7.38	7.02	60.25	18.67	93.33
608h2	PAVEMENT MARKING IN REFLECTIVE TP PAINT FOR LINES OF 15 cm WIDTH	M	7.38	9.51	136.76	38.41	192.06
608i1	PAVEMENT MARKING IN REFLECTIVE CR PAINT FOR LINES OF 20 cm WIDTH	M	7.38	7.02	72.30	21.68	108.39
608i2	PAVEMENT MARKING IN REFLECTIVE TP PAINT FOR LINES OF 20 cm WIDTH	M	7.38	9.51	167.65	46.14	230.68
608j1	PAVEMENT MARKING IN REFLECTIVE CR PAINT FOR 4 m ARROWS	Each	224.01	280.83	506.10	252.73	1,263.66
608j2	PAVEMENT MARKING IN REFLECTIVE TP PAINT FOR 4 m ARROWS	Each	373.35	541.95	956.68	467.99	2,339.96
608n1	PAVEMENT MARKING IN NON REFLECTIVE CR PAINT FOR STOP	Each	112.00	140.41	678.93	232.84	1,164.19
608n2	PAVEMENT MARKING IN NON REFLECTIVE TP PAINT FOR STOP	Each	112.00	190.12	1,003.45	326.39	1,631.96
608n3	PAVEMENT MARKING IN REFLECTIVE CR PAINT FOR STOP	Each	112.00	140.41	735.05	246.87	1,234.34
608n4	PAVEMENT MARKING IN REFLECTIVE TP PAINT FOR STOP	Each	163.70	82.59	1,389.46	408.94	2,044.69
609c	REFLECTORISED ALUMINUM PAVEMENT STUD (RAISED PROFILE TYPE - SINGLE) 100 mm x100 mm	Each	56.62	69.79	646.09	193.13	965.63
609ci	REFLECTORISED PLASTIC PAVEMENT STUD (RAISED PROFILE TYPE - SINGLE) 100 mm x100 mm	Each	36.62	20.00	417.52	118.54	592.68
609d	REFLECTORISED ALUMINUM PAVEMENT STUD (RAISED PROFILE TYPE - DOUBLE) 100 mm x100 mm	Each	56.62	69.79	786.09	228.13	1,140.63

Summary of Rate Analysis

Province: AJ & K
District: BAGH

Item No.	Description	Unit	Manpower	Plant & Equipment	Material	OH-Profit	Rate (Rs)
609di	REFLECTORISED PLASTIC PAVEMENT STUD (RAISED PROFILE TYPE - DOUBLE) 100 mm x100 mm	Each	36.62	20.00	437.52	123.54	617.68
610b	RIGHT OF WAY MARKER AS PER AMENDED DRAWING CSR-2022	Each	429.76	453.21	2,703.92	896.72	4,483.60
610c	KILOMETER POST	Each	553.86	1,137.54	5,610.32	1,825.43	9,127.16
610d	TEN KILOMETER POST	Each	1,107.73	2,275.09	14,851.16	4,558.49	22,792.46
611a	GALVANIZED WIRE MESH FENCE 1500 mm HIGH WITH PRECAST PRESTRESSED R.C.C. POSTS COMPLETE IN ALL RESPECTS AS PER M2 STANDARD	M	701.56	227.51	4,238.52	1,291.90	6,459.48
612a	FURNISHING AND PLANTING OF TREES (LOCAL INHABITANT) INCL MAINTENANCE FOR 2 YEARS	Each	656.06	2,147.95	27.00	707.75	3,538.76
613a	SPRIGGING (INCL 2 MONTHS MAINTENANCE)	Sq.m	23.06	42.32	61.05	31.61	158.04
613b	SODDING (INCL 2 MONTHS MAINTENANCE)	Sq.m	23.06	42.32	225.64	72.76	363.78
613c	PLACING OF TOP SOIL USING SWEET EARTH	Sq.m	2.20	8.38	52.89	15.87	79.34
613d	MAINTENANCE OF SPRIGGING/SODDING PER SQM PER ADDITIONAL MONTH	Sq.m/Month	7.61	16.71	3.00	6.83	34.14



MINISTRY OF COMMUNICATIONS
GOVERNMENT OF PAKISTAN
ISLAMABAD

COMPOSITE SCHEDULE OF RATES

JANUARY 2024



Summary of Rate Analysis

Province: AJ & K
District: BHIMBER

Item No.	Description	Unit	Manpower	Plant & Equipment	Material	OH-Profit	Rate (Rs)
101	CLEARING AND GRUBBING	Sq.m	2.77	34.33	-	9.28	46.38
102a	REMOVAL OF TREES 150 - 300 mm GIRTH	Each	71.03	1,002.15	48.54	280.43	1,402.14
102b	REMOVAL OF TREES 301 - 600 mm GIRTH	Each	131.20	1,560.22	218.40	477.46	2,387.28
102c	REMOVAL OF TREES 601 mm OR OVER GIRTH	Each	629.76	3,029.39	1,164.79	1,205.99	6,029.93
103	STRIPPING	Cu.m	14.87	522.17	-	134.26	671.30
104	COMPACTION OF NATURAL GROUND	Sq.m	2.57	33.29	1.76	9.40	47.01
106a	EXCAVATE UNSUITABLE COMMON MATERIAL	Cu.m	22.86	436.68	-	114.89	574.44
106bi	EXCAVATE UNSUITABLE HARD ROCK MATERIAL	Cu.m	80.90	1,329.98	91.89	375.70	1,878.48
106bii	EXCAVATE UNSUITABLE MEDIUM ROCK MATERIAL	Cu.m	60.67	967.38	-	257.01	1,285.06
106biii	EXCAVATE UNSUITABLE SOFT ROCK MATERIAL	Cu.m	47.00	706.79	-	188.45	942.24
106c	EXCAVATE SURPLUS COMMON MATERIAL	Cu.m	22.86	436.68	-	114.89	574.44
106di	EXCAVATE SURPLUS HARD ROCK MATERIAL	Cu.m	80.90	1,329.98	91.89	375.70	1,878.48
106dii	EXCAVATE SURPLUS MEDIUM ROCK MATERIAL	Cu.m	60.67	967.38	-	257.01	1,285.06
106diii	EXCAVATE SURPLUS SOFT ROCK MATERIAL	Cu.m	47.00	706.79	-	188.45	942.24
107a	STRUCTURAL EXCAVATION IN COMMON MATERIAL	Cu.m	44.92	354.20	-	99.78	498.91
107b	STRUCTURAL EXCAVATION IN COMMON MATERIAL BELOW WATER LEVEL (WHERE DEWATERING IS PERFORMED BY PUMP FOR STRUCTURES ONLY)	Cu.m	310.78	955.92	317.77	396.12	1,980.58
107ci	STRUCTURAL EXCAVATION IN HARD ROCK MATERIAL	Cu.m	80.90	1,098.60	91.89	317.85	1,589.24
107cii	STRUCTURAL EXCAVATION IN MEDIUM ROCK MATERIAL	Cu.m	60.77	777.15	-	209.48	1,047.40
107ciii	STRUCTURAL EXCAVATION IN SOFT ROCK MATERIAL	Cu.m	47.00	540.23	-	146.81	734.04
107d	GRANULAR BACKFILL	Cu.m	181.54	489.21	3,258.67	982.36	4,911.79
107e	COMMON BACK FILL	Cu.m	141.54	212.39	11.70	91.41	457.04
108a	FORMATION OF EMBANKMENT FROM ROADWAY EXCAVATION IN COMMON MATERIAL	Cu.m	42.26	531.91	11.70	146.47	732.33
108bi	FORMATION OF EMBANKMENT FROM ROADWAY EXCAVATION IN HARD ROCK MATERIAL	Cu.m	96.80	1,734.79	91.89	480.87	2,404.35
108bii	FORMATION OF EMBANKMENT FROM ROADWAY EXCAVATION IN MEDIUM ROCK MATERIAL	Cu.m	73.90	1,320.97	11.70	351.64	1,758.21
108biii	FORMATION OF EMBANKMENT FROM ROADWAY EXCAVATION IN SOFT ROCK MATERIAL	Cu.m	64.69	990.91	11.70	266.83	1,334.14
108c	FORMATION OF EMBANKMENT FROM BORROW EXCAVATION IN COMMON MATERIAL	Cu.m	41.54	510.09	63.90	153.88	769.41
108d	FORMATION OF EMBANKMENT FROM STRUCTURAL EXCAVATION IN COMMON MATERIAL	Cu.m	41.00	251.55	11.70	76.06	380.31
108e	FORMATION OF EMBANKMENT FROM STRUCTURAL EXCAVATION IN ANY TYPE OF ROCK MATERIAL	Cu.m	71.64	328.10	11.70	102.86	514.30
109a	SUBGRADE PREPARATION IN EARTH CUT	Sq.m	7.71	143.49	3.51	38.68	193.40
109bi	SUBGRADE PREPARATION IN EXISTING ROAD WITHOUT ANY FILL	Sq.m	5.07	127.11	3.12	33.83	169.13
110	IMPROVED SUB-GARDE (CBR>20%)	Cu.m	37.43	614.63	861.46	378.38	1,891.90

Summary of Rate Analysis

Province: AJ & K
District: BHIMBER

Item No.	Description	Unit	Manpower	Plant & Equipment	Material	OH-Profit	Rate (Rs)
114a	DRESSING OF BERM WITHOUT EXTRA MATERIAL	Sq.m	4.55	39.61	1.76	11.48	57.39
114b	DRESSING OF BERM WITH EXTRA MATERIAL	Sq.m	6.50	40.42	16.42	15.84	79.18
201	GRANULAR SUBBASE	Cu.m	58.83	502.11	3,222.56	945.88	4,729.38
202i	AGGREGATE BASE COURSE (WITH PAVER)	Cu.m	89.51	945.05	3,553.08	1,146.91	5,734.55
202ii	AGGREGATE BASE COURSE (WITH GRADER)	Cu.m	89.51	755.23	3,553.08	1,099.46	5,497.29
203a	ASPHALTIC BASE COURSE PLANT MIX (CLASS "A")	Cu.m	305.53	4,497.73	22,168.83	6,743.02	33,715.11
203b	ASPHALTIC BASE COURSE PLANT MIX (CLASS "B")	Cu.m	305.53	4,497.73	22,795.45	6,899.68	34,498.39
203c	ASPHALTIC LEVELLING COURSE PLANT MIX (CLASS "A")	Cu.m	305.53	4,496.74	22,541.46	6,835.93	34,179.66
203d	ASPHALTIC LEVELLING COURSE PLANT MIX (CLASS "B")	Cu.m	305.53	4,496.74	22,981.85	6,946.03	34,730.15
204b	CEMENT STABILIZED BASE	Cu.m	149.59	984.08	4,981.57	1,528.81	7,644.06
204c	CEMENT CONTENT	Ton	615.40	-	29,012.97	7,407.09	37,035.46
204d	LIQUID ASPHALT FOR CURING SEAL, TYPE MC-250	Ton	1,266.70	4,285.56	166,608.33	43,040.15	215,200.74
204e	EMULSIFIED ASPHALT FOR CURING SEAL, TYPE SS-1	Ton	1,266.70	4,285.56	162,528.33	42,020.15	210,100.74
205a	GRADED CRUSHED AGGREGATE CRACK-RELIEF LAYER	Cu.m	515.83	256.43	4,007.57	1,194.96	5,974.79
205b	ASPHALTIC OPEN-GRADED PLANT MIX CRACK-RELIEF LAYER	Cu.m	284.91	5,451.63	21,745.22	6,870.44	34,352.21
206b	WATER BOUND MACADAM BASE WITH COARSE AGG: CLASS B	Cu.m	567.40	242.31	3,583.42	1,098.28	5,491.40
207a	DEEP PATCHING (0-15 cm)	Sq.m	8.82	69.43	205.92	71.04	355.21
207b	DEEP PATCHING (15-30 cm)	Sq.m	8.82	69.43	205.92	71.04	355.21
208	REINSTATEMENT OF ROAD SURFACE	Sq.m	9.89	196.01	0.98	51.72	258.59
209a	BREAKING OF EXISTING ROAD PAVEMENT STRUCTURE	Cu.m	23.96	875.44	6.50	226.48	1,132.38
209b	SCARIFICATION OF EXISTING ROAD PAVEMENT	Sq.m	4.79	114.94	0.97	30.18	150.89
215a	PROVIDING AND PLACING GEOTEXTILE 190 GSM, 100% CONTINUOUS POLYPROPYLENE NONWOVEN, ISOTROPIC, THERMALLY & MECHANICALLY BONDED. 100 YEARS LIFE OXIDATION RESISTANCE (IMPORTED)	Sq.m	13.01	3.27	907.15	230.86	1,154.29
302a	CUT-BACK ASPHALT FOR BITUMINOUS PRIME COAT	Sq.m	1.57	2.01	170.66	43.56	217.80
302b	EMULSIFIED ASPHALT FOR BITUMINOUS PRIME COAT	Sq.m	1.51	2.32	164.59	42.11	210.53
303a	CUT-BACK ASPHALT FOR BITUMINOUS TACK COAT	Sq.m	0.63	1.39	69.09	17.78	88.89
303b	EMULSIFIED ASPHALT FOR BITUMINOUS TACK COAT	Sq.m	0.63	1.39	65.83	16.96	84.80
304ai	SINGLE SURFACE TREATMENT	Sq.m	3.27	58.62	315.45	94.34	471.69
304aii	SINGLE SURFACE TREATMENT W/O PRIME COAT	Sq.m	3.27	57.33	206.68	66.82	334.10
304bi	DOUBLE SURFACE TREATMENT	Sq.m	5.36	71.60	652.12	182.27	911.34
304bii	DOUBLE SURFACE TREATMENT W/O PRIME COAT	Sq.m	5.36	69.99	543.34	154.68	773.38
304ci	TRIPLE SURFACE TREATMENT	Sq.m	9.77	79.63	770.56	214.99	1,074.95
304cii	TRIPLE SURFACE TREATMENT W/O PRIME COAT	Sq.m	9.77	77.92	661.58	187.32	936.58

Summary of Rate Analysis

Province: AJ & K
District: BHIMBER

Item No.	Description	Unit	Manpower	Plant & Equipment	Material	OH-Profit	Rate (Rs)
304d	SEAL COAT	Sq.m	4.05	17.06	90.76	27.97	139.84
305a	ASPHALTIC CONCRETE FOR WEARING COURSE (CLASS "A")	Cu.m	268.31	4,678.29	24,056.22	7,250.71	36,253.53
305b	ASPHALTIC CONCRETE FOR WEARING COURSE (CLASS "B")	Cu.m	268.31	4,678.29	24,504.19	7,362.70	36,813.49
307a	DENSE GRADED HOT BIT-MAC	Cu.m	1,050.80	1,579.47	21,477.82	6,027.02	30,135.11
307b	OPEN GRADED HOT BIT-MAC	Cu.m	1,050.80	1,579.47	21,268.45	5,974.68	29,873.41
308a	RECYCLING OF ASPHALT CONCRETE (0 - 60 mm THICK)	Cu.m	157.36	2,567.63	3,880.05	1,651.26	8,256.30
308b	BITUMEN BINDER GRADE (40 - 50, 60 - 70, 80 - 100)	Ton	410.27	2,398.72	154,040.30	39,212.32	196,061.60
309a	COLD MILLING, 0 - 30 mm	Sq.m	3.21	60.21	57.98	30.35	151.75
309b	COLD MILLING, 0 - 50 mm	Sq.m	6.37	99.45	96.12	50.49	252.43
309c	COLD MILLING, 0 - 70 mm	Sq.m	12.04	137.22	134.13	70.85	354.23
309d	COLD MILLING, 0 - 100 mm	Sq.m	13.89	182.00	192.59	97.12	485.60
309e	COLD MILLING, 0 - 130 mm	Sq.m	18.06	236.60	250.37	126.26	631.29
310a	JOINTED PLAIN CONCRETE PAVEMENT (JPCP) USING MINIMUM 5000 PSI CLASS CONCRETE LAID THROUGH CONCRETE PAVER INCLUDING TRANSVERSE AND LONGITUDINAL JOINTS FORMATION, EXPANSION CAPS AND FILLING WITH SEALANT COMPLETE IN ALL RESPECTS EXCLUDING REINFORCEMENT (DOWEL/TIE BARS)	Cu.m	529.25	9,167.40	24,348.61	8,511.31	42,556.56
401a1i	CONCRETE CLASS "A1" (UNDERGROUND)	Cu.m	1,756.47	5,951.76	12,808.75	5,129.24	25,646.21
401a1ii	CONCRETE CLASS "A1" (ON GROUND)	Cu.m	1,756.47	5,952.57	14,707.30	5,604.08	28,020.41
401a1iii	CONCRETE CLASS "A1" (ELEVATED)	Cu.m	1,756.47	5,951.76	15,408.54	5,779.19	28,895.95
401a2i	CONCRETE CLASS "A2" (UNDERGROUND)	Cu.m	1,756.47	5,952.69	14,017.70	5,431.71	27,158.56
401a2 ii	CONCRETE CLASS "A2" (ON GROUND)	Cu.m	1,756.47	6,149.28	15,916.25	5,955.50	29,777.49
401a2iii	CONCRETE CLASS "A2" (ELEVATED)	Cu.m	1,830.83	5,952.57	16,617.49	6,100.22	30,501.10
401a3i	CONCRETE CLASS "A3" (UNDERGROUND)	Cu.m	1,756.47	5,951.76	15,396.22	5,776.11	28,880.55
401a3ii	CONCRETE CLASS "A3" (ON GROUND)	Cu.m	1,756.47	6,149.28	17,294.77	6,300.13	31,500.64
401a3iii	CONCRETE CLASS "A3" (ELEVATED)	Cu.m	1,830.83	5,952.69	17,996.01	6,444.88	32,224.40
401b	CONCRETE CLASS "B"	Cu.m	2,247.94	2,292.48	10,774.38	3,828.70	19,143.51
401ci	CONCRETE CLASS "C" (UNDERGROUND)	Cu.m	1,688.94	5,089.04	11,943.82	4,680.45	23,402.25
401cii	CONCRETE CLASS "C" (ON GROUND)	Cu.m	1,738.52	5,057.45	13,854.85	5,162.71	25,813.53
401ciii	CONCRETE CLASS "C" (ELEVATED)	Cu.m	1,738.52	5,087.19	14,543.61	5,342.33	26,711.64
401di	CONCRETE CLASS "D1"	Cu.m	2,738.56	5,951.76	19,699.45	7,097.44	35,487.21
401dii	CONCRETE CLASS "D2"	Cu.m	2,738.56	5,952.69	21,260.74	7,488.00	37,439.99
401diii	CONCRETE CLASS "D3"	Cu.m	2,738.56	5,952.69	22,642.31	7,833.39	39,166.95
401e	CONCRETE CLASS "Y"	Cu.m	1,756.47	4,030.81	17,909.23	5,924.13	29,620.63
401f	LEAN CONCRETE	Cu.m	1,470.81	1,855.24	8,274.75	2,900.20	14,501.01

Summary of Rate Analysis

Province: AJ & K
District: BHIMBER

Item No.	Description	Unit	Manpower	Plant & Equipment	Material	OH-Profit	Rate (Rs)
401gi	PRECAST CONCRETE CLASS "A1"	Cu.m	4,169.37	2,641.51	15,328.05	5,534.73	27,673.65
401gii	PRECAST CONCRETE CLASS "A3"	Cu.m	4,169.37	2,641.51	18,095.23	6,226.53	31,132.63
401giii	PRECAST CONCRETE CLASS "B"	Cu.m	4,169.37	3,268.05	12,817.72	5,063.79	25,318.93
401giv	PRECAST CONCRETE CLASS "D1"	Cu.m	2,971.47	5,952.69	19,774.41	7,174.64	35,873.21
401gv	PRECAST CONCRETE CLASS "D2"	Cu.m	2,971.47	5,952.69	21,335.70	7,564.96	37,824.81
401gvi	PRECAST CONCRETE CLASS "D3"	Cu.m	2,971.47	5,952.69	22,717.27	7,910.36	39,551.78
401h	PLUM (CYCLOPEAN / RUBBLE) CONCRETE (2:1 CONCRETE, STONE RATIO)	Cu.m	1,984.68	2,238.26	8,324.57	3,136.88	15,684.39
404a	REINFORCEMENT AS PER AASHTO M-31 GRADE 40	Ton	8,049.48	1,389.67	273,625.34	70,766.12	353,830.61
404 b	REINFORCEMENT AS PER AASHTO M-31 GRADE 60	Ton	8,049.48	1,389.67	275,725.34	71,291.12	356,455.61
404h	REINFORCEMENT (STRUCTURAL SHAPES) AS PER ASTM-A-36	Ton	4,450.60	3,105.30	319,435.74	81,747.91	408,739.55
405a	PRE-STRESSING WIRE STRAND 3/8" - 1/2" DIA COMPLETE IN ALL RESPECT	Ton	9,969.48	13,178.63	721,033.36	186,045.37	930,226.84
405b	LAUNCHING OF GIRDER	Ton	307.70	1,859.82	-	541.88	2,709.40
406a	PREMOULDED JOINT FILLER 12 mm THICK WITH BITUMASTIC JOINT SEAL	Sq.m	567.54	-	3,804.84	1,093.10	5,465.48
406b	NEOPRENE RUBBER JOINT FILLER 6 mm THICK WITH BITUMASTIC JOINT SEAL	Sq.m	382.92	-	9,870.38	2,563.33	12,816.63
406ci	STEEL EXPANSION JOINTS AS PER DESIGN LOCAL (PAKISTAN MAKE),PSQCA CERTIFIED	Kg	39.95	6.17	692.26	184.60	922.99
406cii	50 mm EXPANSION JOINT-NOSING TYPE WITH TWO ALUMINUM ALLOY SECTIONS AND ELASTOMERIC PROFILE IMPORTED (EUROPEAN/AMERICAN MAKE)	M	1,384.65	-	107,116.32	27,125.24	135,626.21
406ciii	50 mm EXPANSION JOINT-NOSING TYPE WITH TWO ALUMINUM ALLOY SECTIONS AND ELASTOMERIC PROFILE IMPORTED (WEST ASIAN MAKE)	M	1,384.65	-	94,707.23	24,022.97	120,114.85
406civ	110 mm EXPANSION JOINT-CANTILEVER SAW TEETH WITH TWO ALUMINUM ALLOY SECTIONS IMPORTED (EUROPEAN/AMERICAN MAKE)	M	1,384.65	-	398,895.80	100,070.11	500,350.56
406cv	110 mm EXPANSION JOINT-CANTILEVER SAW TEETH WITH TWO ALUMINUM ALLOY SECTIONS IMPORTED (WEST ASIAN MAKE)	M	1,384.65	-	338,913.98	85,074.66	425,373.29
406cvi	65 mm EXPANSION JOINT-NOSING-MOLDED VULCANIZED ELASTOMER SINGLE SECTION (ONE PIECE, MONOBLOCK) IMPORTED (EUROPEAN/AMERICAN MAKE)	M	1,384.65	-	81,017.03	20,600.42	103,002.10
406cvii	65 mm EXPANSION JOINT-NOSING-MOLDED VULCANIZED ELASTOMER SINGLE SECTION (ONE PIECE, MONOBLOCK) IMPORTED (WEST ASIAN MAKE)	M	1,384.65	-	71,381.57	18,191.56	90,957.78
406cviii	50 mm EXPANSION JOINT- TWO PROFILE ALLOY ALUMINUM 6063 T 6 CONTINUOUS CR PROFILE, SOCKETS STUDS LOCAL (PAKISTAN MAKE),PSQCA CERTIFIED	M	1,384.65	-	64,081.77	16,366.61	81,833.03
406cix	65 mm EXPANSION JOINT-W SECTION CR VULCANIZED MOLDED NOSING LOCAL (PAKISTAN MAKE),PSQCA CERTIFIED	M	1,384.65	-	61,632.48	15,754.28	78,771.41

Summary of Rate Analysis

Province: AJ & K
District: BHIMBER

Item No.	Description	Unit	Manpower	Plant & Equipment	Material	OH-Profit	Rate (Rs)
406cx	50 mm EXPANSION JOINT- INDIGENOUS TYPE 15MM THICK TWO VERTICAL STEEL PLATES WELDED 10MM THICK ROUND STEEL BARS LOCAL (PAKISTAN MAKE),PSQCA CERTIFIED	M	1,384.65	-	71,521.78	18,226.61	91,133.04
406cxi	110 mm EXPANSION JOINT SAW TEETH FOUR PROFILE ALUMINUM ALLOY 6063-T6 CONTINOUS CR PROFILE NOISE FREE LOCAL (PAKISTAN MAKE),PSQCA CERTIFIED	M	1,384.65	-	160,729.44	40,528.52	202,642.61
406cxii	80 mm EXPANSION JOINT STEEL GRADE EN10025 SOUND ISOLATED SILENT TYPE WITH SINUS PLATES IMPORTED (WEST ASIAN MAKE)	M	1,292.34	-	152,729.90	38,505.56	192,527.80
406cxiii	50 mm EXPANSION JOINT-NOSING TYPE WITH TWO ALUMINUM ALLOY SECTIONS AND ELASTOMERIC PROFILE IMPORTED (EAST ASIAN MAKE)	M	1,384.65	-	99,479.95	25,216.15	126,080.75
406cxiv	65 mm EXPANSION JOINT-NOSING-MOLDED VULCANIZED ELASTOMER SINGLE SECTION (ONE PIECE, MONOBLOCK) IMPORTED (EAST ASIAN MAKE)	M	1,384.65	-	79,495.21	20,219.97	101,099.83
406cxv	110 mm EXPANSION JOINT-CANTILEVER SAW TEETH WITH TWO ALUMINUM ALLOY SECTIONS IMPORTED (EAST ASIAN MAKE)	M	1,384.65	-	369,732.16	92,779.20	463,896.01
406cxvi	100 MM ELASTOMERIC MONOBLOCK EXPANSION JOINT MIDDLE TOP SURFACE VULCANIZED ALUMINUM WITH RUBBER IMPORTED (WEST ASIAN MAKE)	M	1,384.65	-	121,155.73	30,635.10	153,175.48
406cxvii	80 mm EXPANSION JOINT ZIGZAG FINGER DUAL STRUCTURE ALUMINUM LESS NOISE LOCAL (PAKISTAN MAKE),PSQCA CERTIFIED	M	1,384.65	-	118,502.23	29,971.72	149,858.60
406di	PVC WATER STOPS 6" SIZE (12 mm THICK)	M	338.48	-	1,655.33	498.45	2,492.25
406dii	PVC WATER STOPS 8" SIZE (12 mm THICK)	M	338.48	-	2,542.37	720.21	3,601.05
406e	ELASTOMERIC BEARING PADS (ACCORDING TO SIZE AND THICKNESS) LOCAL (PAKISTAN MAKE),PSQCA CERTIFIED	Cu.cm	0.08	-	7.52	1.90	9.50
406ei	ELASTOMERIC BEARING PADS (ACCORDING TO SIZE AND THICKNESS) IMPORTED (WEST ASIAN MAKE)	Cu.cm	0.10	-	8.44	2.14	10.68
406eii	ELASTOMERIC BEARING PADS (ACCORDING TO SIZE AND THICKNESS) IMPORTED (EUROPEAN/AMERICAN MAKE)	Cu.cm	0.10	-	12.54	3.16	15.80
406eiii	ELASTOMERIC BEARING PADS (ACCORDING TO SIZE AND THICKNESS) IMPORTED (EAST ASIAN MAKE)	Cu.cm	0.10	-	10.24	2.59	12.93
406f	ASPHALT FELT (3 PLY)	Sq.m	133.85	-	754.94	222.20	1,110.99
407di	CAST IN PLACE PILES UP TO 0.8 m DIA IN NORMAL SOIL (BORING ONLY)	M	718.42	7,401.74	573.18	2,173.33	10,866.66
407dii	CAST IN PLACE PILES UP TO 0.8 m DIA IN GRAVEL STRATA (BORING ONLY)	M	1,709.25	9,344.06	726.32	2,944.91	14,724.53
407diii	CAST IN PLACE PILES > 0.8 m UPTO 1 m DIA IN NORMAL SOIL (BORING ONLY)	M	786.69	8,525.44	630.60	2,485.68	12,428.40
407div	CAST IN PLACE PILES > 0.8 m UPTO 1 m DIA IN GRAVEL STRATA (BORING ONLY)	M	1,973.05	11,004.56	869.86	3,461.87	17,309.35
407dv	CAST IN PLACE PILES > 1 m UPTO 1.5 m DIA IN NORMAL SOIL (BORING ONLY)	M	1,005.35	16,464.04	1,461.08	4,732.62	23,663.08

Summary of Rate Analysis

Province: AJ & K
District: BHIMBER

Item No.	Description	Unit	Manpower	Plant & Equipment	Material	OH-Profit	Rate (Rs)
407dvi	CAST IN PLACE PILES > 1 m UPTO 1.5 m DIA IN GRAVEL STRATA (BORING ONLY)	M	4,295.36	24,269.58	1,461.10	7,506.51	37,532.55
407dvii	CAST IN PLACE PILES > 1.5 m UPTO 2 m DIA IN NORMAL SOIL (BORING ONLY)	M	1,488.99	23,627.79	2,179.10	6,823.97	34,119.85
407dviii	CAST IN PLACE PILES > 1.5 m UPTO 2 m DIA IN GRAVEL STRATA (BORING ONLY)	M	6,156.96	35,323.26	2,179.10	10,914.83	54,574.16
407ki	CONFIRMATORY BORING IN SOIL STRATA (NX SIZE) INCLUDING TESTING AND REPORTING	M	701.56	2,942.37	4,219.53	1,965.87	9,829.33
407kii	CONFIRMATORY BORING IN GRAVEL STRATA (NX SIZE) INCLUDING TESTING AND REPORTING	M	1,403.11	5,816.95	3,037.52	2,564.39	12,821.97
407kiii	CONFIRMATORY BORING IN ROCK STRATA (NX SIZE) INCLUDING TESTING AND REPORTING	M	2,806.22	11,514.97	945.02	3,816.55	19,082.76
407s	PILE LOAD TEST UPTO 550 TON	Each	33,231.60	194,061.76	1,478,280.00	426,393.34	2,131,966.70
407t	PILE LOAD TEST UPTO 800 TON	Each	40,616.40	212,775.68	2,157,520.00	602,728.02	3,013,640.10
407u	PILE LOAD TEST UPTO 1000 TON	Each	40,616.40	212,775.68	2,696,900.00	737,573.02	3,687,865.10
407v	PILE LOAD TEST UPTO 1200 TON	Each	40,616.40	212,775.68	3,173,880.00	856,818.02	4,284,090.10
407w	PILE LOAD TEST UPTO 1500 TON	Each	40,616.40	212,775.68	3,838,350.00	1,022,935.52	5,114,677.60
407x	PILE LOAD TEST UPTO 2000 TON	Each	40,616.40	212,775.68	4,324,350.00	1,144,435.52	5,722,177.60
407y	PILE LOAD TEST UPTO 2500 TON	Each	40,616.40	255,985.28	4,810,350.00	1,276,737.92	6,383,689.60
407l	PERMANENT PILE CASING FOR PILES	Ton	2,530.83	16,740.08	371,998.34	97,817.31	489,086.56
410	BRICK WORK	Cu.m	1,506.49	855.30	12,263.91	3,656.43	18,282.14
411a	STONE MASONRY RANDOM DRY	Cu.m	1,203.11	497.47	4,440.82	1,535.35	7,676.74
411b	STONE MASONRY RANDOM WITH MORTAR	Cu.m	1,280.03	689.75	8,588.26	2,639.51	13,197.55
411c	STONE MASONRY DRESSED UNCOURSED DRY	Cu.m	1,895.43	497.47	5,102.15	1,873.76	9,368.81
411d	STONE MASONRY DRESSED UNCOURSED WITH MORTAR	Cu.m	2,233.90	689.75	8,936.10	2,964.94	14,824.69
411g	ROLL POINTING	Sq.m	252.93	44.46	296.41	148.45	742.25
412a	STONE MASONRY DRESSED COURSED WITH MORTAR	Cu.m	2,895.45	1,045.08	8,936.10	3,219.16	16,095.79
501a	R . C . C. PIPE CULVERT AASHTO-M 170 CLASS II DIA 310 mm	M	496.94	2,250.50	2,358.49	1,276.48	6,382.40
501b	R . C . C. PIPE CULVERT AASHTO-M 170 CLASS II DIA 380 mm	M	513.86	2,276.33	2,981.39	1,442.90	7,214.48
501c	R . C . C. PIPE CULVERT AASHTO-M 170 CLASS II DIA 460 mm	M	833.87	2,307.32	3,507.91	1,662.27	8,311.36
501d	R . C . C. PIPE CULVERT AASHTO-M 170 CLASS II DIA 610 mm	M	931.49	2,330.93	5,226.47	2,122.23	10,611.13
501e	R . C . C. PIPE CULVERT AASHTO-M 170 CLASS II DIA 760 mm	M	1,034.99	2,281.64	10,654.48	3,492.78	17,463.89
501f	R . C . C. PIPE CULVERT AASHTO-M 170 CLASS II DIA 910 mm	M	1,195.84	2,392.09	15,226.04	4,703.49	23,517.46
501g	R . C . C. PIPE CULVERT AASHTO-M 170 CLASS II DIA 1070 mm	M	1,386.46	2,710.96	20,729.73	6,206.79	31,033.94

Summary of Rate Analysis

Province: AJ & K
District: BHIMBER

Item No.	Description	Unit	Manpower	Plant & Equipment	Material	OH-Profit	Rate (Rs)
501h	R . C . C. PIPE CULVERT AASHTO-M 170 CLASS II DIA 1220 mm	M	1,683.56	3,072.13	25,736.36	7,623.01	38,115.06
501i	R . C . C. PIPE CULVERT AASHTO-M 170 CLASS II DIA 1520 mm	M	2,169.29	3,606.17	43,762.33	12,384.45	61,922.24
501j	R . C . C. PIPE CULVERT AASHTO-M 170 CLASS IV DIA 310 mm	M	496.94	2,250.50	2,975.13	1,430.64	7,153.20
501k	R . C . C. PIPE CULVERT AASHTO-M 170 CLASS IV DIA 380 mm	M	513.86	2,276.33	3,593.11	1,595.83	7,979.13
501l	R . C . C. PIPE CULVERT AASHTO-M 170 CLASS IV DIA 460 mm	M	833.87	2,307.32	4,329.55	1,867.68	9,338.41
501m	R . C . C. PIPE CULVERT AASHTO-M 170 CLASS IV DIA 610 mm	M	931.49	2,330.93	8,153.87	2,854.08	14,270.38
501n	R . C . C. PIPE CULVERT AASHTO-M 170 CLASS IV DIA 760 mm	M	1,034.99	2,281.64	12,876.68	4,048.33	20,241.64
501o	R . C . C. PIPE CULVERT AASHTO-M 170 CLASS IV DIA 910 mm	M	1,195.84	2,392.09	19,094.80	5,670.68	28,353.41
501p	R . C . C. PIPE CULVERT AASHTO-M 170 CLASS IV DIA 1070 mm	M	1,386.46	2,710.96	24,892.87	7,247.57	36,237.86
501q	R . C . C. PIPE CULVERT AASHTO-M 170 CLASS IV DIA 1220 mm	M	1,683.56	3,072.13	34,099.41	9,713.78	48,568.89
501r	R . C . C. PIPE CULVERT AASHTO-M 170 CLASS IV DIA 1520 mm	M	2,169.29	3,606.17	70,397.55	19,043.25	95,216.25
502a	GRANULAR MATERIAL IN BED TO CONCRETE PIPE CULVERT	Cu.m	500.53	373.87	3,148.39	1,005.70	5,028.49
502b	CONCRETE CLASS "B" IN BEDDING AND ENCASEMENT CONCRETE PIPE CULVERT	Cu.m	2,535.13	1,810.72	12,155.95	4,125.45	20,627.26
507a	STEEL WIRE MESH (9 SWG) FOR GABIONS	Kg	25.90	-	410.17	109.02	545.09
507b	ROCK FILL IN GABIONS	Cu.m	492.32	-	3,255.57	936.97	4,684.86
508a	BRICK PAVING (SINGLE COURSE)	Sq.m	523.70	22.79	773.61	330.03	1,650.13
508b	BRICK PAVING (DOUBLE COURSE)	Sq.m	923.71	42.60	1,546.99	628.33	3,141.63
509a	RIP RAP CLASS "A"	Cu.m	1,529.88	204.30	3,542.36	1,319.13	6,595.66
509b	RIP RAP CLASS "B"	Cu.m	1,628.21	120.31	3,624.23	1,343.19	6,715.94
509c	RIP RAP CLASS "C"	Cu.m	1,707.73	95.05	3,736.56	1,384.84	6,924.18
509ci	RIP RAP CLASS "D" (101 kg TO 150 kg)	Cu.m	1,051.30	897.69	3,954.23	1,475.81	7,379.04
509d	GROUTED RIP RAP CLASS "A"	Cu.m	1,849.89	334.12	7,600.16	2,446.04	12,230.20
509e	GROUTED RIP RAP CLASS "B"	Cu.m	2,305.09	250.12	7,362.26	2,479.37	12,396.85
509f	GROUTED RIP RAP CLASS "C"	Cu.m	2,648.26	203.23	7,194.76	2,511.56	12,557.81
509fi	GROUTED RIP RAP CLASS "D" (101 kg TO 150 kg)	Cu.m	2,648.26	1,225.52	7,287.96	2,790.44	13,952.18
509g	REINFORCED CONCRETE SLOPE PROTECTION 20 cm THICK EXCLUDING REINFORCEMENT	Cu.m	2,449.65	1,409.04	15,152.84	4,752.88	23,764.41
509h	FILTER LAYER OF GRANULAR MATERIAL	Cu.m	260.15	466.56	3,146.04	968.19	4,840.94
510	DISMANTLING OF STRUCTURE AND OBSTRUCTIONS	Cu.m	883.10	1,551.14	-	608.56	3,042.80

Summary of Rate Analysis

Province: AJ & K
District: BHIMBER

Item No.	Description	Unit	Manpower	Plant & Equipment	Material	OH-Profit	Rate (Rs)
511a1	DRY STONE PITCHING (15-20 cm THICK)	Sq.m	412.32	142.13	624.91	294.84	1,474.20
511a2	DRY STONE PITCHING (20-25 cm THICK)	Sq.m	471.22	162.44	803.56	359.31	1,796.53
511b1	GROUTED STONE PITCHING (15-20 cm THICK) WITH BITUMEN JOINTS	Sq.m	393.86	95.24	2,181.30	667.60	3,338.00
511b2	GROUTED STONE PITCHING (20-25 cm THICK) WITH BITUMEN JOINTS	Sq.m	450.12	108.85	2,729.88	822.21	4,111.06
511b3	GROUTED STONE PITCHING (15-20 cm THICK) WITH PCC BANDS (PAID SEPERATLY)	Sq.m	361.55	95.24	1,488.96	486.44	2,432.19
511b4	GROUTED STONE PITCHING (20-25 cm THICK) WITHIN P.C.C. BANDS (PAID SEPERATELY)	Sq.m	413.20	108.85	1,858.89	595.23	2,976.16
513a	FIBER GLASS REINFORCED POLYESTER GRATING SIZE (600 mm X 600 mm) CLASS D 400 WITH FRAME (IMPORTED)	Each	627.71	1,310.14	83,375.57	21,328.36	106,641.79
513b	FIBER GLASS REINFORCED POLYESTER GRATING SIZE (876 mm X 603 mm) CLASS C 250 WITH FRAME (IMPORTED)	Each	627.71	1,310.14	101,890.46	25,957.08	129,785.39
601aii	R.C.C. NEW JERSEY BARRIER (IN-SITU) FOR MEDIAN DOUBLE FACE 810 mm ABOVE GROUND (INCL. REINFORCEMENT) - AS PER AMENDED DRAWING CSR-2022	M	784.48	1,596.33	9,794.51	3,043.83	15,219.14
601aiii	R.C.C. NEW JERSEY BARRIER (IN-SITU) FOR MEDIAN DOUBLE FACE 1010 mm ABOVE GROUND (INCL. REINFORCEMENT) - AS PER AMENDED DRAWING CSR-2022	M	784.48	1,630.08	10,809.25	3,305.95	16,529.76
601aiv	R.C.C. NEW JERSEY BARRIER (IN-SITU SLIP FORMED) FOR MEDIAN DOUBLE FACE 810 mm ABOVE GROUND (INCL. REINFORCEMENT)-AS PER AMENDED DRAWING CSR-2022	M	203.18	2,372.85	8,784.69	2,840.18	14,200.90
601av	R.C.C. NEW JERSEY BARRIER (IN-SITU SLIP FORMED) FOR MEDIAN DOUBLE FACE 1010 mm ABOVE GROUND (INCL. REINFORCEMENT)-AS PER AMENDED DRAWING CSR-2022	M	203.18	2,409.62	9,107.80	2,930.15	14,650.75
601di	PRECAST CURB IN CONCRETE CLASS A-1 OF SIZE 450 x 150 mm INCL. BEDDING & HAUNCHING	M	131.70	227.41	1,715.70	518.70	2,593.50
601dii	R.C.C. NEW JERSEY BARRIER (PRE-CAST) FOR MEDIAN DOUBLE FACE 810 mm ABOVE GROUND (INCL. REINFORCEMENT)-AS PER AMENDED DRAWING CSR 2022	M	340.94	992.42	13,866.17	3,799.88	18,999.41
601diii	R.C.C. NEW JERSEY BARRIER (PRE-CAST) FOR MEDIAN DOUBLE FACE 1010 mm ABOVE GROUND (INCL. REINFORCEMENT)-AS PER AMENDED DRAWING CSR 2022	M	340.94	961.45	15,179.48	4,120.47	20,602.34
603	BRICK EDGING	M	44.62	-	144.58	47.30	236.49
604a	METAL GUARD RAIL	M	139.27	74.81	7,755.82	1,992.48	9,962.38
604b	METAL GUARD RAIL END PIECES	Each	461.55	284.27	7,233.61	1,994.86	9,974.29
604d	STEEL POST FOR METAL GUARD RAIL	Each	264.62	258.63	8,870.44	2,348.43	11,742.13
605a	CONCRETE BEAM GUARDRAIL (INCL. REINFORCEMENT)	Cu.m	6,234.02	905.27	45,844.88	13,246.04	66,230.21
605c	CONCRETE POST FOR GUARDRAIL (INCL REINFORCEMENT)	Cu.m	6,234.02	905.27	45,724.61	13,215.98	66,079.88

Summary of Rate Analysis

Province: AJ & K
District: BHIMBER

Item No.	Description	Unit	Manpower	Plant & Equipment	Material	OH-Profit	Rate (Rs)
607ai	TRAFFIC SIGN CAT 1i - 90 cm SIGN BOARD IN HIGH INTENSITY REFLECTIVE SHEET LAMINATED ON 1.8 mm THICK G.I SHEET WITH G.I PIPE DIA 3" AND THICKNESS 8 GUAGE	Each	1,374.39	709.24	24,609.60	6,673.31	33,366.55
607aai	TRAFFIC SIGN CAT 1ii - 105 cm SIGN BOARD IN HIGH INTENSITY REFLECTIVE SHEET LAMINATED ON 1.8 mm THICK G.I SHEET WITH G.I PIPE DIA 3" AND THICKNESS 8 GUAGE	Each	1,224.94	663.38	26,691.76	7,145.02	35,725.10
607aiii	TRAFFIC SIGN CAT 1iii - 120 cm SIGN BOARD IN HIGH INTENSITY REFLECTIVE SHEET LAMINATED ON 1.8 mm THICK G.I SHEET WITH G.I PIPE DIA 3" AND THICKNESS 8 GUAGE	Each	1,374.39	709.24	32,173.35	8,564.25	42,821.24
607aiv	TRAFFIC SIGN CAT 1i - 90 cm DIGITAL PRINTING SIGN BOARD IN HIGH INTENSITY REFLECTIVE SHEET LAMINATED ON 1.8 mm THICK G.I SHEET WITH G.I PIPE DIA 3" AND THICKNESS 8 GUAGE	Each	1,374.39	709.24	25,699.05	6,945.67	34,728.36
607av	TRAFFIC SIGN CAT 1ii - 105 CM DIGITAL PRINTING SIGN BOARD IN HIGH INTENSITY REFLECTIVE SHEET LAMINATED ON 1.8 mm THICK G.I SHEET WITH G.I PIPE DIA 3" AND THICKNESS 8 GUAGE	Each	1,374.39	709.24	29,641.70	7,931.34	39,656.68
607avi	TRAFFIC SIGN CAT 1iii - 120 cm DIGITAL PRINTING SIGN BOARD IN HIGH INTENSITY REFLECTIVE SHEET LAMINATED ON 1.8 mm THICK G.I SHEET WITH G.I PIPE DIA 3" AND THICKNESS 8 GUAGE	Each	1,374.39	709.24	34,110.15	9,048.45	45,242.24
607bi	TRAFFIC SIGN CAT 2i - 90 cm SIGN BOARD IN HIGH INTENSITY REFLECTIVE SHEET LAMINATED ON 1.8 mm THICK G.I SHEET WITH G.I PIPE DIA 3" AND THICKNESS 8 GUAGE	Each	1,517.99	511.88	30,176.98	8,051.71	40,258.56
607bii	TRAFFIC SIGN CAT 2ii - 105 cm SIGN BOARD IN HIGH INTENSITY REFLECTIVE SHEET LAMINATED ON 1.8 mm THICK G.I SHEET WITH G.I PIPE DIA 3" AND THICKNESS 8 GUAGE	Each	1,517.99	511.88	35,639.39	9,417.32	47,086.58
607biii	TRAFFIC SIGN CAT 2iii - 120 cm SIGN BOARD IN HIGH INTENSITY REFLECTIVE SHEET LAMINATED ON 1.8 mm THICK G.I SHEET WITH G.I PIPE DIA 3" AND THICKNESS 8 GUAGE	Each	1,517.99	511.88	41,942.17	10,993.01	54,965.05
607biv	TRAFFIC SIGN CAT 2i - 90 cm DIGITAL PRINTING SIGN BOARD IN HIGH INTENSITY REFLECTIVE SHEET LAMINATED ON 1.8 mm THICK G.I SHEET WITH G.I PIPE DIA 3" AND THICKNESS 8 GUAGE	Each	1,517.99	511.88	32,224.16	8,563.51	42,817.54
607bv	TRAFFIC SIGN CAT 2ii - 105 cm DIGITAL PRINTING SIGN BOARD IN HIGH INTENSITY REFLECTIVE SHEET LAMINATED ON 1.8 mm THICK G.I SHEET WITH G.I PIPE DIA 3" AND THICKNESS 8 GUAGE	Each	1,517.99	511.88	37,967.48	9,999.34	49,996.69
607bvi	TRAFFIC SIGN CAT 2iii - 120 cm DIGITAL PRINTING SIGN BOARD IN HIGH INTENSITY REFLECTIVE SHEET LAMINATED ON 1.8 mm THICK G.I SHEET WITH G.I PIPE DIA 3" AND THICKNESS 8 GUAGE	Each	1,517.99	511.88	44,982.94	11,753.20	58,766.01
607ci	TRAFFIC SIGN CAT 3A SIGN BOARD IN HIGH INTENSITY REFLECTIVE SHEET LAMINATED ON 1.8 mm THICK G.I SHEET WITH G.I PIPE DIA 3" AND THICKNESS 8 GUAGE	Each	1,517.99	924.11	40,300.65	10,685.69	53,428.44

Summary of Rate Analysis

Province: AJ & K
District: BHIMBER

Item No.	Description	Unit	Manpower	Plant & Equipment	Material	OH-Profit	Rate (Rs)
607cii	TRAFFIC SIGN CAT 3A DIGITAL PRINTING SIGN BOARD IN HIGH INTENSITY REFLECTIVE SHEET LAMINATED ON 1.8 mm THICK G.I SHEET WITH G.I PIPE DIA 3" AND THICKNESS 8 GUAGE	Each	1,517.99	924.11	42,990.65	11,358.19	56,790.94
607di	TRAFFIC SIGN CAT 3B SIGN BOARD IN HIGH INTENSITY REFLECTIVE SHEET LAMINATED ON 1.8 mm THICK G.I SHEET WITH G.I PIPE DIA 4" AND THICKNESS 8 GUAGE	Each	1,517.99	924.11	70,037.84	18,119.99	90,599.93
607dii	TRAFFIC SIGN CAT 3B DIGITAL PRINTING SIGN BOARD IN HIGH INTENSITY REFLECTIVE SHEET LAMINATED ON 1.8 mm THICK G.I SHEET WITH G.I PIPE DIA 4" AND THICKNESS 8 GUAGE	Each	1,517.99	924.11	75,417.84	19,464.99	97,324.93
607ei	TRAFFIC ROAD SIGN CATEGORY 3C (UP TO 3 Sq.m) - SIGN BOARD IN HIGH INTENSITY REFLECTIVE SHEET LAMINATED ON 1.8 mm THICK G.I SHEET WITH G.I PIPE DIA 4" AND THICKNESS 8 GUAGE	Sq.m	534.55	552.09	45,974.47	11,765.28	58,826.40
607eii	TRAFFIC ROAD SIGN CATEGORY 3C (UP TO 5 Sq.m)-SIGN BOARD IN HIGH INTENSITY REFLECTIVE SHEET LAMINATED ON 1.8 mm THICK G.I SHEET WITH G.I PIPE DIA 4" AND THICKNESS 8 GUAGE	Sq.m	653.56	299.70	39,463.54	10,104.20	50,520.99
607eiii	TRAFFIC ROAD SIGN CATEGORY 3C (UP TO 10 Sq.m)-SIGN BOARD IN HIGH INTENSITY REFLECTIVE SHEET LAMINATED ON 1.8 mm THICK G.I SHEET WITH G.I PIPE DIA 6" THICKNESS AS PER SCHEDULE 40	Sq.m	756.95	308.00	37,272.25	9,584.30	47,921.50
607eiv	TRAFFIC ROAD SIGN CATEGORY 3C (UP TO 15 Sq.m)-SIGN BOARD IN HIGH INTENSITY REFLECTIVE SHEET LAMINATED ON 1.8 mm THICK G.I SHEET WITH G.I PIPE DIA 8" THICKNESS AS PER SCHEDULE 40	Sq.m	841.05	316.13	38,445.41	9,900.65	49,503.25
607ev	TRAFFIC ROAD SIGN CATEGORY 3C (UP TO 3 sq.m) - DIGITAL PRINTING SIGN BOARD IN HIGH INTENSITY REFLECTIVE SHEET LAMINATED ON 1.8 mm THICK G.I SHEET WITH G.I PIPE DIA 4" AND THICKNESS 8 GUAGE	Sq.m	534.55	552.09	48,664.47	12,437.78	62,188.90
607evi	TRAFFIC ROAD SIGN CATEGORY 3C (UP TO 5 Sq.m)-DIGITAL PRINTING SIGN BOARD IN HIGH INTENSITY REFLECTIVE SHEET LAMINATED ON 1.8 mm THICK G.I SHEET WITH G.I PIPE DIA 4" AND THICKNESS 8 GUAGE	Sq.m	653.56	299.70	42,153.54	10,776.70	53,883.49
607evii	TRAFFIC ROAD SIGN CATEGORY 3C (UP TO 10 Sq.m)-DIGITAL PRINTING SIGN BOARD IN HIGH INTENSITY REFLECTIVE SHEET LAMINATED ON 1.8 mm THICK G.I SHEET WITH G.I PIPE DIA 6" THICKNESS AS PER SCHEDULE 40	Sq.m	756.95	308.00	39,962.25	10,256.80	51,284.00
607eviii	TRAFFIC ROAD SIGN CATEGORY 3C (UP TO 15 Sq.m)-DIGITAL PRINTING SIGN BOARD IN HIGH INTENSITY REFLECTIVE SHEET LAMINATED ON 1.8 mm THICK G.I SHEET WITH G.I PIPE DIA 8" THICKNESS AS PER SCHEDULE 40	Sq.m	841.05	316.13	41,135.41	10,573.15	52,865.75
607fi	ADDITIONAL PANEL SIZE 60 cm X 30 cm SIGN BOARD IN HIGH INTENSITY REFLECTIVE SHEET LAMINATED ON 1.8 mm THICK G.I SHEET	Each	695.40	-	4,282.14	1,244.39	6,221.93
607fii	ADDITIONAL PANEL SIZE 60 cm X 30 cm DIGITAL PRINTING SIGN BOARD IN HIGH INTENSITY REFLECTIVE SHEET LAMINATED ON 1.8 mm THICK G.I SHEET	Each	695.40	-	4,766.34	1,365.44	6,827.18

Summary of Rate Analysis

Province: AJ & K
District: BHIMBER

Item No.	Description	Unit	Manpower	Plant & Equipment	Material	OH-Profit	Rate (Rs)
607gi	ADDITIONAL PANEL SIZE 90 cm X 30 cm SIGN BOARD IN HIGH INTENSITY REFLECTIVE SHEET LAMINATED ON 1.8 mm THICK G.I SHEET	Each	695.40	-	6,423.22	1,779.66	8,898.28
607gii	ADDITIONAL PANEL SIZE 90 cm X 30 cm DIGITAL PRINTING SIGN BOARD IN HIGH INTENSITY REFLECTIVE SHEET LAMINATED ON 1.8 mm THICK G.I SHEET	Each	695.40	-	7,149.52	1,961.23	9,806.15
607i	PROVIDING AND FIXING ANTIGLARE SHIELD (200 mm x 800 mm) MADE UP OF POLY-PROPYLENE COPOLYMER MATERIAL GREEN COLOR UV PROTECTED INCLUDING INSTALLATION WITH ANCHOR BOLTS FIXED WITH EPOXY	Each	26.05	26.56	933.90	246.63	1,233.15
608b1	PAVEMENT MARKING IN NON-REFLECTIVE CR PAINT FOR LINES OF 15 cm WIDTH	M	5.91	6.22	55.71	16.96	84.79
608b2	PAVEMENT MARKING IN NON-REFLECTIVE TP PAINT FOR LINES OF 15 cm WIDTH	M	5.91	8.68	94.37	27.24	136.20
608c1	PAVEMENT MARKING IN NON-REFLECTIVE CR PAINT FOR LINES OF 20 cm WIDTH	M	5.91	6.22	66.85	19.74	98.71
608c2	PAVEMENT MARKING IN NON-REFLECTIVE TP PAINT FOR LINES OF 20 cm WIDTH	M	5.91	7.59	115.75	32.31	161.56
608d1	PAVEMENT MARKING IN NON-REFLECTIVE CR PAINT FOR 4 m ARROWS	Each	224.01	280.67	409.54	228.56	1,142.78
608d2	PAVEMENT MARKING IN NON-REFLECTIVE TP PAINT FOR 4 m ARROWS	Each	373.35	632.25	693.58	424.80	2,123.98
608h1	PAVEMENT MARKING IN REFLECTIVE CR PAINT FOR LINES OF 15 cm WIDTH	M	7.38	7.02	60.31	18.68	93.39
608h2	PAVEMENT MARKING IN REFLECTIVE TP PAINT FOR LINES OF 15 cm WIDTH	M	7.38	9.48	137.14	38.50	192.51
608i1	PAVEMENT MARKING IN REFLECTIVE CR PAINT FOR LINES OF 20 cm WIDTH	M	7.38	7.02	72.37	21.69	108.46
608i2	PAVEMENT MARKING IN REFLECTIVE TP PAINT FOR LINES OF 20 cm WIDTH	M	7.38	9.48	168.12	46.25	231.23
608j1	PAVEMENT MARKING IN REFLECTIVE CR PAINT FOR 4 m ARROWS	Each	224.01	280.67	506.56	252.81	1,264.05
608j2	PAVEMENT MARKING IN REFLECTIVE TP PAINT FOR 4 m ARROWS	Each	373.35	540.83	959.36	468.38	2,341.91
608n1	PAVEMENT MARKING IN NON REFLECTIVE CR PAINT FOR STOP	Each	112.00	140.34	679.60	232.99	1,164.93
608n2	PAVEMENT MARKING IN NON REFLECTIVE TP PAINT FOR STOP	Each	112.00	189.68	1,007.35	327.26	1,636.29
608n3	PAVEMENT MARKING IN REFLECTIVE CR PAINT FOR STOP	Each	112.00	140.34	735.72	247.02	1,235.08
608n4	PAVEMENT MARKING IN REFLECTIVE TP PAINT FOR STOP	Each	163.70	82.29	1,393.35	409.84	2,049.18
609c	REFLECTORISED ALUMINUM PAVEMENT STUD (RAISED PROFILE TYPE - SINGLE) 100 mm x100 mm	Each	56.62	69.78	646.09	193.12	965.61
609ci	REFLECTORISED PLASTIC PAVEMENT STUD (RAISED PROFILE TYPE - SINGLE) 100 mm x100 mm	Each	36.62	19.99	417.52	118.53	592.66
609d	REFLECTORISED ALUMINUM PAVEMENT STUD (RAISED PROFILE TYPE - DOUBLE) 100 mm x100 mm	Each	56.62	69.78	786.09	228.12	1,140.61

Summary of Rate Analysis

Province: AJ & K
District: BHIMBER

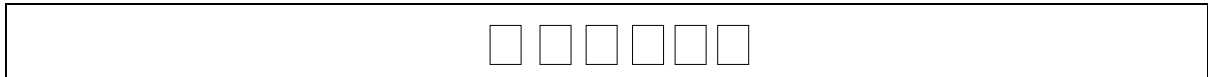
Item No.	Description	Unit	Manpower	Plant & Equipment	Material	OH-Profit	Rate (Rs)
609di	REFLECTORISED PLASTIC PAVEMENT STUD (RAISED PROFILE TYPE - DOUBLE) 100 mm x100 mm	Each	36.62	19.99	437.52	123.53	617.66
610b	RIGHT OF WAY MARKER AS PER AMENDED DRAWING CSR-2022	Each	429.76	451.37	2,606.59	871.93	4,359.65
610c	KILOMETER POST	Each	553.86	1,137.06	5,388.32	1,769.81	8,849.06
610d	TEN KILOMETER POST	Each	1,107.73	2,274.13	14,356.44	4,434.58	22,172.88
611a	GALVANIZED WIRE MESH FENCE 1500 mm HIGH WITH PRECAST PRESTRESSED R.C.C. POSTS COMPLETE IN ALL RESPECTS AS PER M2 STANDARD	M	701.56	227.41	4,190.16	1,279.78	6,398.91
612a	FURNISHING AND PLANTING OF TREES (LOCAL INHABITANT) INCL MAINTENANCE FOR 2 YEARS	Each	656.06	2,143.57	27.00	706.66	3,533.29
613a	SPRIGGING (INCL 2 MONTHS MAINTENANCE)	Sq.m	23.06	42.24	61.05	31.59	157.93
613b	SODDING (INCL 2 MONTHS MAINTENANCE)	Sq.m	23.06	42.24	225.64	72.74	363.68
613c	PLACING OF TOP SOIL USING SWEET EARTH	Sq.m	2.20	8.37	52.84	15.85	79.26
613d	MAINTENANCE OF SPRIGGING/SODDING PER SQM PER ADDITIONAL MONTH	Sq.m/Month	7.61	16.67	3.00	6.82	34.10



**MINISTRY OF COMMUNICATIONS
GOVERNMENT OF PAKISTAN
ISLAMABAD**

COMPOSITE SCHEDULE OF RATES

JANUARY 2024



Summary of Rate Analysis

Province: AJ & K
District: HAVELI

Item No.	Description	Unit	Manpower	Plant & Equipment	Material	OH-Profit	Rate (Rs)
101	CLEARING AND GRUBBING	Sq.m	2.77	34.36	-	9.29	46.43
102a	REMOVAL OF TREES 150 - 300 mm GIRTH	Each	71.03	1,002.81	48.60	280.61	1,403.04
102b	REMOVAL OF TREES 301 - 600 mm GIRTH	Each	131.20	1,562.07	218.67	477.99	2,389.93
102c	REMOVAL OF TREES 601 mm OR OVER GIRTH	Each	629.76	3,042.57	1,166.24	1,209.64	6,048.21
103	STRIPPING	Cu.m	14.87	522.56	-	134.36	671.79
104	COMPACTION OF NATURAL GROUND	Sq.m	2.57	33.35	1.76	9.42	47.09
106a	EXCAVATE UNSUITABLE COMMON MATERIAL	Cu.m	22.86	437.65	-	115.13	575.64
106bi	EXCAVATE UNSUITABLE HARD ROCK MATERIAL	Cu.m	80.90	1,333.42	91.89	376.55	1,882.76
106bii	EXCAVATE UNSUITABLE MEDIUM ROCK MATERIAL	Cu.m	60.67	970.50	-	257.79	1,288.96
106biii	EXCAVATE UNSUITABLE SOFT ROCK MATERIAL	Cu.m	47.00	707.67	-	188.67	943.34
106c	EXCAVATE SURPLUS COMMON MATERIAL	Cu.m	22.86	437.65	-	115.13	575.64
106di	EXCAVATE SURPLUS HARD ROCK MATERIAL	Cu.m	80.90	1,333.42	91.89	376.55	1,882.76
106dii	EXCAVATE SURPLUS MEDIUM ROCK MATERIAL	Cu.m	60.67	970.50	-	257.79	1,288.96
106diii	EXCAVATE SURPLUS SOFT ROCK MATERIAL	Cu.m	47.00	707.67	-	188.67	943.34
107a	STRUCTURAL EXCAVATION IN COMMON MATERIAL	Cu.m	44.92	355.16	-	100.02	500.10
107b	STRUCTURAL EXCAVATION IN COMMON MATERIAL BELOW WATER LEVEL (WHERE DEWATERING IS PERFORMED BY PUMP FOR STRUCTURES ONLY)	Cu.m	310.78	960.37	317.84	397.25	1,986.24
107ci	STRUCTURAL EXCAVATION IN HARD ROCK MATERIAL	Cu.m	80.90	1,101.74	91.89	318.63	1,593.16
107cii	STRUCTURAL EXCAVATION IN MEDIUM ROCK MATERIAL	Cu.m	60.77	778.93	-	209.93	1,049.64
107ciii	STRUCTURAL EXCAVATION IN SOFT ROCK MATERIAL	Cu.m	47.00	541.34	-	147.09	735.43
107d	GRANULAR BACKFILL	Cu.m	181.54	490.14	5,350.41	1,505.52	7,527.61
107e	COMMON BACK FILL	Cu.m	141.54	212.69	11.70	91.48	457.41
108a	FORMATION OF EMBANKMENT FROM ROADWAY EXCAVATION IN COMMON MATERIAL	Cu.m	42.26	532.94	11.70	146.73	733.63
108bi	FORMATION OF EMBANKMENT FROM ROADWAY EXCAVATION IN HARD ROCK MATERIAL	Cu.m	96.80	1,737.28	91.89	481.49	2,407.46
108bii	FORMATION OF EMBANKMENT FROM ROADWAY EXCAVATION IN MEDIUM ROCK MATERIAL	Cu.m	73.90	1,325.63	11.70	352.81	1,764.03
108biii	FORMATION OF EMBANKMENT FROM ROADWAY EXCAVATION IN SOFT ROCK MATERIAL	Cu.m	64.69	992.60	11.70	267.25	1,336.25
108c	FORMATION OF EMBANKMENT FROM BORROW EXCAVATION IN COMMON MATERIAL	Cu.m	41.54	511.09	63.90	154.13	770.66
108d	FORMATION OF EMBANKMENT FROM STRUCTURAL EXCAVATION IN COMMON MATERIAL	Cu.m	41.00	252.14	11.70	76.21	381.06
108e	FORMATION OF EMBANKMENT FROM STRUCTURAL EXCAVATION IN ANY TYPE OF ROCK MATERIAL	Cu.m	71.64	329.08	11.70	103.10	515.51
109a	SUBGRADE PREPARATION IN EARTH CUT	Sq.m	7.71	143.81	3.51	38.76	193.80
109bi	SUBGRADE PREPARATION IN EXISTING ROAD WITHOUT ANY FILL	Sq.m	5.07	127.31	3.12	33.87	169.36
110	IMPROVED SUB-GARDE (CBR>20%)	Cu.m	37.43	616.19	861.46	378.77	1,893.85

Summary of Rate Analysis

Province: AJ & K
District: HAVELI

Item No.	Description	Unit	Manpower	Plant & Equipment	Material	OH-Profit	Rate (Rs)
114a	DRESSING OF BERM WITHOUT EXTRA MATERIAL	Sq.m	4.55	39.65	1.76	11.49	57.45
114b	DRESSING OF BERM WITH EXTRA MATERIAL	Sq.m	6.50	40.47	16.44	15.85	79.26
201	GRANULAR SUBBASE	Cu.m	58.83	503.36	3,222.56	946.19	4,730.94
202i	AGGREGATE BASE COURSE (WITH PAVER)	Cu.m	89.51	946.83	3,649.50	1,171.46	5,857.31
202ii	AGGREGATE BASE COURSE (WITH GRADER)	Cu.m	89.51	756.16	3,649.50	1,123.79	5,618.96
203a	ASPHALTIC BASE COURSE PLANT MIX (CLASS "A")	Cu.m	305.53	4,508.65	22,263.25	6,769.36	33,846.79
203b	ASPHALTIC BASE COURSE PLANT MIX (CLASS "B")	Cu.m	305.53	4,508.65	22,906.20	6,930.10	34,650.48
203c	ASPHALTIC LEVELLING COURSE PLANT MIX (CLASS "A")	Cu.m	305.53	4,507.65	22,641.39	6,863.65	34,318.23
203d	ASPHALTIC LEVELLING COURSE PLANT MIX (CLASS "B")	Cu.m	305.53	4,507.65	23,095.36	6,977.14	34,885.68
204b	CEMENT STABILIZED BASE	Cu.m	149.59	986.29	4,979.47	1,528.84	7,644.19
204c	CEMENT CONTENT	Ton	615.40	-	30,056.46	7,667.97	38,339.83
204d	LIQUID ASPHALT FOR CURING SEAL, TYPE MC-250	Ton	1,266.70	4,290.91	169,331.73	43,722.34	218,611.68
204e	EMULSIFIED ASPHALT FOR CURING SEAL, TYPE SS-1	Ton	1,266.70	4,290.91	165,251.73	42,702.34	213,511.68
205a	GRADED CRUSHED AGGREGATE CRACK-RELIEF LAYER	Cu.m	515.83	256.94	3,910.87	1,170.91	5,854.55
205b	ASPHALTIC OPEN-GRADED PLANT MIX CRACK-RELIEF LAYER	Cu.m	284.91	5,464.11	21,818.31	6,891.83	34,459.16
206b	WATER BOUND MACADAM BASE WITH COARSE AGG: CLASS B	Cu.m	567.40	242.64	3,629.46	1,109.88	5,549.38
207a	DEEP PATCHING (0-15 cm)	Sq.m	8.82	69.51	211.49	72.46	362.28
207b	DEEP PATCHING (15-30 cm)	Sq.m	8.82	69.51	211.49	72.46	362.28
208	REINSTATEMENT OF ROAD SURFACE	Sq.m	9.89	196.53	0.98	51.85	259.25
209a	BREAKING OF EXISTING ROAD PAVEMENT STRUCTURE	Cu.m	23.96	877.87	6.50	227.08	1,135.41
209b	SCARIFICATION OF EXISTING ROAD PAVEMENT	Sq.m	4.79	115.26	0.97	30.26	151.29
215a	PROVIDING AND PLACING GEOTEXTILE 190 GSM, 100% CONTINUOUS POLYPROPYLENE NONWOVEN, ISOTROPIC, THERMALLY & MECHANICALLY BONDED. 100 YEARS LIFE OXIDATION RESISTANCE (IMPORTED)	Sq.m	13.01	3.27	907.15	230.86	1,154.29
302a	CUT-BACK ASPHALT FOR BITUMINOUS PRIME COAT	Sq.m	1.57	2.02	173.38	44.24	221.21
302b	EMULSIFIED ASPHALT FOR BITUMINOUS PRIME COAT	Sq.m	1.51	2.33	167.31	42.79	213.94
303a	CUT-BACK ASPHALT FOR BITUMINOUS TACK COAT	Sq.m	0.63	1.39	70.18	18.05	90.25
303b	EMULSIFIED ASPHALT FOR BITUMINOUS TACK COAT	Sq.m	0.63	1.39	66.92	17.24	86.18
304ai	SINGLE SURFACE TREATMENT	Sq.m	3.27	58.72	319.37	95.34	476.70
304aii	SINGLE SURFACE TREATMENT W/O PRIME COAT	Sq.m	3.27	57.42	208.87	67.39	336.94
304bi	DOUBLE SURFACE TREATMENT	Sq.m	5.36	71.72	659.21	184.07	920.36
304bii	DOUBLE SURFACE TREATMENT W/O PRIME COAT	Sq.m	5.36	70.10	548.70	156.04	780.20
304ci	TRIPLE SURFACE TREATMENT	Sq.m	9.77	79.75	779.12	217.16	1,085.80
304cii	TRIPLE SURFACE TREATMENT W/O PRIME COAT	Sq.m	9.77	78.04	668.40	189.05	945.26

Summary of Rate Analysis

Province: AJ & K
District: HAVELI

Item No.	Description	Unit	Manpower	Plant & Equipment	Material	OH-Profit	Rate (Rs)
304d	SEAL COAT	Sq.m	4.05	17.10	91.89	28.26	141.30
305a	ASPHALTIC CONCRETE FOR WEARING COURSE (CLASS "A")	Cu.m	268.31	4,689.51	24,185.72	7,285.89	36,429.43
305b	ASPHALTIC CONCRETE FOR WEARING COURSE (CLASS "B")	Cu.m	268.31	4,689.51	24,641.04	7,399.71	36,998.56
307a	DENSE GRADED HOT BIT-MAC	Cu.m	1,050.80	1,590.71	21,597.42	6,059.74	30,298.68
307b	OPEN GRADED HOT BIT-MAC	Cu.m	1,050.80	1,590.71	21,379.95	6,005.37	30,026.84
308a	RECYCLING OF ASPHALT CONCRETE (0 - 60 mm THICK)	Cu.m	157.36	2,570.38	3,880.05	1,651.95	8,259.74
308b	BITUMEN BINDER GRADE (40 - 50, 60 - 70, 80 - 100)	Ton	410.27	2,405.63	156,325.10	39,785.25	198,926.25
309a	COLD MILLING, 0 - 30 mm	Sq.m	3.21	60.28	57.98	30.37	151.84
309b	COLD MILLING, 0 - 50 mm	Sq.m	6.37	99.63	96.12	50.53	252.66
309c	COLD MILLING, 0 - 70 mm	Sq.m	12.04	137.39	134.13	70.89	354.44
309d	COLD MILLING, 0 - 100 mm	Sq.m	13.89	182.35	192.59	97.21	486.05
309e	COLD MILLING, 0 - 130 mm	Sq.m	18.06	237.06	250.37	126.37	631.86
310a	JOINTED PLAIN CONCRETE PAVEMENT (JPCP) USING MINIMUM 5000 PSI CLASS CONCRETE LAID THROUGH CONCRETE PAVER INCLUDING TRANSVERSE AND LONGITUDINAL JOINTS FORMATION, EXPANSION CAPS AND FILLING WITH SEALANT COMPLETE IN ALL RESPECTS EXCLUDING REINFORCEMENT (DOWEL/TIE BARS)	Cu.m	529.25	9,179.91	25,991.00	8,925.04	44,625.20
401a1i	CONCRETE CLASS "A1" (UNDERGROUND)	Cu.m	1,756.47	5,981.54	14,201.90	5,484.98	27,424.89
401a1ii	CONCRETE CLASS "A1" (ON GROUND)	Cu.m	1,756.47	5,982.36	16,100.83	5,959.91	29,799.56
401a1iii	CONCRETE CLASS "A1" (ELEVATED)	Cu.m	1,756.47	5,981.54	16,802.04	6,135.01	30,675.06
401a2i	CONCRETE CLASS "A2" (UNDERGROUND)	Cu.m	1,756.47	5,982.47	15,461.32	5,800.07	29,000.33
401a2 ii	CONCRETE CLASS "A2" (ON GROUND)	Cu.m	1,756.47	6,179.21	17,360.25	6,323.98	31,619.91
401a2iii	CONCRETE CLASS "A2" (ELEVATED)	Cu.m	1,830.83	5,982.36	18,061.46	6,468.66	32,343.31
401a3i	CONCRETE CLASS "A3" (UNDERGROUND)	Cu.m	1,756.47	5,981.54	16,889.20	6,156.80	30,784.00
401a3ii	CONCRETE CLASS "A3" (ON GROUND)	Cu.m	1,756.47	6,179.21	18,788.13	6,680.95	33,404.75
401a3iii	CONCRETE CLASS "A3" (ELEVATED)	Cu.m	1,830.83	5,982.47	19,489.34	6,825.66	34,128.29
401b	CONCRETE CLASS "B"	Cu.m	2,247.94	2,305.81	12,119.87	4,168.40	20,842.02
401ci	CONCRETE CLASS "C" (UNDERGROUND)	Cu.m	1,688.94	5,122.65	13,312.74	5,031.08	25,155.41
401cii	CONCRETE CLASS "C" (ON GROUND)	Cu.m	1,738.52	5,092.86	15,224.16	5,513.88	27,569.41
401ciii	CONCRETE CLASS "C" (ELEVATED)	Cu.m	1,738.52	5,120.79	15,912.88	5,693.05	28,465.24
401di	CONCRETE CLASS "D1"	Cu.m	2,738.56	5,981.54	21,243.05	7,490.79	37,453.94
401dii	CONCRETE CLASS "D2"	Cu.m	2,738.56	5,982.47	22,854.03	7,893.77	39,468.83
401diii	CONCRETE CLASS "D3"	Cu.m	2,738.56	5,982.47	24,285.29	8,251.58	41,257.90
401e	CONCRETE CLASS "Y"	Cu.m	1,756.47	4,043.97	19,399.87	6,300.08	31,500.39
401f	LEAN CONCRETE	Cu.m	1,470.81	1,868.63	9,545.70	3,221.29	16,106.43

Summary of Rate Analysis

Province: AJ & K
District: HAVELI

Item No.	Description	Unit	Manpower	Plant & Equipment	Material	OH-Profit	Rate (Rs)
401gi	PRECAST CONCRETE CLASS "A1"	Cu.m	4,169.37	2,656.83	16,721.58	5,886.95	29,434.73
401gii	PRECAST CONCRETE CLASS "A3"	Cu.m	4,169.37	2,656.83	19,588.59	6,603.70	33,018.49
401giii	PRECAST CONCRETE CLASS "B"	Cu.m	4,169.37	3,283.37	14,023.79	5,369.13	26,845.66
401giv	PRECAST CONCRETE CLASS "D1"	Cu.m	2,971.47	5,982.47	21,318.01	7,567.99	37,839.94
401gv	PRECAST CONCRETE CLASS "D2"	Cu.m	2,971.47	5,982.47	22,928.98	7,970.73	39,853.66
401gvi	PRECAST CONCRETE CLASS "D3"	Cu.m	2,971.47	5,982.47	24,360.24	8,328.55	41,642.74
401h	PLUM (CYCLOPEAN / RUBBLE) CONCRETE (2:1 CONCRETE, STONE RATIO)	Cu.m	1,984.68	2,248.60	9,309.76	3,385.76	16,928.79
404a	REINFORCEMENT AS PER AASHTO M-31 GRADE 40	Ton	8,049.48	1,390.00	273,764.47	70,800.99	354,004.94
404 b	REINFORCEMENT AS PER AASHTO M-31 GRADE 60	Ton	8,049.48	1,390.00	275,864.47	71,325.99	356,629.94
404h	REINFORCEMENT (STRUCTURAL SHAPES) AS PER ASTM-A-36	Ton	4,450.60	3,106.27	319,574.87	81,782.94	408,914.68
405a	PRE-STRESSING WIRE STRAND 3/8" - 1/2" DIA COMPLETE IN ALL RESPECT	Ton	9,969.48	13,186.98	721,734.24	186,222.67	931,113.36
405b	LAUNCHING OF GIRDER	Ton	307.70	1,872.60	-	545.08	2,725.38
406a	PREMOULDED JOINT FILLER 12 mm THICK WITH BITUMASTIC JOINT SEAL	Sq.m	567.54	-	3,807.80	1,093.84	5,469.18
406b	NEOPRENE RUBBER JOINT FILLER 6 mm THICK WITH BITUMASTIC JOINT SEAL	Sq.m	382.92	-	9,873.35	2,564.07	12,820.34
406ci	STEEL EXPANSION JOINTS AS PER DESIGN LOCAL (PAKISTAN MAKE),PSQCA CERTIFIED	Kg	39.95	6.18	692.26	184.60	923.00
406cii	50 mm EXPANSION JOINT-NOSING TYPE WITH TWO ALUMINUM ALLOY SECTIONS AND ELASTOMERIC PROFILE IMPORTED (EUROPEAN/AMERICAN MAKE)	M	1,384.65	-	107,116.32	27,125.24	135,626.21
406ciii	50 mm EXPANSION JOINT-NOSING TYPE WITH TWO ALUMINUM ALLOY SECTIONS AND ELASTOMERIC PROFILE IMPORTED (WEST ASIAN MAKE)	M	1,384.65	-	94,707.23	24,022.97	120,114.85
406civ	110 mm EXPANSION JOINT-CANTILEVER SAW TEETH WITH TWO ALUMINUM ALLOY SECTIONS IMPORTED (EUROPEAN/AMERICAN MAKE)	M	1,384.65	-	398,895.80	100,070.11	500,350.56
406cv	110 mm EXPANSION JOINT-CANTILEVER SAW TEETH WITH TWO ALUMINUM ALLOY SECTIONS IMPORTED (WEST ASIAN MAKE)	M	1,384.65	-	338,913.98	85,074.66	425,373.29
406cvi	65 mm EXPANSION JOINT-NOSING-MOLDED VULCANIZED ELASTOMER SINGLE SECTION (ONE PIECE, MONOBLOCK) IMPORTED (EUROPEAN/AMERICAN MAKE)	M	1,384.65	-	81,017.03	20,600.42	103,002.10
406cvii	65 mm EXPANSION JOINT-NOSING-MOLDED VULCANIZED ELASTOMER SINGLE SECTION (ONE PIECE, MONOBLOCK) IMPORTED (WEST ASIAN MAKE)	M	1,384.65	-	71,381.57	18,191.56	90,957.78
406cviii	50 mm EXPANSION JOINT- TWO PROFILE ALLOY ALUMINUM 6063 T 6 CONTINUOUS CR PROFILE, SOCKETS STUDS LOCAL (PAKISTAN MAKE),PSQCA CERTIFIED	M	1,384.65	-	64,081.77	16,366.61	81,833.03
406cix	65 mm EXPANSION JOINT-W SECTION CR VULCANIZED MOLDED NOSING LOCAL (PAKISTAN MAKE),PSQCA CERTIFIED	M	1,384.65	-	61,632.48	15,754.28	78,771.41

Summary of Rate Analysis

Province: AJ & K
District: HAVELI

Item No.	Description	Unit	Manpower	Plant & Equipment	Material	OH-Profit	Rate (Rs)
406cx	50 mm EXPANSION JOINT- INDIGENOUS TYPE 15MM THICK TWO VERTICAL STEEL PLATES WELDED 10MM THICK ROUND STEEL BARS LOCAL (PAKISTAN MAKE),PSQCA CERTIFIED	M	1,384.65	-	71,521.78	18,226.61	91,133.04
406cxi	110 mm EXPANSION JOINT SAW TEETH FOUR PROFILE ALUMINUM ALLOY 6063-T6 CONTINOUS CR PROFILE NOISE FREE LOCAL (PAKISTAN MAKE),PSQCA CERTIFIED	M	1,384.65	-	160,729.44	40,528.52	202,642.61
406cxii	80 mm EXPANSION JOINT STEEL GRADE EN10025 SOUND ISOLATED SILENT TYPE WITH SINUS PLATES IMPORTED (WEST ASIAN MAKE)	M	1,292.34	-	152,887.24	38,544.90	192,724.48
406cxiii	50 mm EXPANSION JOINT-NOSING TYPE WITH TWO ALUMINUM ALLOY SECTIONS AND ELASTOMERIC PROFILE IMPORTED (EAST ASIAN MAKE)	M	1,384.65	-	99,479.95	25,216.15	126,080.75
406cxiv	65 mm EXPANSION JOINT-NOSING-MOLDED VULCANIZED ELASTOMER SINGLE SECTION (ONE PIECE, MONOBLOCK) IMPORTED (EAST ASIAN MAKE)	M	1,384.65	-	79,495.21	20,219.97	101,099.83
406cxv	110 mm EXPANSION JOINT-CANTILEVER SAW TEETH WITH TWO ALUMINUM ALLOY SECTIONS IMPORTED (EAST ASIAN MAKE)	M	1,384.65	-	369,732.16	92,779.20	463,896.01
406cxvi	100 MM ELASTOMERIC MONOBLOCK EXPANSION JOINT MIDDLE TOP SURFACE VULCANIZED ALUMINUM WITH RUBBER IMPORTED (WEST ASIAN MAKE)	M	1,384.65	-	121,281.60	30,666.56	153,332.81
406cxvii	80 mm EXPANSION JOINT ZIGZAG FINGER DUAL STRUCTURE ALUMINUM LESS NOISE LOCAL (PAKISTAN MAKE),PSQCA CERTIFIED	M	1,384.65	-	118,691.04	30,018.92	150,094.61
406di	PVC WATER STOPS 6" SIZE (12 mm THICK)	M	338.48	-	1,655.33	498.45	2,492.25
406dii	PVC WATER STOPS 8" SIZE (12 mm THICK)	M	338.48	-	2,542.37	720.21	3,601.05
406e	ELASTOMERIC BEARING PADS (ACCORDING TO SIZE AND THICKNESS) LOCAL (PAKISTAN MAKE),PSQCA CERTIFIED	Cu.cm	0.08	-	7.52	1.90	9.50
406ei	ELASTOMERIC BEARING PADS (ACCORDING TO SIZE AND THICKNESS) IMPORTED (WEST ASIAN MAKE)	Cu.cm	0.10	-	8.44	2.14	10.68
406eii	ELASTOMERIC BEARING PADS (ACCORDING TO SIZE AND THICKNESS) IMPORTED (EUROPEAN/AMERICAN MAKE)	Cu.cm	0.10	-	12.54	3.16	15.80
406eiii	ELASTOMERIC BEARING PADS (ACCORDING TO SIZE AND THICKNESS) IMPORTED (EAST ASIAN MAKE)	Cu.cm	0.10	-	10.24	2.59	12.93
406f	ASPHALT FELT (3 PLY)	Sq.m	133.85	-	757.61	222.87	1,114.33
407di	CAST IN PLACE PILES UP TO 0.8 m DIA IN NORMAL SOIL (BORING ONLY)	M	718.42	7,454.99	721.89	2,223.82	11,119.11
407dii	CAST IN PLACE PILES UP TO 0.8 m DIA IN GRAVEL STRATA (BORING ONLY)	M	1,709.25	9,385.17	875.03	2,992.36	14,961.81
407diii	CAST IN PLACE PILES > 0.8 m UPTO 1 m DIA IN NORMAL SOIL (BORING ONLY)	M	786.69	8,587.46	779.31	2,538.37	12,691.83
407div	CAST IN PLACE PILES > 0.8 m UPTO 1 m DIA IN GRAVEL STRATA (BORING ONLY)	M	1,973.05	11,054.14	1,018.57	3,511.44	17,557.20
407dv	CAST IN PLACE PILES > 1 m UPTO 1.5 m DIA IN NORMAL SOIL (BORING ONLY)	M	1,005.35	16,501.47	1,609.79	4,779.15	23,895.76

Summary of Rate Analysis

Province: AJ & K
District: HAVELI

Item No.	Description	Unit	Manpower	Plant & Equipment	Material	OH-Profit	Rate (Rs)
407dvi	CAST IN PLACE PILES > 1 m UPTO 1.5 m DIA IN GRAVEL STRATA (BORING ONLY)	M	4,295.36	24,385.78	1,609.81	7,572.74	37,863.70
407dvii	CAST IN PLACE PILES > 1.5 m UPTO 2 m DIA IN NORMAL SOIL (BORING ONLY)	M	1,488.99	23,681.39	2,327.81	6,874.55	34,372.75
407dviii	CAST IN PLACE PILES > 1.5 m UPTO 2 m DIA IN GRAVEL STRATA (BORING ONLY)	M	6,156.96	35,495.03	2,327.81	10,994.95	54,974.75
407ki	CONFIRMATORY BORING IN SOIL STRATA (NX SIZE) INCLUDING TESTING AND REPORTING	M	701.56	2,951.07	4,263.68	1,979.08	9,895.39
407kii	CONFIRMATORY BORING IN GRAVEL STRATA (NX SIZE) INCLUDING TESTING AND REPORTING	M	1,403.11	5,834.16	3,081.67	2,579.74	12,898.68
407kiii	CONFIRMATORY BORING IN ROCK STRATA (NX SIZE) INCLUDING TESTING AND REPORTING	M	2,806.22	11,549.08	989.17	3,836.12	19,180.59
407s	PILE LOAD TEST UPTO 550 TON	Each	33,231.60	194,348.72	1,558,794.00	446,593.58	2,232,967.90
407t	PILE LOAD TEST UPTO 800 TON	Each	40,616.40	213,102.40	2,275,096.00	632,203.70	3,161,018.50
407u	PILE LOAD TEST UPTO 1000 TON	Each	40,616.40	213,102.40	2,843,870.00	774,397.20	3,871,986.00
407v	PILE LOAD TEST UPTO 1200 TON	Each	40,616.40	213,102.40	3,350,244.00	900,990.70	4,504,953.50
407w	PILE LOAD TEST UPTO 1500 TON	Each	40,616.40	213,102.40	4,058,805.00	1,078,130.95	5,390,654.75
407x	PILE LOAD TEST UPTO 2000 TON	Each	40,616.40	213,102.40	4,544,805.00	1,199,630.95	5,998,154.75
407y	PILE LOAD TEST UPTO 2500 TON	Each	40,616.40	256,395.04	5,030,805.00	1,331,954.11	6,659,770.55
407l	PERMANENT PILE CASING FOR PILES	Ton	2,530.83	16,759.66	372,137.47	97,856.99	489,284.95
410	BRICK WORK	Cu.m	1,506.49	856.91	14,090.71	4,113.53	20,567.64
411a	STONE MASONRY RANDOM DRY	Cu.m	1,203.11	497.74	4,459.45	1,540.08	7,700.38
411b	STONE MASONRY RANDOM WITH MORTAR	Cu.m	1,280.03	690.55	9,642.83	2,903.35	14,516.76
411c	STONE MASONRY DRESSED UNCOURSED DRY	Cu.m	1,895.43	497.74	5,126.31	1,879.87	9,399.35
411d	STONE MASONRY DRESSED UNCOURSED WITH MORTAR	Cu.m	2,233.90	690.55	9,994.39	3,229.71	16,148.54
411g	ROLL POINTING	Sq.m	252.93	44.58	317.65	153.79	768.95
412a	STONE MASONRY DRESSED COURSED WITH MORTAR	Cu.m	2,895.45	1,046.08	9,994.39	3,483.98	17,419.90
501a	R . C . C. PIPE CULVERT AASHTO-M 170 CLASS II DIA 310 mm	M	496.94	2,254.64	2,384.49	1,284.02	6,420.09
501b	R . C . C. PIPE CULVERT AASHTO-M 170 CLASS II DIA 380 mm	M	513.86	2,280.50	3,008.74	1,450.78	7,253.88
501c	R . C . C. PIPE CULVERT AASHTO-M 170 CLASS II DIA 460 mm	M	833.87	2,311.52	3,545.68	1,672.77	8,363.84
501d	R . C . C. PIPE CULVERT AASHTO-M 170 CLASS II DIA 610 mm	M	931.49	2,335.06	5,271.72	2,134.57	10,672.84
501e	R . C . C. PIPE CULVERT AASHTO-M 170 CLASS II DIA 760 mm	M	1,034.99	2,290.52	10,744.18	3,517.42	17,587.11
501f	R . C . C. PIPE CULVERT AASHTO-M 170 CLASS II DIA 910 mm	M	1,195.84	2,401.09	15,325.42	4,730.59	23,652.93
501g	R . C . C. PIPE CULVERT AASHTO-M 170 CLASS II DIA 1070 mm	M	1,386.46	2,714.69	20,903.25	6,251.10	31,255.50

Summary of Rate Analysis

Province: AJ & K
District: HAVELI

Item No.	Description	Unit	Manpower	Plant & Equipment	Material	OH-Profit	Rate (Rs)
501h	R . C . C. PIPE CULVERT AASHTO-M 170 CLASS II DIA 1220 mm	M	1,683.56	3,076.36	25,912.65	7,668.14	38,340.71
501i	R . C . C. PIPE CULVERT AASHTO-M 170 CLASS II DIA 1520 mm	M	2,169.29	3,611.08	44,085.12	12,466.37	62,331.85
501j	R . C . C. PIPE CULVERT AASHTO-M 170 CLASS IV DIA 310 mm	M	496.94	2,254.64	3,001.13	1,438.18	7,190.89
501k	R . C . C. PIPE CULVERT AASHTO-M 170 CLASS IV DIA 380 mm	M	513.86	2,280.50	3,620.46	1,603.71	8,018.53
501l	R . C . C. PIPE CULVERT AASHTO-M 170 CLASS IV DIA 460 mm	M	833.87	2,311.52	4,367.32	1,878.18	9,390.89
501m	R . C . C. PIPE CULVERT AASHTO-M 170 CLASS IV DIA 610 mm	M	931.49	2,335.06	8,199.12	2,866.42	14,332.09
501n	R . C . C. PIPE CULVERT AASHTO-M 170 CLASS IV DIA 760 mm	M	1,034.99	2,290.52	12,966.38	4,072.97	20,364.86
501o	R . C . C. PIPE CULVERT AASHTO-M 170 CLASS IV DIA 910 mm	M	1,195.84	2,401.09	19,194.18	5,697.78	28,488.88
501p	R . C . C. PIPE CULVERT AASHTO-M 170 CLASS IV DIA 1070 mm	M	1,386.46	2,714.69	25,066.39	7,291.89	36,459.43
501q	R . C . C. PIPE CULVERT AASHTO-M 170 CLASS IV DIA 1220 mm	M	1,683.56	3,076.36	34,277.09	9,759.25	48,796.26
501r	R . C . C. PIPE CULVERT AASHTO-M 170 CLASS IV DIA 1520 mm	M	2,169.29	3,611.08	70,720.34	19,125.18	95,625.88
502a	GRANULAR MATERIAL IN BED TO CONCRETE PIPE CULVERT	Cu.m	500.53	374.25	4,961.23	1,459.00	7,295.01
502b	CONCRETE CLASS "B" IN BEDDING AND ENCASEMENT CONCRETE PIPE CULVERT	Cu.m	2,535.13	1,815.01	13,551.13	4,475.32	22,376.58
507a	STEEL WIRE MESH (9 SWG) FOR GABIONS	Kg	25.90	-	410.17	109.02	545.09
507b	ROCK FILL IN GABIONS	Cu.m	492.32	-	3,272.14	941.12	4,705.58
508a	BRICK PAVING (SINGLE COURSE)	Sq.m	523.70	22.84	941.14	371.92	1,859.61
508b	BRICK PAVING (DOUBLE COURSE)	Sq.m	923.71	42.70	1,881.79	712.05	3,560.25
509a	RIP RAP CLASS "A"	Cu.m	1,529.88	204.43	3,560.85	1,323.79	6,618.95
509b	RIP RAP CLASS "B"	Cu.m	1,628.21	121.65	3,643.60	1,348.37	6,741.83
509c	RIP RAP CLASS "C"	Cu.m	1,707.73	96.16	3,756.98	1,390.22	6,951.08
509ci	RIP RAP CLASS "D" (101 kg TO 150 kg)	Cu.m	1,051.30	899.39	3,976.71	1,481.85	7,409.25
509d	GROUTED RIP RAP CLASS "A"	Cu.m	1,849.89	335.50	8,995.02	2,795.10	13,975.50
509e	GROUTED RIP RAP CLASS "B"	Cu.m	2,305.09	252.70	8,688.56	2,811.59	14,057.94
509f	GROUTED RIP RAP CLASS "C"	Cu.m	2,648.26	205.37	8,452.87	2,826.63	14,133.13
509fi	GROUTED RIP RAP CLASS "D" (101 kg TO 150 kg)	Cu.m	2,648.26	1,228.41	8,547.07	3,105.93	15,529.66
509g	REINFORCED CONCRETE SLOPE PROTECTION 20 cm THICK EXCLUDING REINFORCEMENT	Cu.m	2,449.65	1,412.79	16,654.44	5,129.22	25,646.09
509h	FILTER LAYER OF GRANULAR MATERIAL	Cu.m	260.15	467.00	4,922.54	1,412.42	7,062.11
510	DISMANTLING OF STRUCTURE AND OBSTRUCTIONS	Cu.m	883.10	1,551.50	-	608.65	3,043.25

Summary of Rate Analysis

Province: AJ & K
District: HAVELI

Item No.	Description	Unit	Manpower	Plant & Equipment	Material	OH-Profit	Rate (Rs)
511a1	DRY STONE PITCHING (15-20 cm THICK)	Sq.m	412.32	142.21	628.17	295.68	1,478.38
511a2	DRY STONE PITCHING (20-25 cm THICK)	Sq.m	471.22	162.53	807.75	360.38	1,801.88
511b1	GROUTED STONE PITCHING (15-20 cm THICK) WITH BITUMEN JOINTS	Sq.m	393.86	95.35	2,497.94	746.79	3,733.93
511b2	GROUTED STONE PITCHING (20-25 cm THICK) WITH BITUMEN JOINTS	Sq.m	450.12	108.97	3,117.77	919.21	4,596.06
511b3	GROUTED STONE PITCHING (15-20 cm THICK) WITH PCC BANDS (PAID SEPERATLY)	Sq.m	361.55	95.35	1,771.49	557.10	2,785.48
511b4	GROUTED STONE PITCHING (20-25 cm THICK) WITHIN P.C.C. BANDS (PAID SEPERATELY)	Sq.m	413.20	108.97	2,204.17	681.58	3,407.91
513a	FIBER GLASS REINFORCED POLYESTER GRATING SIZE (600 mm X 600 mm) CLASS D 400 WITH FRAME (IMPORTED)	Each	627.71	1,310.21	83,375.57	21,328.37	106,641.86
513b	FIBER GLASS REINFORCED POLYESTER GRATING SIZE (876 mm X 603 mm) CLASS C 250 WITH FRAME (IMPORTED)	Each	627.71	1,310.21	101,890.46	25,957.09	129,785.46
601aii	R.C.C. NEW JERSEY BARRIER (IN-SITU) FOR MEDIAN DOUBLE FACE 810 mm ABOVE GROUND (INCL. REINFORCEMENT) - AS PER AMENDED DRAWING CSR-2022	M	784.48	1,612.69	10,327.56	3,181.18	15,905.90
601aiii	R.C.C. NEW JERSEY BARRIER (IN-SITU) FOR MEDIAN DOUBLE FACE 1010 mm ABOVE GROUND (INCL. REINFORCEMENT) - AS PER AMENDED DRAWING CSR-2022	M	784.48	1,646.29	11,396.87	3,456.91	17,284.55
601aiv	R.C.C. NEW JERSEY BARRIER (IN-SITU SLIP FORMED) FOR MEDIAN DOUBLE FACE 810 mm ABOVE GROUND (INCL. REINFORCEMENT)-AS PER AMENDED DRAWING CSR-2022	M	203.18	2,379.85	9,371.89	2,988.73	14,943.65
601av	R.C.C. NEW JERSEY BARRIER (IN-SITU SLIP FORMED) FOR MEDIAN DOUBLE FACE 1010 mm ABOVE GROUND (INCL. REINFORCEMENT)-AS PER AMENDED DRAWING CSR-2022	M	203.18	2,416.27	9,735.94	3,088.85	15,444.24
601di	PRECAST CURB IN CONCRETE CLASS A-1 OF SIZE 450 x 150 mm INCL. BEDDING & HAUNCHING	M	131.70	227.54	1,843.01	550.56	2,752.80
601dii	R.C.C. NEW JERSEY BARRIER (PRE-CAST) FOR MEDIAN DOUBLE FACE 810 mm ABOVE GROUND (INCL. REINFORCEMENT)-AS PER AMENDED DRAWING CSR 2022	M	340.94	993.54	14,390.23	3,931.18	19,655.88
601diii	R.C.C. NEW JERSEY BARRIER (PRE-CAST) FOR MEDIAN DOUBLE FACE 1010 mm ABOVE GROUND (INCL. REINFORCEMENT)-AS PER AMENDED DRAWING CSR 2022	M	340.94	962.55	15,760.09	4,265.90	21,329.48
603	BRICK EDGING	M	44.62	-	160.42	51.26	256.29
604a	METAL GUARD RAIL	M	139.27	74.85	7,755.82	1,992.49	9,962.43
604b	METAL GUARD RAIL END PIECES	Each	461.55	284.42	7,233.61	1,994.90	9,974.48
604d	STEEL POST FOR METAL GUARD RAIL	Each	264.62	259.20	8,870.44	2,348.57	11,742.83
605a	CONCRETE BEAM GUARDRAIL (INCL. REINFORCEMENT)	Cu.m	6,234.02	911.72	47,254.32	13,600.02	68,000.08
605c	CONCRETE POST FOR GUARDRAIL (INCL REINFORCEMENT)	Cu.m	6,234.02	911.72	47,134.05	13,569.95	67,849.74

Summary of Rate Analysis

Province: AJ & K
District: HAVELI

Item No.	Description	Unit	Manpower	Plant & Equipment	Material	OH-Profit	Rate (Rs)
607ai	TRAFFIC SIGN CAT 1i - 90 cm SIGN BOARD IN HIGH INTENSITY REFLECTIVE SHEET LAMINATED ON 1.8 mm THICK G.I SHEET WITH G.I PIPE DIA 3" AND THICKNESS 8 GUAGE	Each	1,374.39	717.29	24,779.07	6,717.69	33,588.44
607aai	TRAFFIC SIGN CAT 1ii - 105 cm SIGN BOARD IN HIGH INTENSITY REFLECTIVE SHEET LAMINATED ON 1.8 mm THICK G.I SHEET WITH G.I PIPE DIA 3" AND THICKNESS 8 GUAGE	Each	1,224.94	663.38	26,691.76	7,145.02	35,725.10
607aiii	TRAFFIC SIGN CAT 1iii - 120 cm SIGN BOARD IN HIGH INTENSITY REFLECTIVE SHEET LAMINATED ON 1.8 mm THICK G.I SHEET WITH G.I PIPE DIA 3" AND THICKNESS 8 GUAGE	Each	1,374.39	717.29	32,342.82	8,608.63	43,043.13
607aiv	TRAFFIC SIGN CAT 1i - 90 cm DIGITAL PRINTING SIGN BOARD IN HIGH INTENSITY REFLECTIVE SHEET LAMINATED ON 1.8 mm THICK G.I SHEET WITH G.I PIPE DIA 3" AND THICKNESS 8 GUAGE	Each	1,374.39	717.29	25,868.52	6,990.05	34,950.25
607av	TRAFFIC SIGN CAT 1ii - 105 CM DIGITAL PRINTING SIGN BOARD IN HIGH INTENSITY REFLECTIVE SHEET LAMINATED ON 1.8 mm THICK G.I SHEET WITH G.I PIPE DIA 3" AND THICKNESS 8 GUAGE	Each	1,374.39	717.29	29,811.17	7,975.71	39,878.56
607avi	TRAFFIC SIGN CAT 1iii - 120 cm DIGITAL PRINTING SIGN BOARD IN HIGH INTENSITY REFLECTIVE SHEET LAMINATED ON 1.8 mm THICK G.I SHEET WITH G.I PIPE DIA 3" AND THICKNESS 8 GUAGE	Each	1,374.39	717.29	34,279.62	9,092.83	45,464.13
607bi	TRAFFIC SIGN CAT 2i - 90 cm SIGN BOARD IN HIGH INTENSITY REFLECTIVE SHEET LAMINATED ON 1.8 mm THICK G.I SHEET WITH G.I PIPE DIA 3" AND THICKNESS 8 GUAGE	Each	1,517.99	513.27	30,346.64	8,094.48	40,472.38
607bii	TRAFFIC SIGN CAT 2ii - 105 cm SIGN BOARD IN HIGH INTENSITY REFLECTIVE SHEET LAMINATED ON 1.8 mm THICK G.I SHEET WITH G.I PIPE DIA 3" AND THICKNESS 8 GUAGE	Each	1,517.99	513.27	35,809.05	9,460.08	47,300.39
607biii	TRAFFIC SIGN CAT 2iii - 120 cm SIGN BOARD IN HIGH INTENSITY REFLECTIVE SHEET LAMINATED ON 1.8 mm THICK G.I SHEET WITH G.I PIPE DIA 3" AND THICKNESS 8 GUAGE	Each	1,517.99	513.27	42,111.83	11,035.77	55,178.86
607biv	TRAFFIC SIGN CAT 2i - 90 cm DIGITAL PRINTING SIGN BOARD IN HIGH INTENSITY REFLECTIVE SHEET LAMINATED ON 1.8 mm THICK G.I SHEET WITH G.I PIPE DIA 3" AND THICKNESS 8 GUAGE	Each	1,517.99	513.27	32,393.82	8,606.27	43,031.35
607bv	TRAFFIC SIGN CAT 2ii - 105 cm DIGITAL PRINTING SIGN BOARD IN HIGH INTENSITY REFLECTIVE SHEET LAMINATED ON 1.8 mm THICK G.I SHEET WITH G.I PIPE DIA 3" AND THICKNESS 8 GUAGE	Each	1,517.99	513.27	38,137.14	10,042.10	50,210.50
607bvi	TRAFFIC SIGN CAT 2iii - 120 cm DIGITAL PRINTING SIGN BOARD IN HIGH INTENSITY REFLECTIVE SHEET LAMINATED ON 1.8 mm THICK G.I SHEET WITH G.I PIPE DIA 3" AND THICKNESS 8 GUAGE	Each	1,517.99	513.27	45,152.60	11,795.97	58,979.83
607ci	TRAFFIC SIGN CAT 3A SIGN BOARD IN HIGH INTENSITY REFLECTIVE SHEET LAMINATED ON 1.8 mm THICK G.I SHEET WITH G.I PIPE DIA 3" AND THICKNESS 8 GUAGE	Each	1,517.99	926.63	40,675.80	10,780.10	53,900.51

Summary of Rate Analysis

Province: AJ & K
District: HAVELI

Item No.	Description	Unit	Manpower	Plant & Equipment	Material	OH-Profit	Rate (Rs)
607cii	TRAFFIC SIGN CAT 3A DIGITAL PRINTING SIGN BOARD IN HIGH INTENSITY REFLECTIVE SHEET LAMINATED ON 1.8 mm THICK G.I SHEET WITH G.I PIPE DIA 3" AND THICKNESS 8 GUAGE	Each	1,517.99	926.63	43,365.80	11,452.60	57,263.01
607di	TRAFFIC SIGN CAT 3B SIGN BOARD IN HIGH INTENSITY REFLECTIVE SHEET LAMINATED ON 1.8 mm THICK G.I SHEET WITH G.I PIPE DIA 4" AND THICKNESS 8 GUAGE	Each	1,517.99	926.63	70,412.99	18,214.40	91,072.00
607dii	TRAFFIC SIGN CAT 3B DIGITAL PRINTING SIGN BOARD IN HIGH INTENSITY REFLECTIVE SHEET LAMINATED ON 1.8 mm THICK G.I SHEET WITH G.I PIPE DIA 4" AND THICKNESS 8 GUAGE	Each	1,517.99	926.63	75,792.99	19,559.40	97,797.00
607ei	TRAFFIC ROAD SIGN CATEGORY 3C (UP TO 3 Sq.m) - SIGN BOARD IN HIGH INTENSITY REFLECTIVE SHEET LAMINATED ON 1.8 mm THICK G.I SHEET WITH G.I PIPE DIA 4" AND THICKNESS 8 GUAGE	Sq.m	534.55	554.03	46,225.05	11,828.41	59,142.05
607eii	TRAFFIC ROAD SIGN CATEGORY 3C (UP TO 5 Sq.m)-SIGN BOARD IN HIGH INTENSITY REFLECTIVE SHEET LAMINATED ON 1.8 mm THICK G.I SHEET WITH G.I PIPE DIA 4" AND THICKNESS 8 GUAGE	Sq.m	653.56	300.84	39,871.28	10,206.42	51,032.10
607eiii	TRAFFIC ROAD SIGN CATEGORY 3C (UP TO 10 Sq.m)-SIGN BOARD IN HIGH INTENSITY REFLECTIVE SHEET LAMINATED ON 1.8 mm THICK G.I SHEET WITH G.I PIPE DIA 6" THICKNESS AS PER SCHEDULE 40	Sq.m	756.95	308.71	37,693.93	9,689.90	48,449.49
607eiv	TRAFFIC ROAD SIGN CATEGORY 3C (UP TO 15 Sq.m)-SIGN BOARD IN HIGH INTENSITY REFLECTIVE SHEET LAMINATED ON 1.8 mm THICK G.I SHEET WITH G.I PIPE DIA 8" THICKNESS AS PER SCHEDULE 40	Sq.m	841.05	316.86	38,869.94	10,006.97	50,034.83
607ev	TRAFFIC ROAD SIGN CATEGORY 3C (UP TO 3 sq.m) - DIGITAL PRINTING SIGN BOARD IN HIGH INTENSITY REFLECTIVE SHEET LAMINATED ON 1.8 mm THICK G.I SHEET WITH G.I PIPE DIA 4" AND THICKNESS 8 GUAGE	Sq.m	534.55	554.03	48,915.05	12,500.91	62,504.55
607evi	TRAFFIC ROAD SIGN CATEGORY 3C (UP TO 5 Sq.m)-DIGITAL PRINTING SIGN BOARD IN HIGH INTENSITY REFLECTIVE SHEET LAMINATED ON 1.8 mm THICK G.I SHEET WITH G.I PIPE DIA 4" AND THICKNESS 8 GUAGE	Sq.m	653.56	300.84	42,561.28	10,878.92	54,394.60
607evii	TRAFFIC ROAD SIGN CATEGORY 3C (UP TO 10 Sq.m)-DIGITAL PRINTING SIGN BOARD IN HIGH INTENSITY REFLECTIVE SHEET LAMINATED ON 1.8 mm THICK G.I SHEET WITH G.I PIPE DIA 6" THICKNESS AS PER SCHEDULE 40	Sq.m	756.95	308.71	40,383.93	10,362.40	51,811.99
607eviii	TRAFFIC ROAD SIGN CATEGORY 3C (UP TO 15 Sq.m)-DIGITAL PRINTING SIGN BOARD IN HIGH INTENSITY REFLECTIVE SHEET LAMINATED ON 1.8 mm THICK G.I SHEET WITH G.I PIPE DIA 8" THICKNESS AS PER SCHEDULE 40	Sq.m	841.05	316.86	41,559.94	10,679.47	53,397.33
607fi	ADDITIONAL PANEL SIZE 60 cm X 30 cm SIGN BOARD IN HIGH INTENSITY REFLECTIVE SHEET LAMINATED ON 1.8 mm THICK G.I SHEET	Each	695.40	-	4,282.14	1,244.39	6,221.93
607fii	ADDITIONAL PANEL SIZE 60 cm X 30 cm DIGITAL PRINTING SIGN BOARD IN HIGH INTENSITY REFLECTIVE SHEET LAMINATED ON 1.8 mm THICK G.I SHEET	Each	695.40	-	4,766.34	1,365.44	6,827.18

Summary of Rate Analysis

Province: AJ & K
District: HAVELI

Item No.	Description	Unit	Manpower	Plant & Equipment	Material	OH-Profit	Rate (Rs)
607gi	ADDITIONAL PANEL SIZE 90 cm X 30 cm SIGN BOARD IN HIGH INTENSITY REFLECTIVE SHEET LAMINATED ON 1.8 mm THICK G.I SHEET	Each	695.40	-	6,423.22	1,779.66	8,898.28
607gii	ADDITIONAL PANEL SIZE 90 cm X 30 cm DIGITAL PRINTING SIGN BOARD IN HIGH INTENSITY REFLECTIVE SHEET LAMINATED ON 1.8 mm THICK G.I SHEET	Each	695.40	-	7,149.52	1,961.23	9,806.15
607i	PROVIDING AND FIXING ANTIGLARE SHIELD (200 mm x 800 mm) MADE UP OF POLY-PROPYLENE COPOLYMER MATERIAL GREEN COLOR UV PROTECTED INCLUDING INSTALLATION WITH ANCHOR BOLTS FIXED WITH EPOXY	Each	26.05	26.59	933.90	246.64	1,233.18
608b1	PAVEMENT MARKING IN NON-REFLECTIVE CR PAINT FOR LINES OF 15 cm WIDTH	M	5.91	6.22	55.77	16.98	84.88
608b2	PAVEMENT MARKING IN NON-REFLECTIVE TP PAINT FOR LINES OF 15 cm WIDTH	M	5.91	8.71	94.80	27.36	136.78
608c1	PAVEMENT MARKING IN NON-REFLECTIVE CR PAINT FOR LINES OF 20 cm WIDTH	M	5.91	6.22	66.92	19.76	98.81
608c2	PAVEMENT MARKING IN NON-REFLECTIVE TP PAINT FOR LINES OF 20 cm WIDTH	M	5.91	7.61	116.29	32.45	162.26
608d1	PAVEMENT MARKING IN NON-REFLECTIVE CR PAINT FOR 4 m ARROWS	Each	224.01	280.87	410.02	228.73	1,143.63
608d2	PAVEMENT MARKING IN NON-REFLECTIVE TP PAINT FOR 4 m ARROWS	Each	373.35	634.18	696.78	426.08	2,130.39
608h1	PAVEMENT MARKING IN REFLECTIVE CR PAINT FOR LINES OF 15 cm WIDTH	M	7.38	7.02	60.37	18.70	93.48
608h2	PAVEMENT MARKING IN REFLECTIVE TP PAINT FOR LINES OF 15 cm WIDTH	M	7.38	9.51	137.60	38.62	193.11
608i1	PAVEMENT MARKING IN REFLECTIVE CR PAINT FOR LINES OF 20 cm WIDTH	M	7.38	7.02	72.44	21.71	108.56
608i2	PAVEMENT MARKING IN REFLECTIVE TP PAINT FOR LINES OF 20 cm WIDTH	M	7.38	9.51	168.68	46.39	231.96
608j1	PAVEMENT MARKING IN REFLECTIVE CR PAINT FOR 4 m ARROWS	Each	224.01	280.87	507.11	253.00	1,264.99
608j2	PAVEMENT MARKING IN REFLECTIVE TP PAINT FOR 4 m ARROWS	Each	373.35	542.30	962.56	469.55	2,347.75
608n1	PAVEMENT MARKING IN NON REFLECTIVE CR PAINT FOR STOP	Each	112.00	140.44	680.39	233.21	1,166.04
608n2	PAVEMENT MARKING IN NON REFLECTIVE TP PAINT FOR STOP	Each	112.00	190.25	1,011.99	328.56	1,642.81
608n3	PAVEMENT MARKING IN REFLECTIVE CR PAINT FOR STOP	Each	112.00	140.44	736.51	247.24	1,236.19
608n4	PAVEMENT MARKING IN REFLECTIVE TP PAINT FOR STOP	Each	163.70	82.69	1,398.00	411.10	2,055.49
609c	REFLECTORISED ALUMINUM PAVEMENT STUD (RAISED PROFILE TYPE - SINGLE) 100 mm x100 mm	Each	56.62	69.80	646.09	193.13	965.63
609ci	REFLECTORISED PLASTIC PAVEMENT STUD (RAISED PROFILE TYPE - SINGLE) 100 mm x100 mm	Each	36.62	20.00	417.52	118.54	592.68
609d	REFLECTORISED ALUMINUM PAVEMENT STUD (RAISED PROFILE TYPE - DOUBLE) 100 mm x100 mm	Each	56.62	69.80	786.09	228.13	1,140.63

Summary of Rate Analysis

Province: AJ & K
District: HAVELI

Item No.	Description	Unit	Manpower	Plant & Equipment	Material	OH-Profit	Rate (Rs)
609di	REFLECTORISED PLASTIC PAVEMENT STUD (RAISED PROFILE TYPE - DOUBLE) 100 mm x100 mm	Each	36.62	20.00	437.52	123.54	617.68
610b	RIGHT OF WAY MARKER AS PER AMENDED DRAWING CSR-2022	Each	429.76	453.43	2,728.83	903.01	4,515.04
610c	KILOMETER POST	Each	553.86	1,137.70	5,647.00	1,834.64	9,173.20
610d	TEN KILOMETER POST	Each	1,107.73	2,275.39	14,957.24	4,585.09	22,925.45
611a	GALVANIZED WIRE MESH FENCE 1500 mm HIGH WITH PRECAST PRESTRESSED R.C.C. POSTS COMPLETE IN ALL RESPECTS AS PER M2 STANDARD	M	701.56	227.54	4,247.42	1,294.13	6,470.65
612a	FURNISHING AND PLANTING OF TREES (LOCAL INHABITANT) INCL MAINTENANCE FOR 2 YEARS	Each	656.06	2,149.34	32.00	709.35	3,546.75
613a	SPRIGGING (INCL 2 MONTHS MAINTENANCE)	Sq.m	23.06	42.35	61.05	31.62	158.08
613b	SODDING (INCL 2 MONTHS MAINTENANCE)	Sq.m	23.06	42.35	225.64	72.76	363.81
613c	PLACING OF TOP SOIL USING SWEET EARTH	Sq.m	2.20	8.38	52.91	15.87	79.36
613d	MAINTENANCE OF SPRIGGING/SODDING PER SQM PER ADDITIONAL MONTH	Sq.m/Month	7.61	16.72	3.00	6.83	34.15



MINISTRY OF COMMUNICATIONS
GOVERNMENT OF PAKISTAN
ISLAMABAD

COMPOSITE SCHEDULE OF RATES

JANUARY 2024

J **M**

Summary of Rate Analysis

Province: AJ & K
District: JHELUM VALLEY

Item No.	Description	Unit	Manpower	Plant & Equipment	Material	OH-Profit	Rate (Rs)
101	CLEARING AND GRUBBING	Sq.m	2.77	34.35	-	9.28	46.40
102a	REMOVAL OF TREES 150 - 300 mm GIRTH	Each	71.03	991.08	48.58	277.67	1,388.35
102b	REMOVAL OF TREES 301 - 600 mm GIRTH	Each	131.20	1,540.46	218.57	472.56	2,362.80
102c	REMOVAL OF TREES 601 mm OR OVER GIRTH	Each	629.76	2,961.57	1,165.73	1,189.27	5,946.33
103	STRIPPING	Cu.m	14.87	522.42	-	134.32	671.61
104	COMPACTION OF NATURAL GROUND	Sq.m	2.57	33.33	1.76	9.42	47.08
106a	EXCAVATE UNSUITABLE COMMON MATERIAL	Cu.m	22.86	437.15	-	115.00	575.01
106bi	EXCAVATE UNSUITABLE HARD ROCK MATERIAL	Cu.m	80.90	1,332.56	91.89	376.34	1,881.69
106bii	EXCAVATE UNSUITABLE MEDIUM ROCK MATERIAL	Cu.m	60.67	969.24	-	257.48	1,287.40
106biii	EXCAVATE UNSUITABLE SOFT ROCK MATERIAL	Cu.m	47.00	707.36	-	188.59	942.95
106c	EXCAVATE SURPLUS COMMON MATERIAL	Cu.m	22.86	437.15	-	115.00	575.01
106di	EXCAVATE SURPLUS HARD ROCK MATERIAL	Cu.m	80.90	1,332.56	91.89	376.34	1,881.69
106dii	EXCAVATE SURPLUS MEDIUM ROCK MATERIAL	Cu.m	60.67	969.24	-	257.48	1,287.40
106diii	EXCAVATE SURPLUS SOFT ROCK MATERIAL	Cu.m	47.00	707.36	-	188.59	942.95
107a	STRUCTURAL EXCAVATION IN COMMON MATERIAL	Cu.m	44.92	354.99	-	99.98	499.90
107b	STRUCTURAL EXCAVATION IN COMMON MATERIAL BELOW WATER LEVEL (WHERE DEWATERING IS PERFORMED BY PUMP FOR STRUCTURES ONLY)	Cu.m	310.78	958.17	317.80	396.69	1,983.44
107ci	STRUCTURAL EXCAVATION IN HARD ROCK MATERIAL	Cu.m	80.90	1,100.35	91.89	318.29	1,591.43
107cii	STRUCTURAL EXCAVATION IN MEDIUM ROCK MATERIAL	Cu.m	60.77	777.78	-	209.64	1,048.19
107ciii	STRUCTURAL EXCAVATION IN SOFT ROCK MATERIAL	Cu.m	47.00	540.64	-	146.91	734.55
107d	GRANULAR BACKFILL	Cu.m	181.54	489.53	3,717.30	1,097.09	5,485.46
107e	COMMON BACK FILL	Cu.m	141.54	212.58	11.70	91.46	457.28
108a	FORMATION OF EMBANKMENT FROM ROADWAY EXCAVATION IN COMMON MATERIAL	Cu.m	42.26	532.52	11.70	146.62	733.10
108bi	FORMATION OF EMBANKMENT FROM ROADWAY EXCAVATION IN HARD ROCK MATERIAL	Cu.m	96.80	1,735.87	91.89	481.14	2,405.70
108bii	FORMATION OF EMBANKMENT FROM ROADWAY EXCAVATION IN MEDIUM ROCK MATERIAL	Cu.m	73.90	1,323.76	11.70	352.34	1,761.70
108biii	FORMATION OF EMBANKMENT FROM ROADWAY EXCAVATION IN SOFT ROCK MATERIAL	Cu.m	64.69	991.68	11.70	267.02	1,335.10
108c	FORMATION OF EMBANKMENT FROM BORROW EXCAVATION IN COMMON MATERIAL	Cu.m	41.54	510.85	63.90	154.07	770.36
108d	FORMATION OF EMBANKMENT FROM STRUCTURAL EXCAVATION IN COMMON MATERIAL	Cu.m	41.00	251.74	11.70	76.11	380.55
108e	FORMATION OF EMBANKMENT FROM STRUCTURAL EXCAVATION IN ANY TYPE OF ROCK MATERIAL	Cu.m	71.64	328.71	11.70	103.01	515.05
109a	SUBGRADE PREPARATION IN EARTH CUT	Sq.m	7.71	143.61	3.51	38.71	193.54
109bi	SUBGRADE PREPARATION IN EXISTING ROAD WITHOUT ANY FILL	Sq.m	5.07	127.21	3.12	33.85	169.25
110	IMPROVED SUB-GARDE (CBR>20%)	Cu.m	37.43	615.72	861.46	378.65	1,893.26

Summary of Rate Analysis

Province: AJ & K
District: JHELUM VALLEY

Item No.	Description	Unit	Manpower	Plant & Equipment	Material	OH-Profit	Rate (Rs)
114a	DRESSING OF BERM WITHOUT EXTRA MATERIAL	Sq.m	4.55	39.64	1.76	11.49	57.43
114b	DRESSING OF BERM WITH EXTRA MATERIAL	Sq.m	6.50	40.46	16.43	15.85	79.23
201	GRANULAR SUBBASE	Cu.m	58.83	502.76	3,222.56	946.04	4,730.19
202i	AGGREGATE BASE COURSE (WITH PAVER)	Cu.m	89.51	945.71	3,842.32	1,219.39	6,096.93
202ii	AGGREGATE BASE COURSE (WITH GRADER)	Cu.m	89.51	755.84	3,842.32	1,171.92	5,859.59
203a	ASPHALTIC BASE COURSE PLANT MIX (CLASS "A")	Cu.m	305.53	4,506.27	22,670.48	6,870.57	34,352.85
203b	ASPHALTIC BASE COURSE PLANT MIX (CLASS "B")	Cu.m	305.53	4,506.27	23,319.50	7,032.83	35,164.13
203c	ASPHALTIC LEVELLING COURSE PLANT MIX (CLASS "A")	Cu.m	305.53	4,505.28	23,047.19	6,964.50	34,822.50
203d	ASPHALTIC LEVELLING COURSE PLANT MIX (CLASS "B")	Cu.m	305.53	4,505.28	23,507.94	7,079.69	35,398.44
204b	CEMENT STABILIZED BASE	Cu.m	149.59	985.61	5,334.39	1,617.40	8,087.00
204c	CEMENT CONTENT	Ton	615.40	-	28,973.49	7,397.22	36,986.11
204d	LIQUID ASPHALT FOR CURING SEAL, TYPE MC-250	Ton	1,266.70	4,289.06	169,199.13	43,688.72	218,443.61
204e	EMULSIFIED ASPHALT FOR CURING SEAL, TYPE SS-1	Ton	1,266.70	4,289.06	165,119.13	42,668.72	213,343.61
205a	GRADED CRUSHED AGGREGATE CRACK-RELIEF LAYER	Cu.m	515.83	256.76	3,912.03	1,171.16	5,855.78
205b	ASPHALTIC OPEN-GRADED PLANT MIX CRACK-RELIEF LAYER	Cu.m	284.91	5,461.58	22,217.95	6,991.11	34,955.55
206b	WATER BOUND MACADAM BASE WITH COARSE AGG: CLASS B	Cu.m	567.40	242.53	3,770.62	1,145.14	5,725.69
207a	DEEP PATCHING (0-15 cm)	Sq.m	8.82	69.49	222.61	75.23	376.15
207b	DEEP PATCHING (15-30 cm)	Sq.m	8.82	69.49	222.61	75.23	376.15
208	REINSTATEMENT OF ROAD SURFACE	Sq.m	9.89	196.17	0.98	51.76	258.79
209a	BREAKING OF EXISTING ROAD PAVEMENT STRUCTURE	Cu.m	23.96	877.50	6.50	226.99	1,134.95
209b	SCARIFICATION OF EXISTING ROAD PAVEMENT	Sq.m	4.79	115.22	0.97	30.25	151.23
215a	PROVIDING AND PLACING GEOTEXTILE 190 GSM, 100% CONTINUOUS POLYPROPYLENE NONWOVEN, ISOTROPIC, THERMALLY & MECHANICALLY BONDED. 100 YEARS LIFE OXIDATION RESISTANCE (IMPORTED)	Sq.m	13.01	3.27	907.15	230.86	1,154.29
302a	CUT-BACK ASPHALT FOR BITUMINOUS PRIME COAT	Sq.m	1.57	2.01	173.25	44.21	221.04
302b	EMULSIFIED ASPHALT FOR BITUMINOUS PRIME COAT	Sq.m	1.51	2.32	167.18	42.76	213.78
303a	CUT-BACK ASPHALT FOR BITUMINOUS TACK COAT	Sq.m	0.63	1.39	70.13	18.04	90.19
303b	EMULSIFIED ASPHALT FOR BITUMINOUS TACK COAT	Sq.m	0.63	1.39	66.86	17.22	86.10
304ai	SINGLE SURFACE TREATMENT	Sq.m	3.27	58.69	321.39	95.84	479.19
304aii	SINGLE SURFACE TREATMENT W/O PRIME COAT	Sq.m	3.27	57.39	210.97	67.91	339.53
304bi	DOUBLE SURFACE TREATMENT	Sq.m	5.36	71.68	665.27	185.58	927.89
304bii	DOUBLE SURFACE TREATMENT W/O PRIME COAT	Sq.m	5.36	70.06	554.84	157.57	787.83
304ci	TRIPLE SURFACE TREATMENT	Sq.m	9.77	79.70	786.44	218.98	1,094.90
304cii	TRIPLE SURFACE TREATMENT W/O PRIME COAT	Sq.m	9.77	77.99	675.80	190.89	954.45

Summary of Rate Analysis

Province: AJ & K
District: JHELUM VALLEY

Item No.	Description	Unit	Manpower	Plant & Equipment	Material	OH-Profit	Rate (Rs)
304d	SEAL COAT	Sq.m	4.05	17.09	92.60	28.44	142.18
305a	ASPHALTIC CONCRETE FOR WEARING COURSE (CLASS "A")	Cu.m	268.31	4,687.00	24,590.19	7,386.38	36,931.88
305b	ASPHALTIC CONCRETE FOR WEARING COURSE (CLASS "B")	Cu.m	268.31	4,687.00	25,039.06	7,498.59	37,492.96
307a	DENSE GRADED HOT BIT-MAC	Cu.m	1,050.80	1,589.85	22,005.82	6,161.62	30,808.10
307b	OPEN GRADED HOT BIT-MAC	Cu.m	1,050.80	1,589.85	21,800.15	6,110.20	30,551.01
308a	RECYCLING OF ASPHALT CONCRETE (0 - 60 mm THICK)	Cu.m	157.36	2,569.53	3,880.05	1,651.74	8,258.68
308b	BITUMEN BINDER GRADE (40 - 50, 60 - 70, 80 - 100)	Ton	410.27	2,399.92	155,917.10	39,681.82	198,409.10
309a	COLD MILLING, 0 - 30 mm	Sq.m	3.21	60.25	57.98	30.36	151.81
309b	COLD MILLING, 0 - 50 mm	Sq.m	6.37	99.53	96.12	50.51	252.53
309c	COLD MILLING, 0 - 70 mm	Sq.m	12.04	137.32	134.13	70.87	354.36
309d	COLD MILLING, 0 - 100 mm	Sq.m	13.89	182.14	192.59	97.16	485.78
309e	COLD MILLING, 0 - 130 mm	Sq.m	18.06	236.78	250.37	126.30	631.50
310a	JOINTED PLAIN CONCRETE PAVEMENT (JPCP) USING MINIMUM 5000 PSI CLASS CONCRETE LAID THROUGH CONCRETE PAVER INCLUDING TRANSVERSE AND LONGITUDINAL JOINTS FORMATION, EXPANSION CAPS AND FILLING WITH SEALANT COMPLETE IN ALL RESPECTS EXCLUDING REINFORCEMENT (DOWEL/TIE BARS)	Cu.m	529.25	9,174.98	24,678.66	8,595.72	42,978.60
401a1i	CONCRETE CLASS "A1" (UNDERGROUND)	Cu.m	1,756.47	5,966.80	13,146.62	5,217.47	26,087.36
401a1ii	CONCRETE CLASS "A1" (ON GROUND)	Cu.m	1,756.47	5,967.62	15,045.34	5,692.36	28,461.78
401a1iii	CONCRETE CLASS "A1" (ELEVATED)	Cu.m	1,756.47	5,966.80	15,746.56	5,867.46	29,337.29
401a2i	CONCRETE CLASS "A2" (UNDERGROUND)	Cu.m	1,756.47	5,967.73	14,355.26	5,519.87	27,599.33
401a2 ii	CONCRETE CLASS "A2" (ON GROUND)	Cu.m	1,756.47	6,164.42	16,253.98	6,043.72	30,218.58
401a2iii	CONCRETE CLASS "A2" (ELEVATED)	Cu.m	1,830.83	5,967.62	16,955.20	6,188.41	30,942.05
401a3i	CONCRETE CLASS "A3" (UNDERGROUND)	Cu.m	1,756.47	5,966.80	15,731.23	5,863.62	29,318.11
401a3ii	CONCRETE CLASS "A3" (ON GROUND)	Cu.m	1,756.47	6,164.42	17,629.95	6,387.71	31,938.54
401a3iii	CONCRETE CLASS "A3" (ELEVATED)	Cu.m	1,830.83	5,967.73	18,331.17	6,532.43	32,662.15
401b	CONCRETE CLASS "B"	Cu.m	2,247.94	2,301.40	11,095.54	3,911.22	19,556.10
401ci	CONCRETE CLASS "C" (UNDERGROUND)	Cu.m	1,688.94	5,112.50	12,283.86	4,771.33	23,856.63
401cii	CONCRETE CLASS "C" (ON GROUND)	Cu.m	1,738.52	5,082.72	14,195.07	5,254.08	26,270.39
401ciii	CONCRETE CLASS "C" (ELEVATED)	Cu.m	1,738.52	5,110.63	14,883.80	5,433.24	27,166.19
401di	CONCRETE CLASS "D1"	Cu.m	2,738.56	5,966.80	20,033.51	7,184.72	35,923.59
401dii	CONCRETE CLASS "D2"	Cu.m	2,738.56	5,967.73	21,592.91	7,574.80	37,874.00
401diii	CONCRETE CLASS "D3"	Cu.m	2,738.56	5,967.73	22,972.60	7,919.72	39,598.61
401e	CONCRETE CLASS "Y"	Cu.m	1,756.47	4,037.62	18,239.00	6,008.27	30,041.35
401f	LEAN CONCRETE	Cu.m	1,470.81	1,864.78	8,598.72	2,983.58	14,917.90

Summary of Rate Analysis

Province: AJ & K
District: JHELUM VALLEY

Item No.	Description	Unit	Manpower	Plant & Equipment	Material	OH-Profit	Rate (Rs)
401gi	PRECAST CONCRETE CLASS "A1"	Cu.m	4,169.37	2,653.95	15,666.09	5,622.35	28,111.76
401gii	PRECAST CONCRETE CLASS "A3"	Cu.m	4,169.37	2,653.95	18,430.41	6,313.43	31,567.15
401giii	PRECAST CONCRETE CLASS "B"	Cu.m	4,169.37	3,279.53	13,089.55	5,134.61	25,673.06
401giv	PRECAST CONCRETE CLASS "D1"	Cu.m	2,971.47	5,967.73	20,108.47	7,261.92	36,309.59
401gv	PRECAST CONCRETE CLASS "D2"	Cu.m	2,971.47	5,967.73	21,667.87	7,651.77	38,258.84
401gvi	PRECAST CONCRETE CLASS "D3"	Cu.m	2,971.47	5,967.73	23,047.56	7,996.69	39,983.45
401h	PLUM (CYCLOPEAN / RUBBLE) CONCRETE (2:1 CONCRETE, STONE RATIO)	Cu.m	1,984.68	2,246.89	8,561.15	3,198.18	15,990.90
404a	REINFORCEMENT AS PER AASHTO M-31 GRADE 40	Ton	8,049.48	1,389.88	273,683.09	70,780.61	353,903.06
404 b	REINFORCEMENT AS PER AASHTO M-31 GRADE 60	Ton	8,049.48	1,389.88	275,783.09	71,305.61	356,528.06
404h	REINFORCEMENT (STRUCTURAL SHAPES) AS PER ASTM-A-36	Ton	4,450.60	3,105.90	319,493.49	81,762.50	408,812.49
405a	PRE-STRESSING WIRE STRAND 3/8" - 1/2" DIA COMPLETE IN ALL RESPECT	Ton	9,969.48	13,184.08	721,700.11	186,213.42	931,067.09
405b	LAUNCHING OF GIRDER	Ton	307.70	1,868.18	-	543.97	2,719.85
406a	PREMOULDED JOINT FILLER 12 mm THICK WITH BITUMASTIC JOINT SEAL	Sq.m	567.54	-	3,807.66	1,093.80	5,469.00
406b	NEOPRENE RUBBER JOINT FILLER 6 mm THICK WITH BITUMASTIC JOINT SEAL	Sq.m	382.92	-	9,873.20	2,564.03	12,820.15
406ci	STEEL EXPANSION JOINTS AS PER DESIGN LOCAL (PAKISTAN MAKE),PSQCA CERTIFIED	Kg	39.95	6.18	692.26	184.60	923.00
406cii	50 mm EXPANSION JOINT-NOSING TYPE WITH TWO ALUMINUM ALLOY SECTIONS AND ELASTOMERIC PROFILE IMPORTED (EUROPEAN/AMERICAN MAKE)	M	1,384.65	-	107,116.32	27,125.24	135,626.21
406ciii	50 mm EXPANSION JOINT-NOSING TYPE WITH TWO ALUMINUM ALLOY SECTIONS AND ELASTOMERIC PROFILE IMPORTED (WEST ASIAN MAKE)	M	1,384.65	-	94,707.23	24,022.97	120,114.85
406civ	110 mm EXPANSION JOINT-CANTILEVER SAW TEETH WITH TWO ALUMINUM ALLOY SECTIONS IMPORTED (EUROPEAN/AMERICAN MAKE)	M	1,384.65	-	398,895.80	100,070.11	500,350.56
406cv	110 mm EXPANSION JOINT-CANTILEVER SAW TEETH WITH TWO ALUMINUM ALLOY SECTIONS IMPORTED (WEST ASIAN MAKE)	M	1,384.65	-	338,913.98	85,074.66	425,373.29
406cvi	65 mm EXPANSION JOINT-NOSING-MOLDED VULCANIZED ELASTOMER SINGLE SECTION (ONE PIECE, MONOBLOCK) IMPORTED (EUROPEAN/AMERICAN MAKE)	M	1,384.65	-	81,017.03	20,600.42	103,002.10
406cvii	65 mm EXPANSION JOINT-NOSING-MOLDED VULCANIZED ELASTOMER SINGLE SECTION (ONE PIECE, MONOBLOCK) IMPORTED (WEST ASIAN MAKE)	M	1,384.65	-	71,381.57	18,191.56	90,957.78
406cviii	50 mm EXPANSION JOINT- TWO PROFILE ALLOY ALUMINUM 6063 T 6 CONTINUOUS CR PROFILE, SOCKETS STUDS LOCAL (PAKISTAN MAKE),PSQCA CERTIFIED	M	1,384.65	-	64,081.77	16,366.61	81,833.03
406cix	65 mm EXPANSION JOINT-W SECTION CR VULCANIZED MOLDED NOSING LOCAL (PAKISTAN MAKE),PSQCA CERTIFIED	M	1,384.65	-	61,632.48	15,754.28	78,771.41

Summary of Rate Analysis

Province: AJ & K
District: JHELUM VALLEY

Item No.	Description	Unit	Manpower	Plant & Equipment	Material	OH-Profit	Rate (Rs)
406cx	50 mm EXPANSION JOINT- INDIGENOUS TYPE 15MM THICK TWO VERTICAL STEEL PLATES WELDED 10MM THICK ROUND STEEL BARS LOCAL (PAKISTAN MAKE),PSQCA CERTIFIED	M	1,384.65	-	71,521.78	18,226.61	91,133.04
406cxi	110 mm EXPANSION JOINT SAW TEETH FOUR PROFILE ALUMINUM ALLOY 6063-T6 CONTINOUS CR PROFILE NOISE FREE LOCAL (PAKISTAN MAKE),PSQCA CERTIFIED	M	1,384.65	-	160,729.44	40,528.52	202,642.61
406cxii	80 mm EXPANSION JOINT STEEL GRADE EN10025 SOUND ISOLATED SILENT TYPE WITH SINUS PLATES IMPORTED (WEST ASIAN MAKE)	M	1,292.34	-	152,764.81	38,514.29	192,571.44
406cxiii	50 mm EXPANSION JOINT-NOSING TYPE WITH TWO ALUMINUM ALLOY SECTIONS AND ELASTOMERIC PROFILE IMPORTED (EAST ASIAN MAKE)	M	1,384.65	-	99,479.95	25,216.15	126,080.75
406cxiv	65 mm EXPANSION JOINT-NOSING-MOLDED VULCANIZED ELASTOMER SINGLE SECTION (ONE PIECE, MONOBLOCK) IMPORTED (EAST ASIAN MAKE)	M	1,384.65	-	79,495.21	20,219.97	101,099.83
406cxv	110 mm EXPANSION JOINT-CANTILEVER SAW TEETH WITH TWO ALUMINUM ALLOY SECTIONS IMPORTED (EAST ASIAN MAKE)	M	1,384.65	-	369,732.16	92,779.20	463,896.01
406cxvi	100 MM ELASTOMERIC MONOBLOCK EXPANSION JOINT MIDDLE TOP SURFACE VULCANIZED ALUMINUM WITH RUBBER IMPORTED (WEST ASIAN MAKE)	M	1,384.65	-	121,183.66	30,642.08	153,210.39
406cxvii	80 mm EXPANSION JOINT ZIGZAG FINGER DUAL STRUCTURE ALUMINUM LESS NOISE LOCAL (PAKISTAN MAKE),PSQCA CERTIFIED	M	1,384.65	-	118,544.13	29,982.20	149,910.98
406di	PVC WATER STOPS 6" SIZE (12 mm THICK)	M	338.48	-	1,655.33	498.45	2,492.25
406dii	PVC WATER STOPS 8" SIZE (12 mm THICK)	M	338.48	-	2,542.37	720.21	3,601.05
406e	ELASTOMERIC BEARING PADS (ACCORDING TO SIZE AND THICKNESS) LOCAL (PAKISTAN MAKE),PSQCA CERTIFIED	Cu.cm	0.08	-	7.52	1.90	9.50
406ei	ELASTOMERIC BEARING PADS (ACCORDING TO SIZE AND THICKNESS) IMPORTED (WEST ASIAN MAKE)	Cu.cm	0.10	-	8.44	2.14	10.68
406eii	ELASTOMERIC BEARING PADS (ACCORDING TO SIZE AND THICKNESS) IMPORTED (EUROPEAN/AMERICAN MAKE)	Cu.cm	0.10	-	12.54	3.16	15.80
406eiii	ELASTOMERIC BEARING PADS (ACCORDING TO SIZE AND THICKNESS) IMPORTED (EAST ASIAN MAKE)	Cu.cm	0.10	-	10.24	2.59	12.93
406f	ASPHALT FELT (3 PLY)	Sq.m	133.85	-	757.48	222.83	1,114.16
407di	CAST IN PLACE PILES UP TO 0.8 m DIA IN NORMAL SOIL (BORING ONLY)	M	718.42	7,436.56	676.70	2,207.92	11,039.60
407dii	CAST IN PLACE PILES UP TO 0.8 m DIA IN GRAVEL STRATA (BORING ONLY)	M	1,709.25	9,370.94	829.84	2,977.51	14,887.54
407diii	CAST IN PLACE PILES > 0.8 m UPTO 1 m DIA IN NORMAL SOIL (BORING ONLY)	M	786.69	8,566.00	734.12	2,521.70	12,608.50
407div	CAST IN PLACE PILES > 0.8 m UPTO 1 m DIA IN GRAVEL STRATA (BORING ONLY)	M	1,973.05	11,036.98	973.38	3,495.85	17,479.26
407dv	CAST IN PLACE PILES > 1 m UPTO 1.5 m DIA IN NORMAL SOIL (BORING ONLY)	M	1,005.35	16,488.52	1,564.60	4,764.62	23,823.08

Summary of Rate Analysis

Province: AJ & K
District: JHELUM VALLEY

Item No.	Description	Unit	Manpower	Plant & Equipment	Material	OH-Profit	Rate (Rs)
407dvi	CAST IN PLACE PILES > 1 m UPTO 1.5 m DIA IN GRAVEL STRATA (BORING ONLY)	M	4,295.36	24,345.57	1,564.62	7,551.39	37,756.94
407dvii	CAST IN PLACE PILES > 1.5 m UPTO 2 m DIA IN NORMAL SOIL (BORING ONLY)	M	1,488.99	23,662.84	2,282.62	6,858.61	34,293.06
407dviii	CAST IN PLACE PILES > 1.5 m UPTO 2 m DIA IN GRAVEL STRATA (BORING ONLY)	M	6,156.96	35,435.58	2,282.62	10,968.79	54,843.96
407ki	CONFIRMATORY BORING IN SOIL STRATA (NX SIZE) INCLUDING TESTING AND REPORTING	M	701.56	2,948.06	4,237.85	1,971.87	9,859.34
407kii	CONFIRMATORY BORING IN GRAVEL STRATA (NX SIZE) INCLUDING TESTING AND REPORTING	M	1,403.11	5,828.20	3,055.84	2,571.79	12,858.94
407kiii	CONFIRMATORY BORING IN ROCK STRATA (NX SIZE) INCLUDING TESTING AND REPORTING	M	2,806.22	11,537.26	963.34	3,826.70	19,133.52
407s	PILE LOAD TEST UPTO 550 TON	Each	33,231.60	194,249.36	1,498,314.00	431,448.74	2,157,243.70
407t	PILE LOAD TEST UPTO 800 TON	Each	40,616.40	212,989.28	2,186,776.00	610,095.42	3,050,477.10
407u	PILE LOAD TEST UPTO 1000 TON	Each	40,616.40	212,989.28	2,733,470.00	746,768.92	3,733,844.60
407v	PILE LOAD TEST UPTO 1200 TON	Each	40,616.40	212,989.28	3,217,764.00	867,842.42	4,339,212.10
407w	PILE LOAD TEST UPTO 1500 TON	Each	40,616.40	212,989.28	3,893,205.00	1,036,702.67	5,183,513.35
407x	PILE LOAD TEST UPTO 2000 TON	Each	40,616.40	212,989.28	4,379,205.00	1,158,202.67	5,791,013.35
407y	PILE LOAD TEST UPTO 2500 TON	Each	40,616.40	256,253.12	4,865,205.00	1,290,518.63	6,452,593.15
407l	PERMANENT PILE CASING FOR PILES	Ton	2,530.83	16,752.87	372,056.09	97,834.95	489,174.75
410	BRICK WORK	Cu.m	1,506.49	856.36	13,650.46	4,003.33	20,016.64
411a	STONE MASONRY RANDOM DRY	Cu.m	1,203.11	497.65	4,440.82	1,535.39	7,676.96
411b	STONE MASONRY RANDOM WITH MORTAR	Cu.m	1,280.03	690.27	8,716.76	2,671.77	13,358.83
411c	STONE MASONRY DRESSED UNCOURSED DRY	Cu.m	1,895.43	497.65	5,102.15	1,873.81	9,369.04
411d	STONE MASONRY DRESSED UNCOURSED WITH MORTAR	Cu.m	2,233.90	690.27	9,064.59	2,997.19	14,985.95
411g	ROLL POINTING	Sq.m	252.93	44.54	298.95	149.11	745.53
412a	STONE MASONRY DRESSED COURSED WITH MORTAR	Cu.m	2,895.45	1,045.73	9,064.59	3,251.45	16,257.23
501a	R . C . C. PIPE CULVERT AASHTO-M 170 CLASS II DIA 310 mm	M	496.94	2,252.48	2,366.68	1,279.03	6,395.13
501b	R . C . C. PIPE CULVERT AASHTO-M 170 CLASS II DIA 380 mm	M	513.86	2,278.33	2,989.78	1,445.49	7,227.45
501c	R . C . C. PIPE CULVERT AASHTO-M 170 CLASS II DIA 460 mm	M	833.87	2,309.34	3,520.25	1,665.87	8,329.33
501d	R . C . C. PIPE CULVERT AASHTO-M 170 CLASS II DIA 610 mm	M	931.49	2,333.98	5,239.53	2,126.25	10,631.26
501e	R . C . C. PIPE CULVERT AASHTO-M 170 CLASS II DIA 760 mm	M	1,034.99	2,289.42	10,684.99	3,502.35	17,511.75
501f	R . C . C. PIPE CULVERT AASHTO-M 170 CLASS II DIA 910 mm	M	1,195.84	2,399.95	15,257.54	4,713.33	23,566.65
501g	R . C . C. PIPE CULVERT AASHTO-M 170 CLASS II DIA 1070 mm	M	1,386.46	2,713.40	20,790.00	6,222.47	31,112.33

Summary of Rate Analysis

Province: AJ & K
District: JHELUM VALLEY

Item No.	Description	Unit	Manpower	Plant & Equipment	Material	OH-Profit	Rate (Rs)
501h	R . C . C. PIPE CULVERT AASHTO-M 170 CLASS II DIA 1220 mm	M	1,683.56	3,074.90	25,797.40	7,638.97	38,194.83
501i	R . C . C. PIPE CULVERT AASHTO-M 170 CLASS II DIA 1520 mm	M	2,169.29	3,609.38	43,880.27	12,414.73	62,073.66
501j	R . C . C. PIPE CULVERT AASHTO-M 170 CLASS IV DIA 310 mm	M	496.94	2,252.48	2,983.32	1,433.19	7,165.93
501k	R . C . C. PIPE CULVERT AASHTO-M 170 CLASS IV DIA 380 mm	M	513.86	2,278.33	3,601.50	1,598.42	7,992.10
501l	R . C . C. PIPE CULVERT AASHTO-M 170 CLASS IV DIA 460 mm	M	833.87	2,309.34	4,341.89	1,871.28	9,356.38
501m	R . C . C. PIPE CULVERT AASHTO-M 170 CLASS IV DIA 610 mm	M	931.49	2,333.98	8,166.93	2,858.10	14,290.51
501n	R . C . C. PIPE CULVERT AASHTO-M 170 CLASS IV DIA 760 mm	M	1,034.99	2,289.42	12,907.19	4,057.90	20,289.50
501o	R . C . C. PIPE CULVERT AASHTO-M 170 CLASS IV DIA 910 mm	M	1,195.84	2,399.95	19,126.30	5,680.52	28,402.60
501p	R . C . C. PIPE CULVERT AASHTO-M 170 CLASS IV DIA 1070 mm	M	1,386.46	2,713.40	24,953.14	7,263.25	36,316.25
501q	R . C . C. PIPE CULVERT AASHTO-M 170 CLASS IV DIA 1220 mm	M	1,683.56	3,074.90	34,160.40	9,729.72	48,648.58
501r	R . C . C. PIPE CULVERT AASHTO-M 170 CLASS IV DIA 1520 mm	M	2,169.29	3,609.38	70,515.48	19,073.54	95,367.69
502a	GRANULAR MATERIAL IN BED TO CONCRETE PIPE CULVERT	Cu.m	500.53	374.12	3,545.87	1,105.13	5,525.64
502b	CONCRETE CLASS "B" IN BEDDING AND ENCASEMENT CONCRETE PIPE CULVERT	Cu.m	2,535.13	1,813.52	12,475.23	4,205.97	21,029.85
507a	STEEL WIRE MESH (9 SWG) FOR GABIONS	Kg	25.90	-	410.17	109.02	545.09
507b	ROCK FILL IN GABIONS	Cu.m	492.32	-	3,255.57	936.97	4,684.86
508a	BRICK PAVING (SINGLE COURSE)	Sq.m	523.70	22.83	903.49	362.51	1,812.53
508b	BRICK PAVING (DOUBLE COURSE)	Sq.m	923.71	42.67	1,806.70	693.27	3,466.35
509a	RIP RAP CLASS "A"	Cu.m	1,529.88	204.39	3,542.36	1,319.16	6,595.78
509b	RIP RAP CLASS "B"	Cu.m	1,628.21	121.62	3,624.23	1,343.52	6,717.58
509c	RIP RAP CLASS "C"	Cu.m	1,707.73	96.13	3,736.56	1,385.11	6,925.54
509ci	RIP RAP CLASS "D" (101 kg TO 150 kg)	Cu.m	1,051.30	899.16	3,954.23	1,476.17	7,380.86
509d	GROUTED RIP RAP CLASS "A"	Cu.m	1,849.89	335.33	7,918.18	2,525.85	12,629.25
509e	GROUTED RIP RAP CLASS "B"	Cu.m	2,305.09	252.55	7,664.41	2,555.52	12,777.58
509f	GROUTED RIP RAP CLASS "C"	Cu.m	2,648.26	205.25	7,481.04	2,583.64	12,918.19
509fi	GROUTED RIP RAP CLASS "D" (101 kg TO 150 kg)	Cu.m	2,648.26	1,228.03	7,574.24	2,862.63	14,313.15
509g	REINFORCED CONCRETE SLOPE PROTECTION 20 cm THICK EXCLUDING REINFORCEMENT	Cu.m	2,449.65	1,411.49	15,488.21	4,837.34	24,186.69
509h	FILTER LAYER OF GRANULAR MATERIAL	Cu.m	260.15	466.85	3,535.55	1,065.64	5,328.19
510	DISMANTLING OF STRUCTURE AND OBSTRUCTIONS	Cu.m	883.10	1,551.38	-	608.62	3,043.10

Summary of Rate Analysis

Province: AJ & K
District: JHELUM VALLEY

Item No.	Description	Unit	Manpower	Plant & Equipment	Material	OH-Profit	Rate (Rs)
511a1	DRY STONE PITCHING (15-20 cm THICK)	Sq.m	412.32	142.19	624.91	294.85	1,474.26
511a2	DRY STONE PITCHING (20-25 cm THICK)	Sq.m	471.22	162.50	803.56	359.32	1,796.60
511b1	GROUTED STONE PITCHING (15-20 cm THICK) WITH BITUMEN JOINTS	Sq.m	393.86	95.31	2,230.04	679.80	3,399.00
511b2	GROUTED STONE PITCHING (20-25 cm THICK) WITH BITUMEN JOINTS	Sq.m	450.12	108.93	2,789.89	837.23	4,186.16
511b3	GROUTED STONE PITCHING (15-20 cm THICK) WITH PCC BANDS (PAID SEPERATLY)	Sq.m	361.55	95.31	1,523.76	495.16	2,475.78
511b4	GROUTED STONE PITCHING (20-25 cm THICK) WITHIN P.C.C. BANDS (PAID SEPERATELY)	Sq.m	413.20	108.93	1,901.39	605.88	3,029.40
513a	FIBER GLASS REINFORCED POLYESTER GRATING SIZE (600 mm X 600 mm) CLASS D 400 WITH FRAME (IMPORTED)	Each	627.71	1,310.18	83,375.57	21,328.37	106,641.84
513b	FIBER GLASS REINFORCED POLYESTER GRATING SIZE (876 mm X 603 mm) CLASS C 250 WITH FRAME (IMPORTED)	Each	627.71	1,310.18	101,890.46	25,957.09	129,785.44
601aii	R.C.C. NEW JERSEY BARRIER (IN-SITU) FOR MEDIAN DOUBLE FACE 810 mm ABOVE GROUND (INCL. REINFORCEMENT) - AS PER AMENDED DRAWING CSR-2022	M	784.48	1,605.05	9,924.18	3,078.43	15,392.13
601aiii	R.C.C. NEW JERSEY BARRIER (IN-SITU) FOR MEDIAN DOUBLE FACE 1010 mm ABOVE GROUND (INCL. REINFORCEMENT) - AS PER AMENDED DRAWING CSR-2022	M	784.48	1,641.69	10,952.20	3,344.59	16,722.95
601aiv	R.C.C. NEW JERSEY BARRIER (IN-SITU SLIP FORMED) FOR MEDIAN DOUBLE FACE 810 mm ABOVE GROUND (INCL. REINFORCEMENT)-AS PER AMENDED DRAWING CSR-2022	M	203.18	2,375.84	8,911.69	2,872.68	14,363.39
601av	R.C.C. NEW JERSEY BARRIER (IN-SITU SLIP FORMED) FOR MEDIAN DOUBLE FACE 1010 mm ABOVE GROUND (INCL. REINFORCEMENT)-AS PER AMENDED DRAWING CSR-2022	M	203.18	2,414.73	9,248.96	2,966.72	14,833.58
601di	PRECAST CURB IN CONCRETE CLASS A-1 OF SIZE 450 x 150 mm INCL. BEDDING & HAUNCHING	M	131.70	227.50	1,747.07	526.57	2,632.83
601dii	R.C.C. NEW JERSEY BARRIER (PRE-CAST) FOR MEDIAN DOUBLE FACE 810 mm ABOVE GROUND (INCL. REINFORCEMENT)-AS PER AMENDED DRAWING CSR 2022	M	340.94	993.15	13,997.01	3,832.78	19,163.88
601diii	R.C.C. NEW JERSEY BARRIER (PRE-CAST) FOR MEDIAN DOUBLE FACE 1010 mm ABOVE GROUND (INCL. REINFORCEMENT)-AS PER AMENDED DRAWING CSR 2022	M	340.94	962.17	15,324.42	4,156.88	20,784.41
603	BRICK EDGING	M	44.62	-	167.52	53.04	265.18
604a	METAL GUARD RAIL	M	139.27	74.83	7,755.82	1,992.48	9,962.41
604b	METAL GUARD RAIL END PIECES	Each	461.55	284.37	7,233.61	1,994.88	9,974.41
604d	STEEL POST FOR METAL GUARD RAIL	Each	264.62	259.00	8,870.44	2,348.52	11,742.59
605a	CONCRETE BEAM GUARDRAIL (INCL. REINFORCEMENT)	Cu.m	6,234.02	907.58	46,189.53	13,332.78	66,663.91
605c	CONCRETE POST FOR GUARDRAIL (INCL REINFORCEMENT)	Cu.m	6,234.02	907.58	46,069.26	13,302.72	66,513.58

Summary of Rate Analysis

Province: AJ & K
District: JHELUM VALLEY

Item No.	Description	Unit	Manpower	Plant & Equipment	Material	OH-Profit	Rate (Rs)
607ai	TRAFFIC SIGN CAT 1i - 90 cm SIGN BOARD IN HIGH INTENSITY REFLECTIVE SHEET LAMINATED ON 1.8 mm THICK G.I SHEET WITH G.I PIPE DIA 3" AND THICKNESS 8 GUAGE	Each	1,374.39	715.82	24,650.71	6,685.23	33,426.16
607aai	TRAFFIC SIGN CAT 1ii - 105 cm SIGN BOARD IN HIGH INTENSITY REFLECTIVE SHEET LAMINATED ON 1.8 mm THICK G.I SHEET WITH G.I PIPE DIA 3" AND THICKNESS 8 GUAGE	Each	1,224.94	663.38	26,691.76	7,145.02	35,725.10
607aiii	TRAFFIC SIGN CAT 1iii - 120 cm SIGN BOARD IN HIGH INTENSITY REFLECTIVE SHEET LAMINATED ON 1.8 mm THICK G.I SHEET WITH G.I PIPE DIA 3" AND THICKNESS 8 GUAGE	Each	1,374.39	715.82	32,214.46	8,576.17	42,880.85
607aiv	TRAFFIC SIGN CAT 1i - 90 cm DIGITAL PRINTING SIGN BOARD IN HIGH INTENSITY REFLECTIVE SHEET LAMINATED ON 1.8 mm THICK G.I SHEET WITH G.I PIPE DIA 3" AND THICKNESS 8 GUAGE	Each	1,374.39	715.82	25,740.16	6,957.60	34,787.98
607av	TRAFFIC SIGN CAT 1ii - 105 CM DIGITAL PRINTING SIGN BOARD IN HIGH INTENSITY REFLECTIVE SHEET LAMINATED ON 1.8 mm THICK G.I SHEET WITH G.I PIPE DIA 3" AND THICKNESS 8 GUAGE	Each	1,374.39	715.82	29,682.81	7,943.26	39,716.29
607avi	TRAFFIC SIGN CAT 1iii - 120 cm DIGITAL PRINTING SIGN BOARD IN HIGH INTENSITY REFLECTIVE SHEET LAMINATED ON 1.8 mm THICK G.I SHEET WITH G.I PIPE DIA 3" AND THICKNESS 8 GUAGE	Each	1,374.39	715.82	34,151.26	9,060.37	45,301.85
607bi	TRAFFIC SIGN CAT 2i - 90 cm SIGN BOARD IN HIGH INTENSITY REFLECTIVE SHEET LAMINATED ON 1.8 mm THICK G.I SHEET WITH G.I PIPE DIA 3" AND THICKNESS 8 GUAGE	Each	1,517.99	512.79	30,218.08	8,062.22	40,311.08
607bii	TRAFFIC SIGN CAT 2ii - 105 cm SIGN BOARD IN HIGH INTENSITY REFLECTIVE SHEET LAMINATED ON 1.8 mm THICK G.I SHEET WITH G.I PIPE DIA 3" AND THICKNESS 8 GUAGE	Each	1,517.99	512.79	35,680.49	9,427.82	47,139.09
607biii	TRAFFIC SIGN CAT 2iii - 120 cm SIGN BOARD IN HIGH INTENSITY REFLECTIVE SHEET LAMINATED ON 1.8 mm THICK G.I SHEET WITH G.I PIPE DIA 3" AND THICKNESS 8 GUAGE	Each	1,517.99	512.79	41,983.27	11,003.51	55,017.56
607biv	TRAFFIC SIGN CAT 2i - 90 cm DIGITAL PRINTING SIGN BOARD IN HIGH INTENSITY REFLECTIVE SHEET LAMINATED ON 1.8 mm THICK G.I SHEET WITH G.I PIPE DIA 3" AND THICKNESS 8 GUAGE	Each	1,517.99	512.79	32,265.26	8,574.01	42,870.05
607bv	TRAFFIC SIGN CAT 2ii - 105 cm DIGITAL PRINTING SIGN BOARD IN HIGH INTENSITY REFLECTIVE SHEET LAMINATED ON 1.8 mm THICK G.I SHEET WITH G.I PIPE DIA 3" AND THICKNESS 8 GUAGE	Each	1,517.99	512.79	38,008.58	10,009.84	50,049.20
607bvi	TRAFFIC SIGN CAT 2iii - 120 cm DIGITAL PRINTING SIGN BOARD IN HIGH INTENSITY REFLECTIVE SHEET LAMINATED ON 1.8 mm THICK G.I SHEET WITH G.I PIPE DIA 3" AND THICKNESS 8 GUAGE	Each	1,517.99	512.79	45,024.04	11,763.71	58,818.53
607ci	TRAFFIC SIGN CAT 3A SIGN BOARD IN HIGH INTENSITY REFLECTIVE SHEET LAMINATED ON 1.8 mm THICK G.I SHEET WITH G.I PIPE DIA 3" AND THICKNESS 8 GUAGE	Each	1,517.99	925.76	40,391.90	10,708.91	53,544.56

Summary of Rate Analysis

Province: AJ & K
District: JHELUM VALLEY

Item No.	Description	Unit	Manpower	Plant & Equipment	Material	OH-Profit	Rate (Rs)
607cii	TRAFFIC SIGN CAT 3A DIGITAL PRINTING SIGN BOARD IN HIGH INTENSITY REFLECTIVE SHEET LAMINATED ON 1.8 mm THICK G.I SHEET WITH G.I PIPE DIA 3" AND THICKNESS 8 GUAGE	Each	1,517.99	925.76	43,081.90	11,381.41	56,907.06
607di	TRAFFIC SIGN CAT 3B SIGN BOARD IN HIGH INTENSITY REFLECTIVE SHEET LAMINATED ON 1.8 mm THICK G.I SHEET WITH G.I PIPE DIA 4" AND THICKNESS 8 GUAGE	Each	1,517.99	925.76	70,129.09	18,143.21	90,716.05
607dii	TRAFFIC SIGN CAT 3B DIGITAL PRINTING SIGN BOARD IN HIGH INTENSITY REFLECTIVE SHEET LAMINATED ON 1.8 mm THICK G.I SHEET WITH G.I PIPE DIA 4" AND THICKNESS 8 GUAGE	Each	1,517.99	925.76	75,509.09	19,488.21	97,441.05
607ei	TRAFFIC ROAD SIGN CATEGORY 3C (UP TO 3 Sq.m) - SIGN BOARD IN HIGH INTENSITY REFLECTIVE SHEET LAMINATED ON 1.8 mm THICK G.I SHEET WITH G.I PIPE DIA 4" AND THICKNESS 8 GUAGE	Sq.m	534.55	553.51	46,035.30	11,780.84	58,904.21
607eii	TRAFFIC ROAD SIGN CATEGORY 3C (UP TO 5 Sq.m)-SIGN BOARD IN HIGH INTENSITY REFLECTIVE SHEET LAMINATED ON 1.8 mm THICK G.I SHEET WITH G.I PIPE DIA 4" AND THICKNESS 8 GUAGE	Sq.m	653.56	300.60	39,562.36	10,129.13	50,645.64
607eiii	TRAFFIC ROAD SIGN CATEGORY 3C (UP TO 10 Sq.m)-SIGN BOARD IN HIGH INTENSITY REFLECTIVE SHEET LAMINATED ON 1.8 mm THICK G.I SHEET WITH G.I PIPE DIA 6" THICKNESS AS PER SCHEDULE 40	Sq.m	756.95	308.47	37,374.40	9,609.96	48,049.78
607eiv	TRAFFIC ROAD SIGN CATEGORY 3C (UP TO 15 Sq.m)-SIGN BOARD IN HIGH INTENSITY REFLECTIVE SHEET LAMINATED ON 1.8 mm THICK G.I SHEET WITH G.I PIPE DIA 8" THICKNESS AS PER SCHEDULE 40	Sq.m	841.05	316.61	38,548.48	9,926.54	49,632.69
607ev	TRAFFIC ROAD SIGN CATEGORY 3C (UP TO 3 sq.m) - DIGITAL PRINTING SIGN BOARD IN HIGH INTENSITY REFLECTIVE SHEET LAMINATED ON 1.8 mm THICK G.I SHEET WITH G.I PIPE DIA 4" AND THICKNESS 8 GUAGE	Sq.m	534.55	553.51	48,725.30	12,453.34	62,266.71
607evi	TRAFFIC ROAD SIGN CATEGORY 3C (UP TO 5 Sq.m)-DIGITAL PRINTING SIGN BOARD IN HIGH INTENSITY REFLECTIVE SHEET LAMINATED ON 1.8 mm THICK G.I SHEET WITH G.I PIPE DIA 4" AND THICKNESS 8 GUAGE	Sq.m	653.56	300.60	42,252.36	10,801.63	54,008.14
607evii	TRAFFIC ROAD SIGN CATEGORY 3C (UP TO 10 Sq.m)-DIGITAL PRINTING SIGN BOARD IN HIGH INTENSITY REFLECTIVE SHEET LAMINATED ON 1.8 mm THICK G.I SHEET WITH G.I PIPE DIA 6" THICKNESS AS PER SCHEDULE 40	Sq.m	756.95	308.47	40,064.40	10,282.46	51,412.28
607eviii	TRAFFIC ROAD SIGN CATEGORY 3C (UP TO 15 Sq.m)-DIGITAL PRINTING SIGN BOARD IN HIGH INTENSITY REFLECTIVE SHEET LAMINATED ON 1.8 mm THICK G.I SHEET WITH G.I PIPE DIA 8" THICKNESS AS PER SCHEDULE 40	Sq.m	841.05	316.61	41,238.48	10,599.04	52,995.19
607fi	ADDITIONAL PANEL SIZE 60 cm X 30 cm SIGN BOARD IN HIGH INTENSITY REFLECTIVE SHEET LAMINATED ON 1.8 mm THICK G.I SHEET	Each	695.40	-	4,282.14	1,244.39	6,221.93
607fii	ADDITIONAL PANEL SIZE 60 cm X 30 cm DIGITAL PRINTING SIGN BOARD IN HIGH INTENSITY REFLECTIVE SHEET LAMINATED ON 1.8 mm THICK G.I SHEET	Each	695.40	-	4,766.34	1,365.44	6,827.18

Summary of Rate Analysis

Province: AJ & K
District: JHELUM VALLEY

Item No.	Description	Unit	Manpower	Plant & Equipment	Material	OH-Profit	Rate (Rs)
607gi	ADDITIONAL PANEL SIZE 90 cm X 30 cm SIGN BOARD IN HIGH INTENSITY REFLECTIVE SHEET LAMINATED ON 1.8 mm THICK G.I SHEET	Each	695.40	-	6,423.22	1,779.66	8,898.28
607gii	ADDITIONAL PANEL SIZE 90 cm X 30 cm DIGITAL PRINTING SIGN BOARD IN HIGH INTENSITY REFLECTIVE SHEET LAMINATED ON 1.8 mm THICK G.I SHEET	Each	695.40	-	7,149.52	1,961.23	9,806.15
607i	PROVIDING AND FIXING ANTIGLARE SHIELD (200 mm x 800 mm) MADE UP OF POLY-PROPYLENE COPOLYMER MATERIAL GREEN COLOR UV PROTECTED INCLUDING INSTALLATION WITH ANCHOR BOLTS FIXED WITH EPOXY	Each	26.05	26.58	933.90	246.64	1,233.18
608b1	PAVEMENT MARKING IN NON-REFLECTIVE CR PAINT FOR LINES OF 15 cm WIDTH	M	5.91	6.22	55.80	16.98	84.91
608b2	PAVEMENT MARKING IN NON-REFLECTIVE TP PAINT FOR LINES OF 15 cm WIDTH	M	5.91	8.70	95.00	27.40	137.01
608c1	PAVEMENT MARKING IN NON-REFLECTIVE CR PAINT FOR LINES OF 20 cm WIDTH	M	5.91	6.22	66.96	19.77	98.86
608c2	PAVEMENT MARKING IN NON-REFLECTIVE TP PAINT FOR LINES OF 20 cm WIDTH	M	5.91	7.60	116.53	32.51	162.55
608d1	PAVEMENT MARKING IN NON-REFLECTIVE CR PAINT FOR 4 m ARROWS	Each	224.01	280.80	410.24	228.76	1,143.81
608d2	PAVEMENT MARKING IN NON-REFLECTIVE TP PAINT FOR 4 m ARROWS	Each	373.35	633.51	698.25	426.28	2,131.39
608h1	PAVEMENT MARKING IN REFLECTIVE CR PAINT FOR LINES OF 15 cm WIDTH	M	7.38	7.02	60.40	18.70	93.50
608h2	PAVEMENT MARKING IN REFLECTIVE TP PAINT FOR LINES OF 15 cm WIDTH	M	7.38	9.50	137.81	38.67	193.36
608i1	PAVEMENT MARKING IN REFLECTIVE CR PAINT FOR LINES OF 20 cm WIDTH	M	7.38	7.02	72.48	21.72	108.60
608i2	PAVEMENT MARKING IN REFLECTIVE TP PAINT FOR LINES OF 20 cm WIDTH	M	7.38	9.50	168.93	46.46	232.28
608j1	PAVEMENT MARKING IN REFLECTIVE CR PAINT FOR 4 m ARROWS	Each	224.01	280.80	507.36	253.04	1,265.21
608j2	PAVEMENT MARKING IN REFLECTIVE TP PAINT FOR 4 m ARROWS	Each	373.35	541.79	964.03	469.79	2,348.95
608n1	PAVEMENT MARKING IN NON REFLECTIVE CR PAINT FOR STOP	Each	112.00	140.40	680.76	233.29	1,166.46
608n2	PAVEMENT MARKING IN NON REFLECTIVE TP PAINT FOR STOP	Each	112.00	190.05	1,014.13	329.05	1,645.23
608n3	PAVEMENT MARKING IN REFLECTIVE CR PAINT FOR STOP	Each	112.00	140.40	736.88	247.32	1,236.61
608n4	PAVEMENT MARKING IN REFLECTIVE TP PAINT FOR STOP	Each	163.70	82.55	1,400.13	411.60	2,057.98
609c	REFLECTORISED ALUMINUM PAVEMENT STUD (RAISED PROFILE TYPE - SINGLE) 100 mm x100 mm	Each	56.62	69.79	646.09	193.13	965.63
609ci	REFLECTORISED PLASTIC PAVEMENT STUD (RAISED PROFILE TYPE - SINGLE) 100 mm x100 mm	Each	36.62	20.00	417.52	118.54	592.68
609d	REFLECTORISED ALUMINUM PAVEMENT STUD (RAISED PROFILE TYPE - DOUBLE) 100 mm x100 mm	Each	56.62	69.79	786.09	228.13	1,140.63

Summary of Rate Analysis

Province: AJ & K
District: JHELUM VALLEY

Item No.	Description	Unit	Manpower	Plant & Equipment	Material	OH-Profit	Rate (Rs)
609di	REFLECTORISED PLASTIC PAVEMENT STUD (RAISED PROFILE TYPE - DOUBLE) 100 mm x100 mm	Each	36.62	20.00	437.52	123.54	617.68
610b	RIGHT OF WAY MARKER AS PER AMENDED DRAWING CSR-2022	Each	429.76	453.11	2,635.48	879.59	4,397.94
610c	KILOMETER POST	Each	553.86	1,137.48	5,453.00	1,786.09	8,930.43
610d	TEN KILOMETER POST	Each	1,107.73	2,274.96	14,499.93	4,470.66	22,353.28
611a	GALVANIZED WIRE MESH FENCE 1500 mm HIGH WITH PRECAST PRESTRESSED R.C.C. POSTS COMPLETE IN ALL RESPECTS AS PER M2 STANDARD	M	701.56	227.50	4,204.14	1,283.30	6,416.49
612a	FURNISHING AND PLANTING OF TREES (LOCAL INHABITANT) INCL MAINTENANCE FOR 2 YEARS	Each	656.06	2,147.34	27.00	707.60	3,538.00
613a	SPRIGGING (INCL 2 MONTHS MAINTENANCE)	Sq.m	23.06	42.31	61.03	31.60	158.01
613b	SODDING (INCL 2 MONTHS MAINTENANCE)	Sq.m	23.06	42.31	225.63	72.75	363.75
613c	PLACING OF TOP SOIL USING SWEET EARTH	Sq.m	2.20	8.38	52.88	15.87	79.33
613d	MAINTENANCE OF SPRIGGING/SODDING PER SQM PER ADDITIONAL MONTH	Sq.m/Month	7.61	16.70	3.00	6.83	34.14



MINISTRY OF COMMUNICATIONS
GOVERNMENT OF PAKISTAN
ISLAMABAD

COMPOSITE SCHEDULE OF RATES

JANUARY 2024

K □ □ □ □

Summary of Rate Analysis

Province: AJ & K
District: KOTLI

Item No.	Description	Unit	Manpower	Plant & Equipment	Material	OH-Profit	Rate (Rs)
101	CLEARING AND GRUBBING	Sq.m	2.77	34.34	-	9.28	46.39
102a	REMOVAL OF TREES 150 - 300 mm GIRTH	Each	71.03	991.02	48.56	277.65	1,388.26
102b	REMOVAL OF TREES 301 - 600 mm GIRTH	Each	131.20	1,539.59	218.50	472.32	2,361.61
102c	REMOVAL OF TREES 601 mm OR OVER GIRTH	Each	629.76	2,959.80	1,165.34	1,188.73	5,943.63
103	STRIPPING	Cu.m	14.87	522.32	-	134.30	671.49
104	COMPACTION OF NATURAL GROUND	Sq.m	2.57	33.32	1.76	9.41	47.06
106a	EXCAVATE UNSUITABLE COMMON MATERIAL	Cu.m	22.86	436.89	-	114.94	574.69
106bi	EXCAVATE UNSUITABLE HARD ROCK MATERIAL	Cu.m	80.90	1,330.83	91.89	375.91	1,879.53
106bii	EXCAVATE UNSUITABLE MEDIUM ROCK MATERIAL	Cu.m	60.67	968.89	-	257.39	1,286.95
106biii	EXCAVATE UNSUITABLE SOFT ROCK MATERIAL	Cu.m	47.00	707.12	-	188.53	942.65
106c	EXCAVATE SURPLUS COMMON MATERIAL	Cu.m	22.86	436.89	-	114.94	574.69
106di	EXCAVATE SURPLUS HARD ROCK MATERIAL	Cu.m	80.90	1,330.83	91.89	375.91	1,879.53
106dii	EXCAVATE SURPLUS MEDIUM ROCK MATERIAL	Cu.m	60.67	968.89	-	257.39	1,286.95
106diii	EXCAVATE SURPLUS SOFT ROCK MATERIAL	Cu.m	47.00	707.12	-	188.53	942.65
107a	STRUCTURAL EXCAVATION IN COMMON MATERIAL	Cu.m	44.92	354.38	-	99.83	499.14
107b	STRUCTURAL EXCAVATION IN COMMON MATERIAL BELOW WATER LEVEL (WHERE DEWATERING IS PERFORMED BY PUMP FOR STRUCTURES ONLY)	Cu.m	310.78	957.77	317.74	396.57	1,982.86
107ci	STRUCTURAL EXCAVATION IN HARD ROCK MATERIAL	Cu.m	80.90	1,100.12	91.89	318.23	1,591.14
107cii	STRUCTURAL EXCAVATION IN MEDIUM ROCK MATERIAL	Cu.m	60.77	777.50	-	209.57	1,047.84
107ciii	STRUCTURAL EXCAVATION IN SOFT ROCK MATERIAL	Cu.m	47.00	540.47	-	146.87	734.34
107d	GRANULAR BACKFILL	Cu.m	181.54	489.40	3,611.55	1,070.62	5,353.11
107e	COMMON BACK FILL	Cu.m	141.54	212.50	11.70	91.44	457.18
108a	FORMATION OF EMBANKMENT FROM ROADWAY EXCAVATION IN COMMON MATERIAL	Cu.m	42.26	532.34	11.70	146.58	732.88
108bi	FORMATION OF EMBANKMENT FROM ROADWAY EXCAVATION IN HARD ROCK MATERIAL	Cu.m	96.80	1,735.42	91.89	481.03	2,405.14
108bii	FORMATION OF EMBANKMENT FROM ROADWAY EXCAVATION IN MEDIUM ROCK MATERIAL	Cu.m	73.90	1,322.25	11.70	351.96	1,759.81
108biii	FORMATION OF EMBANKMENT FROM ROADWAY EXCAVATION IN SOFT ROCK MATERIAL	Cu.m	64.69	991.36	11.70	266.94	1,334.69
108c	FORMATION OF EMBANKMENT FROM BORROW EXCAVATION IN COMMON MATERIAL	Cu.m	41.54	510.66	63.90	154.03	770.13
108d	FORMATION OF EMBANKMENT FROM STRUCTURAL EXCAVATION IN COMMON MATERIAL	Cu.m	41.00	251.66	11.70	76.09	380.45
108e	FORMATION OF EMBANKMENT FROM STRUCTURAL EXCAVATION IN ANY TYPE OF ROCK MATERIAL	Cu.m	71.64	328.61	11.70	102.99	514.94
109a	SUBGRADE PREPARATION IN EARTH CUT	Sq.m	7.71	143.56	3.51	38.70	193.48
109bi	SUBGRADE PREPARATION IN EXISTING ROAD WITHOUT ANY FILL	Sq.m	5.07	127.17	3.12	33.84	169.20
110	IMPROVED SUB-GARDE (CBR>20%)	Cu.m	37.43	615.16	861.46	378.51	1,892.56

Summary of Rate Analysis

Province: AJ & K
District: KOTLI

Item No.	Description	Unit	Manpower	Plant & Equipment	Material	OH-Profit	Rate (Rs)
114a	DRESSING OF BERM WITHOUT EXTRA MATERIAL	Sq.m	4.55	39.62	1.76	11.48	57.41
114b	DRESSING OF BERM WITH EXTRA MATERIAL	Sq.m	6.50	40.44	16.43	15.84	79.20
201	GRANULAR SUBBASE	Cu.m	58.83	502.36	3,222.56	945.94	4,729.70
202i	AGGREGATE BASE COURSE (WITH PAVER)	Cu.m	89.51	945.43	3,842.32	1,219.32	6,096.58
202ii	AGGREGATE BASE COURSE (WITH GRADER)	Cu.m	89.51	755.58	3,842.32	1,171.86	5,859.28
203a	ASPHALTIC BASE COURSE PLANT MIX (CLASS "A")	Cu.m	305.53	4,504.39	22,727.27	6,884.30	34,421.49
203b	ASPHALTIC BASE COURSE PLANT MIX (CLASS "B")	Cu.m	305.53	4,504.39	23,385.71	7,048.91	35,244.54
203c	ASPHALTIC LEVELLING COURSE PLANT MIX (CLASS "A")	Cu.m	305.53	4,503.40	23,102.02	6,977.74	34,888.69
203d	ASPHALTIC LEVELLING COURSE PLANT MIX (CLASS "B")	Cu.m	305.53	4,503.40	23,573.18	7,095.53	35,477.64
204b	CEMENT STABILIZED BASE	Cu.m	149.59	985.05	5,590.61	1,681.31	8,406.56
204c	CEMENT CONTENT	Ton	615.40	-	28,422.24	7,259.41	36,297.05
204d	LIQUID ASPHALT FOR CURING SEAL, TYPE MC-250	Ton	1,266.70	4,287.58	167,556.93	43,277.80	216,389.01
204e	EMULSIFIED ASPHALT FOR CURING SEAL, TYPE SS-1	Ton	1,266.70	4,287.58	163,476.93	42,257.80	211,289.01
205a	GRADED CRUSHED AGGREGATE CRACK-RELIEF LAYER	Cu.m	515.83	256.62	4,409.46	1,295.48	6,477.39
205b	ASPHALTIC OPEN-GRADED PLANT MIX CRACK-RELIEF LAYER	Cu.m	284.91	5,454.41	22,321.68	7,015.25	35,076.25
206b	WATER BOUND MACADAM BASE WITH COARSE AGG: CLASS B	Cu.m	567.40	242.44	3,881.66	1,172.88	5,864.38
207a	DEEP PATCHING (0-15 cm)	Sq.m	8.82	69.46	222.61	75.22	376.11
207b	DEEP PATCHING (15-30 cm)	Sq.m	8.82	69.46	222.61	75.22	376.11
208	REINSTATEMENT OF ROAD SURFACE	Sq.m	9.89	196.09	0.98	51.74	258.70
209a	BREAKING OF EXISTING ROAD PAVEMENT STRUCTURE	Cu.m	23.96	877.00	6.50	226.86	1,134.31
209b	SCARIFICATION OF EXISTING ROAD PAVEMENT	Sq.m	4.79	115.00	0.97	30.19	150.95
215a	PROVIDING AND PLACING GEOTEXTILE 190 GSM, 100% CONTINUOUS POLYPROPYLENE NONWOVEN, ISOTROPIC, THERMALLY & MECHANICALLY BONDED. 100 YEARS LIFE OXIDATION RESISTANCE (IMPORTED)	Sq.m	13.01	3.27	907.15	230.86	1,154.29
302a	CUT-BACK ASPHALT FOR BITUMINOUS PRIME COAT	Sq.m	1.57	2.01	171.61	43.80	218.99
302b	EMULSIFIED ASPHALT FOR BITUMINOUS PRIME COAT	Sq.m	1.51	2.32	165.54	42.34	211.71
303a	CUT-BACK ASPHALT FOR BITUMINOUS TACK COAT	Sq.m	0.63	1.39	69.47	17.87	89.36
303b	EMULSIFIED ASPHALT FOR BITUMINOUS TACK COAT	Sq.m	0.63	1.39	66.21	17.06	85.28
304ai	SINGLE SURFACE TREATMENT	Sq.m	3.27	58.66	320.38	95.58	477.88
304aii	SINGLE SURFACE TREATMENT W/O PRIME COAT	Sq.m	3.27	57.36	211.00	67.91	339.54
304bi	DOUBLE SURFACE TREATMENT	Sq.m	5.36	71.66	664.39	185.35	926.76
304bii	DOUBLE SURFACE TREATMENT W/O PRIME COAT	Sq.m	5.36	70.03	555.01	157.60	788.01
304ci	TRIPLE SURFACE TREATMENT	Sq.m	9.77	79.68	785.83	218.82	1,094.10
304cii	TRIPLE SURFACE TREATMENT W/O PRIME COAT	Sq.m	9.77	77.96	676.24	190.99	954.96

Summary of Rate Analysis

Province: AJ & K
District: KOTLI

Item No.	Description	Unit	Manpower	Plant & Equipment	Material	OH-Profit	Rate (Rs)
304d	SEAL COAT	Sq.m	4.05	17.08	92.02	28.29	141.44
305a	ASPHALTIC CONCRETE FOR WEARING COURSE (CLASS "A")	Cu.m	268.31	4,685.09	24,643.77	7,399.29	36,996.46
305b	ASPHALTIC CONCRETE FOR WEARING COURSE (CLASS "B")	Cu.m	268.31	4,685.09	25,083.20	7,509.15	37,545.75
307a	DENSE GRADED HOT BIT-MAC	Cu.m	1,050.80	1,580.41	22,064.43	6,173.91	30,869.56
307b	OPEN GRADED HOT BIT-MAC	Cu.m	1,050.80	1,580.41	21,876.17	6,126.85	30,634.24
308a	RECYCLING OF ASPHALT CONCRETE (0 - 60 mm THICK)	Cu.m	157.36	2,568.86	3,880.05	1,651.57	8,257.84
308b	BITUMEN BINDER GRADE (40 - 50, 60 - 70, 80 - 100)	Ton	410.27	2,399.41	155,141.90	39,487.89	197,439.46
309a	COLD MILLING, 0 - 30 mm	Sq.m	3.21	60.24	57.98	30.36	151.79
309b	COLD MILLING, 0 - 50 mm	Sq.m	6.37	99.50	96.12	50.50	252.49
309c	COLD MILLING, 0 - 70 mm	Sq.m	12.04	137.28	134.13	70.86	354.31
309d	COLD MILLING, 0 - 100 mm	Sq.m	13.89	182.07	192.59	97.14	485.69
309e	COLD MILLING, 0 - 130 mm	Sq.m	18.06	236.69	250.37	126.28	631.40
310a	JOINTED PLAIN CONCRETE PAVEMENT (JPCP) USING MINIMUM 5000 PSI CLASS CONCRETE LAID THROUGH CONCRETE PAVER INCLUDING TRANSVERSE AND LONGITUDINAL JOINTS FORMATION, EXPANSION CAPS AND FILLING WITH SEALANT COMPLETE IN ALL RESPECTS EXCLUDING REINFORCEMENT (DOWEL/TIE BARS)	Cu.m	529.25	9,171.79	24,562.48	8,565.88	42,829.40
401a1i	CONCRETE CLASS "A1" (UNDERGROUND)	Cu.m	1,756.47	5,960.04	13,160.51	5,219.25	26,096.26
401a1ii	CONCRETE CLASS "A1" (ON GROUND)	Cu.m	1,756.47	5,960.86	15,058.85	5,694.04	28,470.21
401a1iii	CONCRETE CLASS "A1" (ELEVATED)	Cu.m	1,756.47	5,960.04	15,760.11	5,869.15	29,345.76
401a2i	CONCRETE CLASS "A2" (UNDERGROUND)	Cu.m	1,756.47	5,960.97	14,344.08	5,515.38	27,576.90
401a2 ii	CONCRETE CLASS "A2" (ON GROUND)	Cu.m	1,756.47	6,157.62	16,242.42	6,039.13	30,195.64
401a2iii	CONCRETE CLASS "A2" (ELEVATED)	Cu.m	1,830.83	5,960.86	16,943.68	6,183.84	30,919.20
401a3i	CONCRETE CLASS "A3" (UNDERGROUND)	Cu.m	1,756.47	5,960.04	15,693.29	5,852.45	29,262.24
401a3ii	CONCRETE CLASS "A3" (ON GROUND)	Cu.m	1,756.47	6,157.62	17,591.63	6,376.43	31,882.14
401a3iii	CONCRETE CLASS "A3" (ELEVATED)	Cu.m	1,830.83	5,960.97	18,292.89	6,521.17	32,605.85
401b	CONCRETE CLASS "B"	Cu.m	2,247.94	2,297.25	11,122.28	3,916.87	19,584.34
401ci	CONCRETE CLASS "C" (UNDERGROUND)	Cu.m	1,688.94	5,108.80	12,311.81	4,777.39	23,886.94
401cii	CONCRETE CLASS "C" (ON GROUND)	Cu.m	1,738.52	5,079.04	14,222.63	5,260.05	26,300.24
401ciii	CONCRETE CLASS "C" (ELEVATED)	Cu.m	1,738.52	5,106.94	14,911.41	5,439.22	27,196.09
401di	CONCRETE CLASS "D1"	Cu.m	2,738.56	5,960.04	19,969.26	7,166.97	35,834.83
401dii	CONCRETE CLASS "D2"	Cu.m	2,738.56	5,960.97	21,502.42	7,550.49	37,752.44
401diii	CONCRETE CLASS "D3"	Cu.m	2,738.56	5,960.97	22,855.86	7,888.85	39,444.24
401e	CONCRETE CLASS "Y"	Cu.m	1,756.47	4,034.76	18,196.65	5,996.97	29,984.85
401f	LEAN CONCRETE	Cu.m	1,470.81	1,860.41	8,664.84	2,999.02	14,995.08

Summary of Rate Analysis

Province: AJ & K
District: KOTLI

Item No.	Description	Unit	Manpower	Plant & Equipment	Material	OH-Profit	Rate (Rs)
401gi	PRECAST CONCRETE CLASS "A1"	Cu.m	4,169.37	2,648.88	15,679.59	5,624.46	28,122.30
401gii	PRECAST CONCRETE CLASS "A3"	Cu.m	4,169.37	2,648.88	18,392.09	6,302.59	31,512.93
401giii	PRECAST CONCRETE CLASS "B"	Cu.m	4,169.37	3,276.48	13,090.05	5,133.98	25,669.88
401giv	PRECAST CONCRETE CLASS "D1"	Cu.m	2,971.47	5,960.97	20,044.22	7,244.17	36,220.83
401gv	PRECAST CONCRETE CLASS "D2"	Cu.m	2,971.47	5,960.97	21,577.37	7,627.45	38,137.26
401gvi	PRECAST CONCRETE CLASS "D3"	Cu.m	2,971.47	5,960.97	22,930.81	7,965.81	39,829.06
401h	PLUM (CYCLOPEAN / RUBBLE) CONCRETE (2:1 CONCRETE, STONE RATIO)	Cu.m	1,984.68	2,243.69	8,585.49	3,203.47	16,017.33
404a	REINFORCEMENT AS PER AASHTO M-31 GRADE 40	Ton	8,049.48	1,389.80	273,546.59	70,746.47	353,732.34
404 b	REINFORCEMENT AS PER AASHTO M-31 GRADE 60	Ton	8,049.48	1,389.80	275,646.59	71,271.47	356,357.34
404h	REINFORCEMENT (STRUCTURAL SHAPES) AS PER ASTM-A-36	Ton	4,450.60	3,105.71	319,356.99	81,728.33	408,641.63
405a	PRE-STRESSING WIRE STRAND 3/8" - 1/2" DIA COMPLETE IN ALL RESPECT	Ton	9,969.48	13,181.80	721,277.49	186,107.19	930,535.96
405b	LAUNCHING OF GIRDER	Ton	307.70	1,864.67	-	543.09	2,715.46
406a	PREMOULDED JOINT FILLER 12 mm THICK WITH BITUMASTIC JOINT SEAL	Sq.m	567.54	-	3,805.87	1,093.35	5,466.76
406b	NEOPRENE RUBBER JOINT FILLER 6 mm THICK WITH BITUMASTIC JOINT SEAL	Sq.m	382.92	-	9,871.41	2,563.58	12,817.91
406ci	STEEL EXPANSION JOINTS AS PER DESIGN LOCAL (PAKISTAN MAKE),PSQCA CERTIFIED	Kg	39.95	6.18	692.26	184.60	923.00
406cii	50 mm EXPANSION JOINT-NOSING TYPE WITH TWO ALUMINUM ALLOY SECTIONS AND ELASTOMERIC PROFILE IMPORTED (EUROPEAN/AMERICAN MAKE)	M	1,384.65	-	107,116.32	27,125.24	135,626.21
406ciii	50 mm EXPANSION JOINT-NOSING TYPE WITH TWO ALUMINUM ALLOY SECTIONS AND ELASTOMERIC PROFILE IMPORTED (WEST ASIAN MAKE)	M	1,384.65	-	94,707.23	24,022.97	120,114.85
406civ	110 mm EXPANSION JOINT-CANTILEVER SAW TEETH WITH TWO ALUMINUM ALLOY SECTIONS IMPORTED (EUROPEAN/AMERICAN MAKE)	M	1,384.65	-	398,895.80	100,070.11	500,350.56
406cv	110 mm EXPANSION JOINT-CANTILEVER SAW TEETH WITH TWO ALUMINUM ALLOY SECTIONS IMPORTED (WEST ASIAN MAKE)	M	1,384.65	-	338,913.98	85,074.66	425,373.29
406cvi	65 mm EXPANSION JOINT-NOSING-MOLDED VULCANIZED ELASTOMER SINGLE SECTION (ONE PIECE, MONOBLOCK) IMPORTED (EUROPEAN/AMERICAN MAKE)	M	1,384.65	-	81,017.03	20,600.42	103,002.10
406cvii	65 mm EXPANSION JOINT-NOSING-MOLDED VULCANIZED ELASTOMER SINGLE SECTION (ONE PIECE, MONOBLOCK) IMPORTED (WEST ASIAN MAKE)	M	1,384.65	-	71,381.57	18,191.56	90,957.78
406cviii	50 mm EXPANSION JOINT- TWO PROFILE ALLOY ALUMINUM 6063 T 6 CONTINUOUS CR PROFILE, SOCKETS STUDS LOCAL (PAKISTAN MAKE),PSQCA CERTIFIED	M	1,384.65	-	64,081.77	16,366.61	81,833.03
406cix	65 mm EXPANSION JOINT-W SECTION CR VULCANIZED MOLDED NOSING LOCAL (PAKISTAN MAKE),PSQCA CERTIFIED	M	1,384.65	-	61,632.48	15,754.28	78,771.41

Summary of Rate Analysis

Province: AJ & K
District: KOTLI

Item No.	Description	Unit	Manpower	Plant & Equipment	Material	OH-Profit	Rate (Rs)
406cx	50 mm EXPANSION JOINT- INDIGENOUS TYPE 15MM THICK TWO VERTICAL STEEL PLATES WELDED 10MM THICK ROUND STEEL BARS LOCAL (PAKISTAN MAKE),PSQCA CERTIFIED	M	1,384.65	-	71,521.78	18,226.61	91,133.04
406cxi	110 mm EXPANSION JOINT SAW TEETH FOUR PROFILE ALUMINUM ALLOY 6063-T6 CONTINOUS CR PROFILE NOISE FREE LOCAL (PAKISTAN MAKE),PSQCA CERTIFIED	M	1,384.65	-	160,729.44	40,528.52	202,642.61
406cxii	80 mm EXPANSION JOINT STEEL GRADE EN10025 SOUND ISOLATED SILENT TYPE WITH SINUS PLATES IMPORTED (WEST ASIAN MAKE)	M	1,292.34	-	152,757.71	38,512.51	192,562.56
406cxiii	50 mm EXPANSION JOINT-NOSING TYPE WITH TWO ALUMINUM ALLOY SECTIONS AND ELASTOMERIC PROFILE IMPORTED (EAST ASIAN MAKE)	M	1,384.65	-	99,479.95	25,216.15	126,080.75
406cxiv	65 mm EXPANSION JOINT-NOSING-MOLDED VULCANIZED ELASTOMER SINGLE SECTION (ONE PIECE, MONOBLOCK) IMPORTED (EAST ASIAN MAKE)	M	1,384.65	-	79,495.21	20,219.97	101,099.83
406cxv	110 mm EXPANSION JOINT-CANTILEVER SAW TEETH WITH TWO ALUMINUM ALLOY SECTIONS IMPORTED (EAST ASIAN MAKE)	M	1,384.65	-	369,732.16	92,779.20	463,896.01
406cxvi	100 MM ELASTOMERIC MONOBLOCK EXPANSION JOINT MIDDLE TOP SURFACE VULCANIZED ALUMINUM WITH RUBBER IMPORTED (WEST ASIAN MAKE)	M	1,384.65	-	121,177.98	30,640.66	153,203.29
406cxvii	80 mm EXPANSION JOINT ZIGZAG FINGER DUAL STRUCTURE ALUMINUM LESS NOISE LOCAL (PAKISTAN MAKE),PSQCA CERTIFIED	M	1,384.65	-	118,535.60	29,980.06	149,900.31
406di	PVC WATER STOPS 6" SIZE (12 mm THICK)	M	338.48	-	1,655.33	498.45	2,492.25
406dii	PVC WATER STOPS 8" SIZE (12 mm THICK)	M	338.48	-	2,542.37	720.21	3,601.05
406e	ELASTOMERIC BEARING PADS (ACCORDING TO SIZE AND THICKNESS) LOCAL (PAKISTAN MAKE),PSQCA CERTIFIED	Cu.cm	0.08	-	7.52	1.90	9.50
406ei	ELASTOMERIC BEARING PADS (ACCORDING TO SIZE AND THICKNESS) IMPORTED (WEST ASIAN MAKE)	Cu.cm	0.10	-	8.44	2.14	10.68
406eii	ELASTOMERIC BEARING PADS (ACCORDING TO SIZE AND THICKNESS) IMPORTED (EUROPEAN/AMERICAN MAKE)	Cu.cm	0.10	-	12.54	3.16	15.80
406eiii	ELASTOMERIC BEARING PADS (ACCORDING TO SIZE AND THICKNESS) IMPORTED (EAST ASIAN MAKE)	Cu.cm	0.10	-	10.24	2.59	12.93
406f	ASPHALT FELT (3 PLY)	Sq.m	133.85	-	755.87	222.43	1,112.15
407di	CAST IN PLACE PILES UP TO 0.8 m DIA IN NORMAL SOIL (BORING ONLY)	M	718.42	7,421.96	600.88	2,185.32	10,926.58
407dii	CAST IN PLACE PILES UP TO 0.8 m DIA IN GRAVEL STRATA (BORING ONLY)	M	1,709.25	9,359.67	754.02	2,955.74	14,778.68
407diii	CAST IN PLACE PILES > 0.8 m UPTO 1 m DIA IN NORMAL SOIL (BORING ONLY)	M	786.69	8,548.99	658.30	2,498.50	12,492.48
407div	CAST IN PLACE PILES > 0.8 m UPTO 1 m DIA IN GRAVEL STRATA (BORING ONLY)	M	1,973.05	11,023.39	897.56	3,473.50	17,367.50
407dv	CAST IN PLACE PILES > 1 m UPTO 1.5 m DIA IN NORMAL SOIL (BORING ONLY)	M	1,005.35	16,478.25	1,488.78	4,743.10	23,715.48

Summary of Rate Analysis

Province: AJ & K
District: KOTLI

Item No.	Description	Unit	Manpower	Plant & Equipment	Material	OH-Profit	Rate (Rs)
407dvi	CAST IN PLACE PILES > 1 m UPTO 1.5 m DIA IN GRAVEL STRATA (BORING ONLY)	M	4,295.36	24,313.71	1,488.80	7,524.47	37,622.34
407dvii	CAST IN PLACE PILES > 1.5 m UPTO 2 m DIA IN NORMAL SOIL (BORING ONLY)	M	1,488.99	23,648.14	2,206.80	6,835.99	34,179.93
407dviii	CAST IN PLACE PILES > 1.5 m UPTO 2 m DIA IN GRAVEL STRATA (BORING ONLY)	M	6,156.96	35,388.49	2,206.80	10,938.06	54,690.31
407ki	CONFIRMATORY BORING IN SOIL STRATA (NX SIZE) INCLUDING TESTING AND REPORTING	M	701.56	2,945.67	4,194.53	1,960.44	9,802.20
407kii	CONFIRMATORY BORING IN GRAVEL STRATA (NX SIZE) INCLUDING TESTING AND REPORTING	M	1,403.11	5,823.47	3,012.52	2,559.77	12,798.87
407kiii	CONFIRMATORY BORING IN ROCK STRATA (NX SIZE) INCLUDING TESTING AND REPORTING	M	2,806.22	11,527.88	920.02	3,813.53	19,067.65
407s	PILE LOAD TEST UPTO 550 TON	Each	33,231.60	194,170.88	1,498,818.00	431,555.12	2,157,775.60
407t	PILE LOAD TEST UPTO 800 TON	Each	40,616.40	212,899.84	2,187,512.00	610,257.06	3,051,285.30
407u	PILE LOAD TEST UPTO 1000 TON	Each	40,616.40	212,899.84	2,734,390.00	746,976.56	3,734,882.80
407v	PILE LOAD TEST UPTO 1200 TON	Each	40,616.40	212,899.84	3,218,868.00	868,096.06	4,340,480.30
407w	PILE LOAD TEST UPTO 1500 TON	Each	40,616.40	212,899.84	3,894,585.00	1,037,025.31	5,185,126.55
407x	PILE LOAD TEST UPTO 2000 TON	Each	40,616.40	212,899.84	4,380,585.00	1,158,525.31	5,792,626.55
407y	PILE LOAD TEST UPTO 2500 TON	Each	40,616.40	256,141.12	4,866,585.00	1,290,835.63	6,454,178.15
407l	PERMANENT PILE CASING FOR PILES	Ton	2,530.83	16,747.57	371,919.59	97,799.50	488,997.50
410	BRICK WORK	Cu.m	1,506.49	855.91	11,975.15	3,584.39	17,921.95
411a	STONE MASONRY RANDOM DRY	Cu.m	1,203.11	497.57	4,440.82	1,535.37	7,676.86
411b	STONE MASONRY RANDOM WITH MORTAR	Cu.m	1,280.03	690.05	8,680.62	2,662.68	13,313.39
411c	STONE MASONRY DRESSED UNCOURSED DRY	Cu.m	1,895.43	497.57	5,102.15	1,873.79	9,368.94
411d	STONE MASONRY DRESSED UNCOURSED WITH MORTAR	Cu.m	2,233.90	690.05	9,028.46	2,988.10	14,940.51
411g	ROLL POINTING	Sq.m	252.93	44.50	297.92	148.84	744.19
412a	STONE MASONRY DRESSED COURSED WITH MORTAR	Cu.m	2,895.45	1,045.46	9,028.46	3,242.34	16,211.71
501a	R . C . C. PIPE CULVERT AASHTO-M 170 CLASS II DIA 310 mm	M	496.94	2,251.65	2,347.81	1,274.10	6,370.49
501b	R . C . C. PIPE CULVERT AASHTO-M 170 CLASS II DIA 380 mm	M	513.86	2,277.49	2,970.97	1,440.58	7,202.90
501c	R . C . C. PIPE CULVERT AASHTO-M 170 CLASS II DIA 460 mm	M	833.87	2,308.49	3,492.59	1,658.74	8,293.68
501d	R . C . C. PIPE CULVERT AASHTO-M 170 CLASS II DIA 610 mm	M	931.49	2,332.12	5,210.95	2,118.64	10,593.21
501e	R . C . C. PIPE CULVERT AASHTO-M 170 CLASS II DIA 760 mm	M	1,034.99	2,282.85	10,616.57	3,483.60	17,418.01
501f	R . C . C. PIPE CULVERT AASHTO-M 170 CLASS II DIA 910 mm	M	1,195.84	2,393.34	15,188.17	4,694.34	23,471.68
501g	R . C . C. PIPE CULVERT AASHTO-M 170 CLASS II DIA 1070 mm	M	1,386.46	2,712.37	20,652.89	6,187.93	30,939.65

Summary of Rate Analysis

Province: AJ & K
District: KOTLI

Item No.	Description	Unit	Manpower	Plant & Equipment	Material	OH-Profit	Rate (Rs)
501h	R . C . C. PIPE CULVERT AASHTO-M 170 CLASS II DIA 1220 mm	M	1,683.56	3,073.74	25,661.11	7,604.60	38,023.01
501i	R . C . C. PIPE CULVERT AASHTO-M 170 CLASS II DIA 1520 mm	M	2,169.29	3,608.04	43,608.23	12,346.39	61,731.94
501j	R . C . C. PIPE CULVERT AASHTO-M 170 CLASS IV DIA 310 mm	M	496.94	2,251.65	2,964.45	1,428.26	7,141.29
501k	R . C . C. PIPE CULVERT AASHTO-M 170 CLASS IV DIA 380 mm	M	513.86	2,277.49	3,582.69	1,593.51	7,967.55
501l	R . C . C. PIPE CULVERT AASHTO-M 170 CLASS IV DIA 460 mm	M	833.87	2,308.49	4,314.23	1,864.15	9,320.73
501m	R . C . C. PIPE CULVERT AASHTO-M 170 CLASS IV DIA 610 mm	M	931.49	2,332.12	8,138.35	2,850.49	14,252.46
501n	R . C . C. PIPE CULVERT AASHTO-M 170 CLASS IV DIA 760 mm	M	1,034.99	2,282.85	12,838.77	4,039.15	20,195.76
501o	R . C . C. PIPE CULVERT AASHTO-M 170 CLASS IV DIA 910 mm	M	1,195.84	2,393.34	19,056.93	5,661.53	28,307.63
501p	R . C . C. PIPE CULVERT AASHTO-M 170 CLASS IV DIA 1070 mm	M	1,386.46	2,712.37	24,816.03	7,228.72	36,143.58
501q	R . C . C. PIPE CULVERT AASHTO-M 170 CLASS IV DIA 1220 mm	M	1,683.56	3,073.74	34,023.38	9,695.17	48,475.85
501r	R . C . C. PIPE CULVERT AASHTO-M 170 CLASS IV DIA 1520 mm	M	2,169.29	3,608.04	70,243.45	19,005.19	95,025.96
502a	GRANULAR MATERIAL IN BED TO CONCRETE PIPE CULVERT	Cu.m	500.53	374.02	3,454.22	1,082.19	5,410.95
502b	CONCRETE CLASS "B" IN BEDDING AND ENCASEMENT CONCRETE PIPE CULVERT	Cu.m	2,535.13	1,812.34	12,475.72	4,205.80	21,028.99
507a	STEEL WIRE MESH (9 SWG) FOR GABIONS	Kg	25.90	-	410.17	109.02	545.09
507b	ROCK FILL IN GABIONS	Cu.m	492.32	-	3,255.57	936.97	4,684.86
508a	BRICK PAVING (SINGLE COURSE)	Sq.m	523.70	22.81	752.35	324.72	1,623.58
508b	BRICK PAVING (DOUBLE COURSE)	Sq.m	923.71	42.64	1,504.42	617.69	3,088.46
509a	RIP RAP CLASS "A"	Cu.m	1,529.88	204.35	3,542.36	1,319.15	6,595.74
509b	RIP RAP CLASS "B"	Cu.m	1,628.21	121.60	3,624.23	1,343.51	6,717.55
509c	RIP RAP CLASS "C"	Cu.m	1,707.73	95.07	3,736.56	1,384.84	6,924.20
509ci	RIP RAP CLASS "D" (101 kg TO 150 kg)	Cu.m	1,051.30	897.94	3,954.23	1,475.87	7,379.34
509d	GROUTED RIP RAP CLASS "A"	Cu.m	1,849.89	334.30	7,923.26	2,526.86	12,634.31
509e	GROUTED RIP RAP CLASS "B"	Cu.m	2,305.09	251.54	7,669.24	2,556.47	12,782.34
509f	GROUTED RIP RAP CLASS "C"	Cu.m	2,648.26	203.37	7,485.61	2,584.31	12,921.55
509fi	GROUTED RIP RAP CLASS "D" (101 kg TO 150 kg)	Cu.m	2,648.26	1,225.94	7,578.81	2,863.25	14,316.26
509g	REINFORCED CONCRETE SLOPE PROTECTION 20 cm THICK EXCLUDING REINFORCEMENT	Cu.m	2,449.65	1,410.46	15,446.41	4,826.63	24,133.15
509h	FILTER LAYER OF GRANULAR MATERIAL	Cu.m	260.15	466.73	3,445.74	1,043.15	5,215.76
510	DISMANTLING OF STRUCTURE AND OBSTRUCTIONS	Cu.m	883.10	1,551.28	-	608.60	3,042.98

Summary of Rate Analysis

Province: AJ & K
District: KOTLI

Item No.	Description	Unit	Manpower	Plant & Equipment	Material	OH-Profit	Rate (Rs)
511a1	DRY STONE PITCHING (15-20 cm THICK)	Sq.m	412.32	142.16	624.91	294.85	1,474.24
511a2	DRY STONE PITCHING (20-25 cm THICK)	Sq.m	471.22	162.47	803.56	359.31	1,796.56
511b1	GROUTED STONE PITCHING (15-20 cm THICK) WITH BITUMEN JOINTS	Sq.m	393.86	95.28	2,215.44	676.15	3,380.73
511b2	GROUTED STONE PITCHING (20-25 cm THICK) WITH BITUMEN JOINTS	Sq.m	450.12	108.89	2,772.63	832.91	4,164.55
511b3	GROUTED STONE PITCHING (15-20 cm THICK) WITH PCC BANDS (PAID SEPERATLY)	Sq.m	361.55	95.28	1,513.97	492.70	2,463.50
511b4	GROUTED STONE PITCHING (20-25 cm THICK) WITHIN P.C.C. BANDS (PAID SEPERATELY)	Sq.m	413.20	108.89	1,889.44	602.88	3,014.41
513a	FIBER GLASS REINFORCED POLYESTER GRATING SIZE (600 mm X 600 mm) CLASS D 400 WITH FRAME (IMPORTED)	Each	627.71	1,310.17	83,375.57	21,328.36	106,641.81
513b	FIBER GLASS REINFORCED POLYESTER GRATING SIZE (876 mm X 603 mm) CLASS C 250 WITH FRAME (IMPORTED)	Each	627.71	1,310.17	101,890.46	25,957.08	129,785.41
601aii	R.C.C. NEW JERSEY BARRIER (IN-SITU) FOR MEDIAN DOUBLE FACE 810 mm ABOVE GROUND (INCL. REINFORCEMENT) - AS PER AMENDED DRAWING CSR-2022	M	784.48	1,601.03	9,927.25	3,078.19	15,390.94
601aiii	R.C.C. NEW JERSEY BARRIER (IN-SITU) FOR MEDIAN DOUBLE FACE 1010 mm ABOVE GROUND (INCL. REINFORCEMENT) - AS PER AMENDED DRAWING CSR-2022	M	784.48	1,637.62	10,955.58	3,344.42	16,722.09
601aiv	R.C.C. NEW JERSEY BARRIER (IN-SITU SLIP FORMED) FOR MEDIAN DOUBLE FACE 810 mm ABOVE GROUND (INCL. REINFORCEMENT)-AS PER AMENDED DRAWING CSR-2022	M	203.18	2,374.90	8,886.33	2,866.10	14,330.51
601av	R.C.C. NEW JERSEY BARRIER (IN-SITU SLIP FORMED) FOR MEDIAN DOUBLE FACE 1010 mm ABOVE GROUND (INCL. REINFORCEMENT)-AS PER AMENDED DRAWING CSR-2022	M	203.18	2,413.77	9,231.96	2,962.23	14,811.13
601di	PRECAST CURB IN CONCRETE CLASS A-1 OF SIZE 450 x 150 mm INCL. BEDDING & HAUNCHING	M	131.70	227.46	1,748.42	526.89	2,634.46
601dii	R.C.C. NEW JERSEY BARRIER (PRE-CAST) FOR MEDIAN DOUBLE FACE 810 mm ABOVE GROUND (INCL. REINFORCEMENT)-AS PER AMENDED DRAWING CSR 2022	M	340.94	992.84	13,997.41	3,832.80	19,163.99
601diii	R.C.C. NEW JERSEY BARRIER (PRE-CAST) FOR MEDIAN DOUBLE FACE 1010 mm ABOVE GROUND (INCL. REINFORCEMENT)-AS PER AMENDED DRAWING CSR 2022	M	340.94	961.87	15,324.95	4,156.94	20,784.70
603	BRICK EDGING	M	44.62	-	136.90	45.38	226.89
604a	METAL GUARD RAIL	M	139.27	74.82	7,755.82	1,992.48	9,962.40
604b	METAL GUARD RAIL END PIECES	Each	461.55	284.33	7,233.61	1,994.87	9,974.36
604d	STEEL POST FOR METAL GUARD RAIL	Each	264.62	258.85	8,870.44	2,348.48	11,742.39
605a	CONCRETE BEAM GUARDRAIL (INCL. REINFORCEMENT)	Cu.m	6,234.02	906.61	46,187.43	13,332.02	66,660.08
605c	CONCRETE POST FOR GUARDRAIL (INCL REINFORCEMENT)	Cu.m	6,234.02	906.61	46,067.16	13,301.95	66,509.74

Summary of Rate Analysis

Province: AJ & K
District: KOTLI

Item No.	Description	Unit	Manpower	Plant & Equipment	Material	OH-Profit	Rate (Rs)
607ai	TRAFFIC SIGN CAT 1i - 90 cm SIGN BOARD IN HIGH INTENSITY REFLECTIVE SHEET LAMINATED ON 1.8 mm THICK G.I SHEET WITH G.I PIPE DIA 3" AND THICKNESS 8 GUAGE	Each	1,374.39	713.02	24,652.42	6,684.96	33,424.79
607aii	TRAFFIC SIGN CAT 1ii - 105 cm SIGN BOARD IN HIGH INTENSITY REFLECTIVE SHEET LAMINATED ON 1.8 mm THICK G.I SHEET WITH G.I PIPE DIA 3" AND THICKNESS 8 GUAGE	Each	1,224.94	663.38	26,691.76	7,145.02	35,725.10
607aiii	TRAFFIC SIGN CAT 1iii - 120 cm SIGN BOARD IN HIGH INTENSITY REFLECTIVE SHEET LAMINATED ON 1.8 mm THICK G.I SHEET WITH G.I PIPE DIA 3" AND THICKNESS 8 GUAGE	Each	1,374.39	713.02	32,216.17	8,575.90	42,879.48
607aiv	TRAFFIC SIGN CAT 1i - 90 cm DIGITAL PRINTING SIGN BOARD IN HIGH INTENSITY REFLECTIVE SHEET LAMINATED ON 1.8 mm THICK G.I SHEET WITH G.I PIPE DIA 3" AND THICKNESS 8 GUAGE	Each	1,374.39	713.02	25,741.87	6,957.32	34,786.60
607av	TRAFFIC SIGN CAT 1ii - 105 CM DIGITAL PRINTING SIGN BOARD IN HIGH INTENSITY REFLECTIVE SHEET LAMINATED ON 1.8 mm THICK G.I SHEET WITH G.I PIPE DIA 3" AND THICKNESS 8 GUAGE	Each	1,374.39	713.02	29,684.52	7,942.98	39,714.91
607avi	TRAFFIC SIGN CAT 1iii - 120 cm DIGITAL PRINTING SIGN BOARD IN HIGH INTENSITY REFLECTIVE SHEET LAMINATED ON 1.8 mm THICK G.I SHEET WITH G.I PIPE DIA 3" AND THICKNESS 8 GUAGE	Each	1,374.39	713.02	34,152.97	9,060.10	45,300.48
607bi	TRAFFIC SIGN CAT 2i - 90 cm SIGN BOARD IN HIGH INTENSITY REFLECTIVE SHEET LAMINATED ON 1.8 mm THICK G.I SHEET WITH G.I PIPE DIA 3" AND THICKNESS 8 GUAGE	Each	1,517.99	512.41	30,219.68	8,062.52	40,312.60
607bii	TRAFFIC SIGN CAT 2ii - 105 cm SIGN BOARD IN HIGH INTENSITY REFLECTIVE SHEET LAMINATED ON 1.8 mm THICK G.I SHEET WITH G.I PIPE DIA 3" AND THICKNESS 8 GUAGE	Each	1,517.99	512.41	35,682.09	9,428.12	47,140.61
607biii	TRAFFIC SIGN CAT 2iii - 120 cm SIGN BOARD IN HIGH INTENSITY REFLECTIVE SHEET LAMINATED ON 1.8 mm THICK G.I SHEET WITH G.I PIPE DIA 3" AND THICKNESS 8 GUAGE	Each	1,517.99	512.41	41,984.87	11,003.82	55,019.09
607biv	TRAFFIC SIGN CAT 2i - 90 cm DIGITAL PRINTING SIGN BOARD IN HIGH INTENSITY REFLECTIVE SHEET LAMINATED ON 1.8 mm THICK G.I SHEET WITH G.I PIPE DIA 3" AND THICKNESS 8 GUAGE	Each	1,517.99	512.41	32,266.86	8,574.32	42,871.58
607bv	TRAFFIC SIGN CAT 2ii - 105 cm DIGITAL PRINTING SIGN BOARD IN HIGH INTENSITY REFLECTIVE SHEET LAMINATED ON 1.8 mm THICK G.I SHEET WITH G.I PIPE DIA 3" AND THICKNESS 8 GUAGE	Each	1,517.99	512.41	38,010.18	10,010.15	50,050.73
607bvi	TRAFFIC SIGN CAT 2iii - 120 cm DIGITAL PRINTING SIGN BOARD IN HIGH INTENSITY REFLECTIVE SHEET LAMINATED ON 1.8 mm THICK G.I SHEET WITH G.I PIPE DIA 3" AND THICKNESS 8 GUAGE	Each	1,517.99	512.41	45,025.64	11,764.01	58,820.05
607ci	TRAFFIC SIGN CAT 3A SIGN BOARD IN HIGH INTENSITY REFLECTIVE SHEET LAMINATED ON 1.8 mm THICK G.I SHEET WITH G.I PIPE DIA 3" AND THICKNESS 8 GUAGE	Each	1,517.99	925.07	40,396.16	10,709.81	53,549.03

Summary of Rate Analysis

Province: AJ & K
District: KOTLI

Item No.	Description	Unit	Manpower	Plant & Equipment	Material	OH-Profit	Rate (Rs)
607cii	TRAFFIC SIGN CAT 3A DIGITAL PRINTING SIGN BOARD IN HIGH INTENSITY REFLECTIVE SHEET LAMINATED ON 1.8 mm THICK G.I SHEET WITH G.I PIPE DIA 3" AND THICKNESS 8 GUAGE	Each	1,517.99	925.07	43,086.16	11,382.31	56,911.53
607di	TRAFFIC SIGN CAT 3B SIGN BOARD IN HIGH INTENSITY REFLECTIVE SHEET LAMINATED ON 1.8 mm THICK G.I SHEET WITH G.I PIPE DIA 4" AND THICKNESS 8 GUAGE	Each	1,517.99	925.07	70,133.35	18,144.10	90,720.51
607dii	TRAFFIC SIGN CAT 3B DIGITAL PRINTING SIGN BOARD IN HIGH INTENSITY REFLECTIVE SHEET LAMINATED ON 1.8 mm THICK G.I SHEET WITH G.I PIPE DIA 4" AND THICKNESS 8 GUAGE	Each	1,517.99	925.07	75,513.35	19,489.10	97,445.51
607ei	TRAFFIC ROAD SIGN CATEGORY 3C (UP TO 3 Sq.m) - SIGN BOARD IN HIGH INTENSITY REFLECTIVE SHEET LAMINATED ON 1.8 mm THICK G.I SHEET WITH G.I PIPE DIA 4" AND THICKNESS 8 GUAGE	Sq.m	534.55	552.66	46,037.86	11,781.27	58,906.34
607eii	TRAFFIC ROAD SIGN CATEGORY 3C (UP TO 5 Sq.m)-SIGN BOARD IN HIGH INTENSITY REFLECTIVE SHEET LAMINATED ON 1.8 mm THICK G.I SHEET WITH G.I PIPE DIA 4" AND THICKNESS 8 GUAGE	Sq.m	653.56	300.41	39,566.29	10,130.06	50,650.31
607eiii	TRAFFIC ROAD SIGN CATEGORY 3C (UP TO 10 Sq.m)-SIGN BOARD IN HIGH INTENSITY REFLECTIVE SHEET LAMINATED ON 1.8 mm THICK G.I SHEET WITH G.I PIPE DIA 6" THICKNESS AS PER SCHEDULE 40	Sq.m	756.95	308.27	37,378.43	9,610.91	48,054.56
607eiv	TRAFFIC ROAD SIGN CATEGORY 3C (UP TO 15 Sq.m)-SIGN BOARD IN HIGH INTENSITY REFLECTIVE SHEET LAMINATED ON 1.8 mm THICK G.I SHEET WITH G.I PIPE DIA 8" THICKNESS AS PER SCHEDULE 40	Sq.m	841.05	316.41	38,552.93	9,927.60	49,637.99
607ev	TRAFFIC ROAD SIGN CATEGORY 3C (UP TO 3 sq.m) - DIGITAL PRINTING SIGN BOARD IN HIGH INTENSITY REFLECTIVE SHEET LAMINATED ON 1.8 mm THICK G.I SHEET WITH G.I PIPE DIA 4" AND THICKNESS 8 GUAGE	Sq.m	534.55	552.66	48,727.86	12,453.77	62,268.84
607evi	TRAFFIC ROAD SIGN CATEGORY 3C (UP TO 5 Sq.m)-DIGITAL PRINTING SIGN BOARD IN HIGH INTENSITY REFLECTIVE SHEET LAMINATED ON 1.8 mm THICK G.I SHEET WITH G.I PIPE DIA 4" AND THICKNESS 8 GUAGE	Sq.m	653.56	300.41	42,256.29	10,802.56	54,012.81
607evii	TRAFFIC ROAD SIGN CATEGORY 3C (UP TO 10 Sq.m)-DIGITAL PRINTING SIGN BOARD IN HIGH INTENSITY REFLECTIVE SHEET LAMINATED ON 1.8 mm THICK G.I SHEET WITH G.I PIPE DIA 6" THICKNESS AS PER SCHEDULE 40	Sq.m	756.95	308.27	40,068.43	10,283.41	51,417.06
607eviii	TRAFFIC ROAD SIGN CATEGORY 3C (UP TO 15 Sq.m)-DIGITAL PRINTING SIGN BOARD IN HIGH INTENSITY REFLECTIVE SHEET LAMINATED ON 1.8 mm THICK G.I SHEET WITH G.I PIPE DIA 8" THICKNESS AS PER SCHEDULE 40	Sq.m	841.05	316.41	41,242.93	10,600.10	53,000.49
607fi	ADDITIONAL PANEL SIZE 60 cm X 30 cm SIGN BOARD IN HIGH INTENSITY REFLECTIVE SHEET LAMINATED ON 1.8 mm THICK G.I SHEET	Each	695.40	-	4,282.14	1,244.39	6,221.93
607fii	ADDITIONAL PANEL SIZE 60 cm X 30 cm DIGITAL PRINTING SIGN BOARD IN HIGH INTENSITY REFLECTIVE SHEET LAMINATED ON 1.8 mm THICK G.I SHEET	Each	695.40	-	4,766.34	1,365.44	6,827.18

Summary of Rate Analysis

Province: AJ & K
District: KOTLI

Item No.	Description	Unit	Manpower	Plant & Equipment	Material	OH-Profit	Rate (Rs)
607gi	ADDITIONAL PANEL SIZE 90 cm X 30 cm SIGN BOARD IN HIGH INTENSITY REFLECTIVE SHEET LAMINATED ON 1.8 mm THICK G.I SHEET	Each	695.40	-	6,423.22	1,779.66	8,898.28
607gii	ADDITIONAL PANEL SIZE 90 cm X 30 cm DIGITAL PRINTING SIGN BOARD IN HIGH INTENSITY REFLECTIVE SHEET LAMINATED ON 1.8 mm THICK G.I SHEET	Each	695.40	-	7,149.52	1,961.23	9,806.15
607i	PROVIDING AND FIXING ANTIGLARE SHIELD (200 mm x 800 mm) MADE UP OF POLY-PROPYLENE COPOLYMER MATERIAL GREEN COLOR UV PROTECTED INCLUDING INSTALLATION WITH ANCHOR BOLTS FIXED WITH EPOXY	Each	26.05	26.58	933.90	246.64	1,233.18
608b1	PAVEMENT MARKING IN NON-REFLECTIVE CR PAINT FOR LINES OF 15 cm WIDTH	M	5.91	6.22	55.65	16.95	84.73
608b2	PAVEMENT MARKING IN NON-REFLECTIVE TP PAINT FOR LINES OF 15 cm WIDTH	M	5.91	8.70	94.00	27.15	135.75
608c1	PAVEMENT MARKING IN NON-REFLECTIVE CR PAINT FOR LINES OF 20 cm WIDTH	M	5.91	6.22	66.78	19.73	98.64
608c2	PAVEMENT MARKING IN NON-REFLECTIVE TP PAINT FOR LINES OF 20 cm WIDTH	M	5.91	7.60	115.31	32.20	161.01
608d1	PAVEMENT MARKING IN NON-REFLECTIVE CR PAINT FOR 4 m ARROWS	Each	224.01	280.75	409.14	228.48	1,142.38
608d2	PAVEMENT MARKING IN NON-REFLECTIVE TP PAINT FOR 4 m ARROWS	Each	373.35	632.99	690.90	424.31	2,121.54
608h1	PAVEMENT MARKING IN REFLECTIVE CR PAINT FOR LINES OF 15 cm WIDTH	M	7.38	7.02	60.25	18.66	93.31
608h2	PAVEMENT MARKING IN REFLECTIVE TP PAINT FOR LINES OF 15 cm WIDTH	M	7.38	9.49	136.76	38.41	192.04
608i1	PAVEMENT MARKING IN REFLECTIVE CR PAINT FOR LINES OF 20 cm WIDTH	M	7.38	7.02	72.30	21.68	108.38
608i2	PAVEMENT MARKING IN REFLECTIVE TP PAINT FOR LINES OF 20 cm WIDTH	M	7.38	9.49	167.65	46.13	230.66
608j1	PAVEMENT MARKING IN REFLECTIVE CR PAINT FOR 4 m ARROWS	Each	224.01	280.75	506.10	252.72	1,263.58
608j2	PAVEMENT MARKING IN REFLECTIVE TP PAINT FOR 4 m ARROWS	Each	373.35	541.39	956.68	467.85	2,339.26
608n1	PAVEMENT MARKING IN NON REFLECTIVE CR PAINT FOR STOP	Each	112.00	140.37	678.93	232.83	1,164.14
608n2	PAVEMENT MARKING IN NON REFLECTIVE TP PAINT FOR STOP	Each	112.00	189.90	1,003.45	326.34	1,631.69
608n3	PAVEMENT MARKING IN REFLECTIVE CR PAINT FOR STOP	Each	112.00	140.37	735.05	246.86	1,234.29
608n4	PAVEMENT MARKING IN REFLECTIVE TP PAINT FOR STOP	Each	163.70	82.44	1,389.46	408.90	2,044.50
609c	REFLECTORISED ALUMINUM PAVEMENT STUD (RAISED PROFILE TYPE - SINGLE) 100 mm x100 mm	Each	56.62	69.79	646.09	193.13	965.63
609ci	REFLECTORISED PLASTIC PAVEMENT STUD (RAISED PROFILE TYPE - SINGLE) 100 mm x100 mm	Each	36.62	19.99	417.52	118.54	592.68
609d	REFLECTORISED ALUMINUM PAVEMENT STUD (RAISED PROFILE TYPE - DOUBLE) 100 mm x100 mm	Each	56.62	69.79	786.09	228.13	1,140.63

Summary of Rate Analysis

Province: AJ & K
District: KOTLI

Item No.	Description	Unit	Manpower	Plant & Equipment	Material	OH-Profit	Rate (Rs)
609di	REFLECTORISED PLASTIC PAVEMENT STUD (RAISED PROFILE TYPE - DOUBLE) 100 mm x100 mm	Each	36.62	19.99	437.52	123.54	617.68
610b	RIGHT OF WAY MARKER AS PER AMENDED DRAWING CSR-2022	Each	429.76	452.29	2,632.67	878.68	4,393.40
610c	KILOMETER POST	Each	553.86	1,137.30	5,457.83	1,787.25	8,936.25
610d	TEN KILOMETER POST	Each	1,107.73	2,274.61	14,498.12	4,470.11	22,350.56
611a	GALVANIZED WIRE MESH FENCE 1500 mm HIGH WITH PRECAST PRESTRESSED R.C.C. POSTS COMPLETE IN ALL RESPECTS AS PER M2 STANDARD	M	701.56	227.46	4,204.62	1,283.41	6,417.04
612a	FURNISHING AND PLANTING OF TREES (LOCAL INHABITANT) INCL MAINTENANCE FOR 2 YEARS	Each	656.06	2,145.76	27.00	707.21	3,536.03
613a	SPRIGGING (INCL 2 MONTHS MAINTENANCE)	Sq.m	23.06	42.28	61.05	31.60	157.99
613b	SODDING (INCL 2 MONTHS MAINTENANCE)	Sq.m	23.06	42.28	225.64	72.75	363.73
613c	PLACING OF TOP SOIL USING SWEET EARTH	Sq.m	2.20	8.37	52.87	15.86	79.30
613d	MAINTENANCE OF SPRIGGING/SODDING PER SQM PER ADDITIONAL MONTH	Sq.m/Month	7.61	16.69	3.00	6.83	34.13



MINISTRY OF COMMUNICATIONS
GOVERNMENT OF PAKISTAN
ISLAMABAD

COMPOSITE SCHEDULE OF RATES

JANUARY 2024

M□□□□□

Summary of Rate Analysis

Province: AJ & K
District: MIRPUR

Item No.	Description	Unit	Manpower	Plant & Equipment	Material	OH-Profit	Rate (Rs)
101	CLEARING AND GRUBBING	Sq.m	2.77	34.33	-	9.28	46.39
102a	REMOVAL OF TREES 150 - 300 mm GIRTH	Each	71.03	990.38	48.55	277.49	1,387.45
102b	REMOVAL OF TREES 301 - 600 mm GIRTH	Each	131.20	1,538.46	218.44	472.03	2,360.13
102c	REMOVAL OF TREES 601 mm OR OVER GIRTH	Each	629.76	2,956.02	1,165.03	1,187.70	5,938.50
103	STRIPPING	Cu.m	14.87	522.23	-	134.28	671.38
104	COMPACTION OF NATURAL GROUND	Sq.m	2.57	33.30	1.76	9.41	47.03
106a	EXCAVATE UNSUITABLE COMMON MATERIAL	Cu.m	22.86	436.77	-	114.91	574.55
106bi	EXCAVATE UNSUITABLE HARD ROCK MATERIAL	Cu.m	80.90	1,330.18	91.89	375.74	1,878.71
106bii	EXCAVATE UNSUITABLE MEDIUM ROCK MATERIAL	Cu.m	60.67	968.63	-	257.33	1,286.63
106biii	EXCAVATE UNSUITABLE SOFT ROCK MATERIAL	Cu.m	47.00	706.93	-	188.48	942.41
106c	EXCAVATE SURPLUS COMMON MATERIAL	Cu.m	22.86	436.77	-	114.91	574.55
106di	EXCAVATE SURPLUS HARD ROCK MATERIAL	Cu.m	80.90	1,330.18	91.89	375.74	1,878.71
106dii	EXCAVATE SURPLUS MEDIUM ROCK MATERIAL	Cu.m	60.67	968.63	-	257.33	1,286.63
106diii	EXCAVATE SURPLUS SOFT ROCK MATERIAL	Cu.m	47.00	706.93	-	188.48	942.41
107a	STRUCTURAL EXCAVATION IN COMMON MATERIAL	Cu.m	44.92	354.28	-	99.80	499.01
107b	STRUCTURAL EXCAVATION IN COMMON MATERIAL BELOW WATER LEVEL (WHERE DEWATERING IS PERFORMED BY PUMP FOR STRUCTURES ONLY)	Cu.m	310.78	956.15	317.73	396.17	1,980.83
107ci	STRUCTURAL EXCAVATION IN HARD ROCK MATERIAL	Cu.m	80.90	1,099.54	91.89	318.08	1,590.41
107cii	STRUCTURAL EXCAVATION IN MEDIUM ROCK MATERIAL	Cu.m	60.77	777.30	-	209.52	1,047.59
107ciii	STRUCTURAL EXCAVATION IN SOFT ROCK MATERIAL	Cu.m	47.00	540.33	-	146.83	734.16
107d	GRANULAR BACKFILL	Cu.m	181.54	489.29	3,611.55	1,070.60	5,352.99
107e	COMMON BACK FILL	Cu.m	141.54	212.43	11.70	91.42	457.10
108a	FORMATION OF EMBANKMENT FROM ROADWAY EXCAVATION IN COMMON MATERIAL	Cu.m	42.26	532.21	11.70	146.54	732.70
108bi	FORMATION OF EMBANKMENT FROM ROADWAY EXCAVATION IN HARD ROCK MATERIAL	Cu.m	96.80	1,735.06	91.89	480.94	2,404.69
108bii	FORMATION OF EMBANKMENT FROM ROADWAY EXCAVATION IN MEDIUM ROCK MATERIAL	Cu.m	73.90	1,321.48	11.70	351.77	1,758.85
108biii	FORMATION OF EMBANKMENT FROM ROADWAY EXCAVATION IN SOFT ROCK MATERIAL	Cu.m	64.69	991.11	11.70	266.88	1,334.38
108c	FORMATION OF EMBANKMENT FROM BORROW EXCAVATION IN COMMON MATERIAL	Cu.m	41.54	510.20	63.90	153.91	769.55
108d	FORMATION OF EMBANKMENT FROM STRUCTURAL EXCAVATION IN COMMON MATERIAL	Cu.m	41.00	251.60	11.70	76.08	380.38
108e	FORMATION OF EMBANKMENT FROM STRUCTURAL EXCAVATION IN ANY TYPE OF ROCK MATERIAL	Cu.m	71.64	328.53	11.70	102.97	514.84
109a	SUBGRADE PREPARATION IN EARTH CUT	Sq.m	7.71	143.52	3.51	38.69	193.44
109bi	SUBGRADE PREPARATION IN EXISTING ROAD WITHOUT ANY FILL	Sq.m	5.07	127.14	3.12	33.83	169.15
110	IMPROVED SUB-GARDE (CBR>20%)	Cu.m	37.43	614.86	861.46	378.44	1,892.19

Summary of Rate Analysis

Province: AJ & K
District: MIRPUR

Item No.	Description	Unit	Manpower	Plant & Equipment	Material	OH-Profit	Rate (Rs)
114a	DRESSING OF BERM WITHOUT EXTRA MATERIAL	Sq.m	4.55	39.61	1.76	11.48	57.40
114b	DRESSING OF BERM WITH EXTRA MATERIAL	Sq.m	6.50	40.43	16.42	15.84	79.19
201	GRANULAR SUBBASE	Cu.m	58.83	502.22	3,222.56	945.90	4,729.51
202i	AGGREGATE BASE COURSE (WITH PAVER)	Cu.m	89.51	945.21	3,842.32	1,219.26	6,096.31
202ii	AGGREGATE BASE COURSE (WITH GRADER)	Cu.m	89.51	755.38	3,842.32	1,171.81	5,859.03
203a	ASPHALTIC BASE COURSE PLANT MIX (CLASS "A")	Cu.m	305.53	4,498.86	22,083.52	6,721.98	33,609.89
203b	ASPHALTIC BASE COURSE PLANT MIX (CLASS "B")	Cu.m	305.53	4,498.86	22,719.37	6,880.94	34,404.69
203c	ASPHALTIC LEVELLING COURSE PLANT MIX (CLASS "A")	Cu.m	305.53	4,497.87	22,456.84	6,815.06	34,075.30
203d	ASPHALTIC LEVELLING COURSE PLANT MIX (CLASS "B")	Cu.m	305.53	4,497.87	22,906.11	6,927.38	34,636.88
204b	CEMENT STABILIZED BASE	Cu.m	149.59	984.34	4,980.89	1,528.71	7,643.53
204c	CEMENT CONTENT	Ton	615.40	-	28,264.74	7,220.04	36,100.18
204d	LIQUID ASPHALT FOR CURING SEAL, TYPE MC-250	Ton	1,266.70	4,286.43	167,189.73	43,185.72	215,928.58
204e	EMULSIFIED ASPHALT FOR CURING SEAL, TYPE SS-1	Ton	1,266.70	4,286.43	163,109.73	42,165.72	210,828.58
205a	GRADED CRUSHED AGGREGATE CRACK-RELIEF LAYER	Cu.m	515.83	256.51	3,912.03	1,171.09	5,855.46
205b	ASPHALTIC OPEN-GRADED PLANT MIX CRACK-RELIEF LAYER	Cu.m	284.91	5,452.84	21,682.87	6,855.16	34,275.78
206b	WATER BOUND MACADAM BASE WITH COARSE AGG: CLASS B	Cu.m	567.40	242.36	3,770.62	1,145.10	5,725.48
207a	DEEP PATCHING (0-15 cm)	Sq.m	8.82	69.44	222.61	75.22	376.09
207b	DEEP PATCHING (15-30 cm)	Sq.m	8.82	69.44	222.61	75.22	376.09
208	REINSTATEMENT OF ROAD SURFACE	Sq.m	9.89	196.05	0.98	51.73	258.64
209a	BREAKING OF EXISTING ROAD PAVEMENT STRUCTURE	Cu.m	23.96	876.77	6.50	226.81	1,134.03
209b	SCARIFICATION OF EXISTING ROAD PAVEMENT	Sq.m	4.79	114.97	0.97	30.18	150.91
215a	PROVIDING AND PLACING GEOTEXTILE 190 GSM, 100% CONTINUOUS POLYPROPYLENE NONWOVEN, ISOTROPIC, THERMALLY & MECHANICALLY BONDED. 100 YEARS LIFE OXIDATION RESISTANCE (IMPORTED)	Sq.m	13.01	3.27	907.15	230.86	1,154.29
302a	CUT-BACK ASPHALT FOR BITUMINOUS PRIME COAT	Sq.m	1.57	2.01	171.24	43.71	218.53
302b	EMULSIFIED ASPHALT FOR BITUMINOUS PRIME COAT	Sq.m	1.51	2.32	165.17	42.25	211.25
303a	CUT-BACK ASPHALT FOR BITUMINOUS TACK COAT	Sq.m	0.63	1.39	69.32	17.84	89.18
303b	EMULSIFIED ASPHALT FOR BITUMINOUS TACK COAT	Sq.m	0.63	1.39	66.06	17.02	85.10
304ai	SINGLE SURFACE TREATMENT	Sq.m	3.27	58.64	315.63	94.39	471.93
304aii	SINGLE SURFACE TREATMENT W/O PRIME COAT	Sq.m	3.27	57.34	206.49	66.78	333.88
304bi	DOUBLE SURFACE TREATMENT	Sq.m	5.36	71.62	651.69	182.17	910.84
304bii	DOUBLE SURFACE TREATMENT W/O PRIME COAT	Sq.m	5.36	70.01	542.54	154.48	772.40
304ci	TRIPLE SURFACE TREATMENT	Sq.m	9.77	79.66	770.25	214.92	1,074.59
304cii	TRIPLE SURFACE TREATMENT W/O PRIME COAT	Sq.m	9.77	77.94	660.89	187.15	935.75

Summary of Rate Analysis

Province: AJ & K
District: MIRPUR

Item No.	Description	Unit	Manpower	Plant & Equipment	Material	OH-Profit	Rate (Rs)
304d	SEAL COAT	Sq.m	4.05	17.06	90.84	27.99	139.95
305a	ASPHALTIC CONCRETE FOR WEARING COURSE (CLASS "A")	Cu.m	268.31	4,679.44	23,980.62	7,232.09	36,160.46
305b	ASPHALTIC CONCRETE FOR WEARING COURSE (CLASS "B")	Cu.m	268.31	4,679.44	24,427.24	7,343.75	36,718.74
307a	DENSE GRADED HOT BIT-MAC	Cu.m	1,050.80	1,579.88	21,407.40	6,009.52	30,047.61
307b	OPEN GRADED HOT BIT-MAC	Cu.m	1,050.80	1,579.88	21,200.03	5,957.68	29,788.40
308a	RECYCLING OF ASPHALT CONCRETE (0 - 60 mm THICK)	Cu.m	157.36	2,568.04	3,880.05	1,651.36	8,256.81
308b	BITUMEN BINDER GRADE (40 - 50, 60 - 70, 80 - 100)	Ton	410.27	2,399.01	154,285.10	39,273.59	196,367.96
309a	COLD MILLING, 0 - 30 mm	Sq.m	3.21	60.22	57.98	30.35	151.76
309b	COLD MILLING, 0 - 50 mm	Sq.m	6.37	99.47	96.12	50.49	252.45
309c	COLD MILLING, 0 - 70 mm	Sq.m	12.04	137.24	134.13	70.85	354.26
309d	COLD MILLING, 0 - 100 mm	Sq.m	13.89	182.03	192.59	97.13	485.64
309e	COLD MILLING, 0 - 130 mm	Sq.m	18.06	236.64	250.37	126.27	631.33
310a	JOINTED PLAIN CONCRETE PAVEMENT (JPCP) USING MINIMUM 5000 PSI CLASS CONCRETE LAID THROUGH CONCRETE PAVER INCLUDING TRANSVERSE AND LONGITUDINAL JOINTS FORMATION, EXPANSION CAPS AND FILLING WITH SEALANT COMPLETE IN ALL RESPECTS EXCLUDING REINFORCEMENT (DOWEL/TIE BARS)	Cu.m	529.25	9,169.31	24,093.16	8,447.93	42,239.64
401a1i	CONCRETE CLASS "A1" (UNDERGROUND)	Cu.m	1,756.47	5,954.17	12,730.66	5,110.32	25,551.61
401a1ii	CONCRETE CLASS "A1" (ON GROUND)	Cu.m	1,756.47	5,954.98	14,628.95	5,585.10	27,925.49
401a1iii	CONCRETE CLASS "A1" (ELEVATED)	Cu.m	1,756.47	5,954.17	15,330.21	5,760.21	28,801.05
401a2i	CONCRETE CLASS "A2" (UNDERGROUND)	Cu.m	1,756.47	5,955.09	13,904.76	5,404.08	27,020.40
401a2 ii	CONCRETE CLASS "A2" (ON GROUND)	Cu.m	1,756.47	6,151.71	15,803.05	5,927.81	29,639.04
401a2iii	CONCRETE CLASS "A2" (ELEVATED)	Cu.m	1,830.83	5,954.98	16,504.31	6,072.53	30,362.65
401a3i	CONCRETE CLASS "A3" (UNDERGROUND)	Cu.m	1,756.47	5,954.17	15,247.31	5,739.49	28,697.43
401a3ii	CONCRETE CLASS "A3" (ON GROUND)	Cu.m	1,756.47	6,151.71	17,145.60	6,263.45	31,317.23
401a3iii	CONCRETE CLASS "A3" (ELEVATED)	Cu.m	1,830.83	5,955.09	17,846.86	6,408.20	32,040.98
401b	CONCRETE CLASS "B"	Cu.m	2,247.94	2,295.94	10,733.86	3,819.44	19,097.18
401ci	CONCRETE CLASS "C" (UNDERGROUND)	Cu.m	1,688.94	5,105.91	11,884.16	4,669.76	23,348.78
401cii	CONCRETE CLASS "C" (ON GROUND)	Cu.m	1,738.52	5,076.17	13,794.94	5,152.41	25,762.03
401ciii	CONCRETE CLASS "C" (ELEVATED)	Cu.m	1,738.52	5,104.06	14,483.71	5,331.57	26,657.85
401di	CONCRETE CLASS "D1"	Cu.m	2,738.56	5,954.17	19,514.85	7,051.90	35,259.48
401dii	CONCRETE CLASS "D2"	Cu.m	2,738.56	5,955.09	21,040.50	7,433.54	37,167.70
401diii	CONCRETE CLASS "D3"	Cu.m	2,738.56	5,955.09	22,386.44	7,770.03	38,850.13
401e	CONCRETE CLASS "Y"	Cu.m	1,756.47	4,032.53	17,757.38	5,886.59	29,432.96
401f	LEAN CONCRETE	Cu.m	1,470.81	1,858.74	8,287.67	2,904.31	14,521.53

Summary of Rate Analysis

Province: AJ & K
District: MIRPUR

Item No.	Description	Unit	Manpower	Plant & Equipment	Material	OH-Profit	Rate (Rs)
401gi	PRECAST CONCRETE CLASS "A1"	Cu.m	4,169.37	2,645.64	15,249.69	5,516.18	27,580.89
401gii	PRECAST CONCRETE CLASS "A3"	Cu.m	4,169.37	2,645.64	17,946.07	6,190.27	30,951.35
401giii	PRECAST CONCRETE CLASS "B"	Cu.m	4,169.37	3,272.64	12,757.03	5,049.76	25,248.81
401giv	PRECAST CONCRETE CLASS "D1"	Cu.m	2,971.47	5,955.09	19,589.81	7,129.09	35,645.46
401gv	PRECAST CONCRETE CLASS "D2"	Cu.m	2,971.47	5,955.09	21,115.46	7,510.51	37,552.54
401gvi	PRECAST CONCRETE CLASS "D3"	Cu.m	2,971.47	5,955.09	22,461.40	7,846.99	39,234.96
401h	PLUM (CYCLOPEAN / RUBBLE) CONCRETE (2:1 CONCRETE, STONE RATIO)	Cu.m	1,984.68	2,240.91	8,301.07	3,131.67	15,658.33
404a	REINFORCEMENT AS PER AASHTO M-31 GRADE 40	Ton	8,049.48	1,389.72	273,525.59	70,741.20	353,705.99
404 b	REINFORCEMENT AS PER AASHTO M-31 GRADE 60	Ton	8,049.48	1,389.72	275,625.59	71,266.20	356,330.99
404h	REINFORCEMENT (STRUCTURAL SHAPES) AS PER ASTM-A-36	Ton	4,450.60	3,105.46	319,335.99	81,723.01	408,615.06
405a	PRE-STRESSING WIRE STRAND 3/8" - 1/2" DIA COMPLETE IN ALL RESPECT	Ton	9,969.48	13,179.98	721,182.99	186,083.11	930,415.55
405b	LAUNCHING OF GIRDER	Ton	307.70	1,861.92	-	542.41	2,712.03
406a	PREMOULDED JOINT FILLER 12 mm THICK WITH BITUMASTIC JOINT SEAL	Sq.m	567.54	-	3,805.47	1,093.25	5,466.26
406b	NEOPRENE RUBBER JOINT FILLER 6 mm THICK WITH BITUMASTIC JOINT SEAL	Sq.m	382.92	-	9,871.01	2,563.48	12,817.41
406ci	STEEL EXPANSION JOINTS AS PER DESIGN LOCAL (PAKISTAN MAKE),PSQCA CERTIFIED	Kg	39.95	6.17	692.26	184.60	922.99
406cii	50 mm EXPANSION JOINT-NOSING TYPE WITH TWO ALUMINUM ALLOY SECTIONS AND ELASTOMERIC PROFILE IMPORTED (EUROPEAN/AMERICAN MAKE)	M	1,384.65	-	107,116.32	27,125.24	135,626.21
406ciii	50 mm EXPANSION JOINT-NOSING TYPE WITH TWO ALUMINUM ALLOY SECTIONS AND ELASTOMERIC PROFILE IMPORTED (WEST ASIAN MAKE)	M	1,384.65	-	94,707.23	24,022.97	120,114.85
406civ	110 mm EXPANSION JOINT-CANTILEVER SAW TEETH WITH TWO ALUMINUM ALLOY SECTIONS IMPORTED (EUROPEAN/AMERICAN MAKE)	M	1,384.65	-	398,895.80	100,070.11	500,350.56
406cv	110 mm EXPANSION JOINT-CANTILEVER SAW TEETH WITH TWO ALUMINUM ALLOY SECTIONS IMPORTED (WEST ASIAN MAKE)	M	1,384.65	-	338,913.98	85,074.66	425,373.29
406cvi	65 mm EXPANSION JOINT-NOSING-MOLDED VULCANIZED ELASTOMER SINGLE SECTION (ONE PIECE, MONOBLOCK) IMPORTED (EUROPEAN/AMERICAN MAKE)	M	1,384.65	-	81,017.03	20,600.42	103,002.10
406cvii	65 mm EXPANSION JOINT-NOSING-MOLDED VULCANIZED ELASTOMER SINGLE SECTION (ONE PIECE, MONOBLOCK) IMPORTED (WEST ASIAN MAKE)	M	1,384.65	-	71,381.57	18,191.56	90,957.78
406cviii	50 mm EXPANSION JOINT- TWO PROFILE ALLOY ALUMINUM 6063 T 6 CONTINUOUS CR PROFILE, SOCKETS STUDS LOCAL (PAKISTAN MAKE),PSQCA CERTIFIED	M	1,384.65	-	64,081.77	16,366.61	81,833.03
406cix	65 mm EXPANSION JOINT-W SECTION CR VULCANIZED MOLDED NOSING LOCAL (PAKISTAN MAKE),PSQCA CERTIFIED	M	1,384.65	-	61,632.48	15,754.28	78,771.41

Summary of Rate Analysis

Province: AJ & K
District: MIRPUR

Item No.	Description	Unit	Manpower	Plant & Equipment	Material	OH-Profit	Rate (Rs)
406cx	50 mm EXPANSION JOINT- INDIGENOUS TYPE 15MM THICK TWO VERTICAL STEEL PLATES WELDED 10MM THICK ROUND STEEL BARS LOCAL (PAKISTAN MAKE),PSQCA CERTIFIED	M	1,384.65	-	71,521.78	18,226.61	91,133.04
406cxi	110 mm EXPANSION JOINT SAW TEETH FOUR PROFILE ALUMINUM ALLOY 6063-T6 CONTINOUS CR PROFILE NOISE FREE LOCAL (PAKISTAN MAKE),PSQCA CERTIFIED	M	1,384.65	-	160,729.44	40,528.52	202,642.61
406cxii	80 mm EXPANSION JOINT STEEL GRADE EN10025 SOUND ISOLATED SILENT TYPE WITH SINUS PLATES IMPORTED (WEST ASIAN MAKE)	M	1,292.34	-	152,711.68	38,501.01	192,505.03
406cxiii	50 mm EXPANSION JOINT-NOSING TYPE WITH TWO ALUMINUM ALLOY SECTIONS AND ELASTOMERIC PROFILE IMPORTED (EAST ASIAN MAKE)	M	1,384.65	-	99,479.95	25,216.15	126,080.75
406cxiv	65 mm EXPANSION JOINT-NOSING-MOLDED VULCANIZED ELASTOMER SINGLE SECTION (ONE PIECE, MONOBLOCK) IMPORTED (EAST ASIAN MAKE)	M	1,384.65	-	79,495.21	20,219.97	101,099.83
406cxv	110 mm EXPANSION JOINT-CANTILEVER SAW TEETH WITH TWO ALUMINUM ALLOY SECTIONS IMPORTED (EAST ASIAN MAKE)	M	1,384.65	-	369,732.16	92,779.20	463,896.01
406cxvi	100 MM ELASTOMERIC MONOBLOCK EXPANSION JOINT MIDDLE TOP SURFACE VULCANIZED ALUMINUM WITH RUBBER IMPORTED (WEST ASIAN MAKE)	M	1,384.65	-	121,141.16	30,631.45	153,157.26
406cxvii	80 mm EXPANSION JOINT ZIGZAG FINGER DUAL STRUCTURE ALUMINUM LESS NOISE LOCAL (PAKISTAN MAKE),PSQCA CERTIFIED	M	1,384.65	-	118,480.37	29,966.26	149,831.28
406di	PVC WATER STOPS 6" SIZE (12 mm THICK)	M	338.48	-	1,655.33	498.45	2,492.25
406dii	PVC WATER STOPS 8" SIZE (12 mm THICK)	M	338.48	-	2,542.37	720.21	3,601.05
406e	ELASTOMERIC BEARING PADS (ACCORDING TO SIZE AND THICKNESS) LOCAL (PAKISTAN MAKE),PSQCA CERTIFIED	Cu.cm	0.08	-	7.52	1.90	9.50
406ei	ELASTOMERIC BEARING PADS (ACCORDING TO SIZE AND THICKNESS) IMPORTED (WEST ASIAN MAKE)	Cu.cm	0.10	-	8.44	2.14	10.68
406eii	ELASTOMERIC BEARING PADS (ACCORDING TO SIZE AND THICKNESS) IMPORTED (EUROPEAN/AMERICAN MAKE)	Cu.cm	0.10	-	12.54	3.16	15.80
406eiii	ELASTOMERIC BEARING PADS (ACCORDING TO SIZE AND THICKNESS) IMPORTED (EAST ASIAN MAKE)	Cu.cm	0.10	-	10.24	2.59	12.93
406f	ASPHALT FELT (3 PLY)	Sq.m	133.85	-	755.51	222.34	1,111.70
407di	CAST IN PLACE PILES UP TO 0.8 m DIA IN NORMAL SOIL (BORING ONLY)	M	718.42	7,410.50	589.22	2,179.54	10,897.68
407dii	CAST IN PLACE PILES UP TO 0.8 m DIA IN GRAVEL STRATA (BORING ONLY)	M	1,709.25	9,350.82	742.36	2,950.61	14,753.04
407diii	CAST IN PLACE PILES > 0.8 m UPTO 1 m DIA IN NORMAL SOIL (BORING ONLY)	M	786.69	8,535.65	646.64	2,492.24	12,461.21
407div	CAST IN PLACE PILES > 0.8 m UPTO 1 m DIA IN GRAVEL STRATA (BORING ONLY)	M	1,973.05	11,012.72	885.90	3,467.92	17,339.59
407dv	CAST IN PLACE PILES > 1 m UPTO 1.5 m DIA IN NORMAL SOIL (BORING ONLY)	M	1,005.35	16,470.20	1,477.12	4,738.17	23,690.83

Summary of Rate Analysis

Province: AJ & K
District: MIRPUR

Item No.	Description	Unit	Manpower	Plant & Equipment	Material	OH-Profit	Rate (Rs)
407dvi	CAST IN PLACE PILES > 1 m UPTO 1.5 m DIA IN GRAVEL STRATA (BORING ONLY)	M	4,295.36	24,288.70	1,477.14	7,515.30	37,576.50
407dvii	CAST IN PLACE PILES > 1.5 m UPTO 2 m DIA IN NORMAL SOIL (BORING ONLY)	M	1,488.99	23,636.61	2,195.14	6,830.19	34,150.93
407dviii	CAST IN PLACE PILES > 1.5 m UPTO 2 m DIA IN GRAVEL STRATA (BORING ONLY)	M	6,156.96	35,351.52	2,195.14	10,925.91	54,629.53
407ki	CONFIRMATORY BORING IN SOIL STRATA (NX SIZE) INCLUDING TESTING AND REPORTING	M	701.56	2,943.81	4,187.87	1,958.31	9,791.55
407kii	CONFIRMATORY BORING IN GRAVEL STRATA (NX SIZE) INCLUDING TESTING AND REPORTING	M	1,403.11	5,819.79	3,005.86	2,557.19	12,785.95
407kiii	CONFIRMATORY BORING IN ROCK STRATA (NX SIZE) INCLUDING TESTING AND REPORTING	M	2,806.22	11,520.59	913.36	3,810.04	19,050.21
407s	PILE LOAD TEST UPTO 550 TON	Each	33,231.60	194,109.04	1,474,122.00	425,365.66	2,126,828.30
407t	PILE LOAD TEST UPTO 800 TON	Each	40,616.40	212,829.44	2,151,448.00	601,223.46	3,006,117.30
407u	PILE LOAD TEST UPTO 1000 TON	Each	40,616.40	212,829.44	2,689,310.00	735,688.96	3,678,444.80
407v	PILE LOAD TEST UPTO 1200 TON	Each	40,616.40	212,829.44	3,164,772.00	854,554.46	4,272,772.30
407w	PILE LOAD TEST UPTO 1500 TON	Each	40,616.40	212,829.44	3,826,965.00	1,020,102.71	5,100,513.55
407x	PILE LOAD TEST UPTO 2000 TON	Each	40,616.40	212,829.44	4,312,965.00	1,141,602.71	5,708,013.55
407y	PILE LOAD TEST UPTO 2500 TON	Each	40,616.40	256,052.72	4,798,965.00	1,273,908.53	6,369,542.65
407l	PERMANENT PILE CASING FOR PILES	Ton	2,530.83	16,743.29	371,898.59	97,793.18	488,965.89
410	BRICK WORK	Cu.m	1,506.49	855.56	12,283.65	3,661.43	18,307.14
411a	STONE MASONRY RANDOM DRY	Cu.m	1,203.11	497.51	4,440.82	1,535.36	7,676.79
411b	STONE MASONRY RANDOM WITH MORTAR	Cu.m	1,280.03	689.88	8,611.43	2,645.34	13,226.68
411c	STONE MASONRY DRESSED UNCOURSED DRY	Cu.m	1,895.43	497.51	5,102.15	1,873.77	9,368.86
411d	STONE MASONRY DRESSED UNCOURSED WITH MORTAR	Cu.m	2,233.90	689.88	8,959.26	2,970.76	14,853.80
411g	ROLL POINTING	Sq.m	252.93	44.48	296.45	148.47	742.33
412a	STONE MASONRY DRESSED COURSED WITH MORTAR	Cu.m	2,895.45	1,045.25	8,959.26	3,224.99	16,124.95
501a	R . C . C. PIPE CULVERT AASHTO-M 170 CLASS II DIA 310 mm	M	496.94	2,251.00	2,344.40	1,273.08	6,365.41
501b	R . C . C. PIPE CULVERT AASHTO-M 170 CLASS II DIA 380 mm	M	513.86	2,276.83	2,967.49	1,439.55	7,197.73
501c	R . C . C. PIPE CULVERT AASHTO-M 170 CLASS II DIA 460 mm	M	833.87	2,307.83	3,487.67	1,657.34	8,286.70
501d	R . C . C. PIPE CULVERT AASHTO-M 170 CLASS II DIA 610 mm	M	931.49	2,331.45	5,205.42	2,117.09	10,585.46
501e	R . C . C. PIPE CULVERT AASHTO-M 170 CLASS II DIA 760 mm	M	1,034.99	2,282.16	10,604.68	3,480.46	17,402.30
501f	R . C . C. PIPE CULVERT AASHTO-M 170 CLASS II DIA 910 mm	M	1,195.84	2,392.63	15,175.52	4,691.00	23,454.99
501g	R . C . C. PIPE CULVERT AASHTO-M 170 CLASS II DIA 1070 mm	M	1,386.46	2,711.57	20,629.45	6,181.87	30,909.35

Summary of Rate Analysis

Province: AJ & K
District: MIRPUR

Item No.	Description	Unit	Manpower	Plant & Equipment	Material	OH-Profit	Rate (Rs)
501h	R . C . C. PIPE CULVERT AASHTO-M 170 CLASS II DIA 1220 mm	M	1,683.56	3,072.83	25,637.64	7,598.51	37,992.54
501i	R . C . C. PIPE CULVERT AASHTO-M 170 CLASS II DIA 1520 mm	M	2,169.29	3,606.98	43,563.18	12,334.86	61,674.31
501j	R . C . C. PIPE CULVERT AASHTO-M 170 CLASS IV DIA 310 mm	M	496.94	2,251.00	2,961.04	1,427.24	7,136.21
501k	R . C . C. PIPE CULVERT AASHTO-M 170 CLASS IV DIA 380 mm	M	513.86	2,276.83	3,579.21	1,592.48	7,962.38
501l	R . C . C. PIPE CULVERT AASHTO-M 170 CLASS IV DIA 460 mm	M	833.87	2,307.83	4,309.31	1,862.75	9,313.75
501m	R . C . C. PIPE CULVERT AASHTO-M 170 CLASS IV DIA 610 mm	M	931.49	2,331.45	8,132.82	2,848.94	14,244.71
501n	R . C . C. PIPE CULVERT AASHTO-M 170 CLASS IV DIA 760 mm	M	1,034.99	2,282.16	12,826.88	4,036.01	20,180.05
501o	R . C . C. PIPE CULVERT AASHTO-M 170 CLASS IV DIA 910 mm	M	1,195.84	2,392.63	19,044.28	5,658.19	28,290.94
501p	R . C . C. PIPE CULVERT AASHTO-M 170 CLASS IV DIA 1070 mm	M	1,386.46	2,711.57	24,792.59	7,222.66	36,113.28
501q	R . C . C. PIPE CULVERT AASHTO-M 170 CLASS IV DIA 1220 mm	M	1,683.56	3,072.83	33,999.70	9,689.02	48,445.11
501r	R . C . C. PIPE CULVERT AASHTO-M 170 CLASS IV DIA 1520 mm	M	2,169.29	3,606.98	70,198.40	18,993.67	94,968.33
502a	GRANULAR MATERIAL IN BED TO CONCRETE PIPE CULVERT	Cu.m	500.53	373.94	3,454.22	1,082.17	5,410.85
502b	CONCRETE CLASS "B" IN BEDDING AND ENCASEMENT CONCRETE PIPE CULVERT	Cu.m	2,535.13	1,811.42	12,079.80	4,106.59	20,532.94
507a	STEEL WIRE MESH (9 SWG) FOR GABIONS	Kg	25.90	-	410.17	109.02	545.09
507b	ROCK FILL IN GABIONS	Cu.m	492.32	-	3,255.57	936.97	4,684.86
508a	BRICK PAVING (SINGLE COURSE)	Sq.m	523.70	22.80	782.20	332.18	1,660.88
508b	BRICK PAVING (DOUBLE COURSE)	Sq.m	923.71	42.62	1,564.13	632.62	3,163.08
509a	RIP RAP CLASS "A"	Cu.m	1,529.88	204.32	3,542.36	1,319.14	6,595.70
509b	RIP RAP CLASS "B"	Cu.m	1,628.21	121.58	3,624.23	1,343.51	6,717.53
509c	RIP RAP CLASS "C"	Cu.m	1,707.73	95.06	3,736.56	1,384.84	6,924.19
509ci	RIP RAP CLASS "D" (101 kg TO 150 kg)	Cu.m	1,051.30	897.80	3,954.23	1,475.83	7,379.16
509d	GROUTED RIP RAP CLASS "A"	Cu.m	1,849.89	334.20	7,766.36	2,487.61	12,438.05
509e	GROUTED RIP RAP CLASS "B"	Cu.m	2,305.09	251.45	7,520.18	2,519.18	12,595.90
509f	GROUTED RIP RAP CLASS "C"	Cu.m	2,648.26	203.29	7,344.38	2,548.98	12,744.91
509fi	GROUTED RIP RAP CLASS "D" (101 kg TO 150 kg)	Cu.m	2,648.26	1,225.70	7,437.58	2,827.89	14,139.43
509g	REINFORCED CONCRETE SLOPE PROTECTION 20 cm THICK EXCLUDING REINFORCEMENT	Cu.m	2,449.65	1,409.66	14,998.34	4,714.41	23,572.05
509h	FILTER LAYER OF GRANULAR MATERIAL	Cu.m	260.15	466.63	3,445.74	1,043.13	5,215.65
510	DISMANTLING OF STRUCTURE AND OBSTRUCTIONS	Cu.m	883.10	1,551.20	-	608.58	3,042.88

Summary of Rate Analysis

Province: AJ & K
District: MIRPUR

Item No.	Description	Unit	Manpower	Plant & Equipment	Material	OH-Profit	Rate (Rs)
511a1	DRY STONE PITCHING (15-20 cm THICK)	Sq.m	412.32	142.15	624.91	294.85	1,474.23
511a2	DRY STONE PITCHING (20-25 cm THICK)	Sq.m	471.22	162.45	803.56	359.31	1,796.54
511b1	GROUTED STONE PITCHING (15-20 cm THICK) WITH BITUMEN JOINTS	Sq.m	393.86	95.26	2,192.71	670.46	3,352.28
511b2	GROUTED STONE PITCHING (20-25 cm THICK) WITH BITUMEN JOINTS	Sq.m	450.12	108.87	2,744.70	825.92	4,129.61
511b3	GROUTED STONE PITCHING (15-20 cm THICK) WITH PCC BANDS (PAID SEPERATLY)	Sq.m	361.55	95.26	1,495.23	488.01	2,440.04
511b4	GROUTED STONE PITCHING (20-25 cm THICK) WITHIN P.C.C. BANDS (PAID SEPERATELY)	Sq.m	413.20	108.87	1,866.55	597.15	2,985.76
513a	FIBER GLASS REINFORCED POLYESTER GRATING SIZE (600 mm X 600 mm) CLASS D 400 WITH FRAME (IMPORTED)	Each	627.71	1,310.15	83,375.57	21,328.36	106,641.79
513b	FIBER GLASS REINFORCED POLYESTER GRATING SIZE (876 mm X 603 mm) CLASS C 250 WITH FRAME (IMPORTED)	Each	627.71	1,310.15	101,890.46	25,957.08	129,785.40
601aii	R.C.C. NEW JERSEY BARRIER (IN-SITU) FOR MEDIAN DOUBLE FACE 810 mm ABOVE GROUND (INCL. REINFORCEMENT) - AS PER AMENDED DRAWING CSR-2022	M	784.48	1,599.86	9,763.14	3,036.87	15,184.34
601aiii	R.C.C. NEW JERSEY BARRIER (IN-SITU) FOR MEDIAN DOUBLE FACE 1010 mm ABOVE GROUND (INCL. REINFORCEMENT) - AS PER AMENDED DRAWING CSR-2022	M	784.48	1,633.63	10,774.67	3,298.20	16,490.98
601aiv	R.C.C. NEW JERSEY BARRIER (IN-SITU SLIP FORMED) FOR MEDIAN DOUBLE FACE 810 mm ABOVE GROUND (INCL. REINFORCEMENT)-AS PER AMENDED DRAWING CSR-2022	M	203.18	2,373.75	8,713.87	2,822.70	14,113.49
601av	R.C.C. NEW JERSEY BARRIER (IN-SITU SLIP FORMED) FOR MEDIAN DOUBLE FACE 1010 mm ABOVE GROUND (INCL. REINFORCEMENT)-AS PER AMENDED DRAWING CSR-2022	M	203.18	2,413.02	9,044.49	2,915.17	14,575.85
601di	PRECAST CURB IN CONCRETE CLASS A-1 OF SIZE 450 x 150 mm INCL. BEDDING & HAUNCHING	M	131.70	227.43	1,711.84	517.74	2,588.71
601dii	R.C.C. NEW JERSEY BARRIER (PRE-CAST) FOR MEDIAN DOUBLE FACE 810 mm ABOVE GROUND (INCL. REINFORCEMENT)-AS PER AMENDED DRAWING CSR 2022	M	340.94	992.60	13,836.73	3,792.57	18,962.84
601diii	R.C.C. NEW JERSEY BARRIER (PRE-CAST) FOR MEDIAN DOUBLE FACE 1010 mm ABOVE GROUND (INCL. REINFORCEMENT)-AS PER AMENDED DRAWING CSR 2022	M	340.94	961.64	15,146.92	4,112.37	20,561.86
603	BRICK EDGING	M	44.62	-	143.14	46.94	234.69
604a	METAL GUARD RAIL	M	139.27	74.81	7,755.82	1,992.48	9,962.39
604b	METAL GUARD RAIL END PIECES	Each	461.55	284.29	7,233.61	1,994.86	9,974.31
604d	STEEL POST FOR METAL GUARD RAIL	Each	264.62	258.73	8,870.44	2,348.45	11,742.24
605a	CONCRETE BEAM GUARDRAIL (INCL. REINFORCEMENT)	Cu.m	6,234.02	905.85	45,755.13	13,223.75	66,118.75
605c	CONCRETE POST FOR GUARDRAIL (INCL REINFORCEMENT)	Cu.m	6,234.02	905.85	45,634.86	13,193.68	65,968.41

Summary of Rate Analysis

Province: AJ & K
District: MIRPUR

Item No.	Description	Unit	Manpower	Plant & Equipment	Material	OH-Profit	Rate (Rs)
607ai	TRAFFIC SIGN CAT 1i - 90 cm SIGN BOARD IN HIGH INTENSITY REFLECTIVE SHEET LAMINATED ON 1.8 mm THICK G.I SHEET WITH G.I PIPE DIA 3" AND THICKNESS 8 GUAGE	Each	1,374.39	711.82	24,600.12	6,671.58	33,357.91
607aii	TRAFFIC SIGN CAT 1ii - 105 cm SIGN BOARD IN HIGH INTENSITY REFLECTIVE SHEET LAMINATED ON 1.8 mm THICK G.I SHEET WITH G.I PIPE DIA 3" AND THICKNESS 8 GUAGE	Each	1,224.94	663.38	26,691.76	7,145.02	35,725.10
607aiii	TRAFFIC SIGN CAT 1iii - 120 cm SIGN BOARD IN HIGH INTENSITY REFLECTIVE SHEET LAMINATED ON 1.8 mm THICK G.I SHEET WITH G.I PIPE DIA 3" AND THICKNESS 8 GUAGE	Each	1,374.39	711.82	32,163.87	8,562.52	42,812.60
607aiv	TRAFFIC SIGN CAT 1i - 90 cm DIGITAL PRINTING SIGN BOARD IN HIGH INTENSITY REFLECTIVE SHEET LAMINATED ON 1.8 mm THICK G.I SHEET WITH G.I PIPE DIA 3" AND THICKNESS 8 GUAGE	Each	1,374.39	711.82	25,689.57	6,943.95	34,719.73
607av	TRAFFIC SIGN CAT 1ii - 105 CM DIGITAL PRINTING SIGN BOARD IN HIGH INTENSITY REFLECTIVE SHEET LAMINATED ON 1.8 mm THICK G.I SHEET WITH G.I PIPE DIA 3" AND THICKNESS 8 GUAGE	Each	1,374.39	711.82	29,632.22	7,929.61	39,648.04
607avi	TRAFFIC SIGN CAT 1iii - 120 cm DIGITAL PRINTING SIGN BOARD IN HIGH INTENSITY REFLECTIVE SHEET LAMINATED ON 1.8 mm THICK G.I SHEET WITH G.I PIPE DIA 3" AND THICKNESS 8 GUAGE	Each	1,374.39	711.82	34,100.67	9,046.72	45,233.60
607bi	TRAFFIC SIGN CAT 2i - 90 cm SIGN BOARD IN HIGH INTENSITY REFLECTIVE SHEET LAMINATED ON 1.8 mm THICK G.I SHEET WITH G.I PIPE DIA 3" AND THICKNESS 8 GUAGE	Each	1,517.99	512.11	30,167.36	8,049.36	40,246.81
607bii	TRAFFIC SIGN CAT 2ii - 105 cm SIGN BOARD IN HIGH INTENSITY REFLECTIVE SHEET LAMINATED ON 1.8 mm THICK G.I SHEET WITH G.I PIPE DIA 3" AND THICKNESS 8 GUAGE	Each	1,517.99	512.11	35,629.77	9,414.97	47,074.83
607biii	TRAFFIC SIGN CAT 2iii - 120 cm SIGN BOARD IN HIGH INTENSITY REFLECTIVE SHEET LAMINATED ON 1.8 mm THICK G.I SHEET WITH G.I PIPE DIA 3" AND THICKNESS 8 GUAGE	Each	1,517.99	512.11	41,932.55	10,990.66	54,953.30
607biv	TRAFFIC SIGN CAT 2i - 90 cm DIGITAL PRINTING SIGN BOARD IN HIGH INTENSITY REFLECTIVE SHEET LAMINATED ON 1.8 mm THICK G.I SHEET WITH G.I PIPE DIA 3" AND THICKNESS 8 GUAGE	Each	1,517.99	512.11	32,214.54	8,561.16	42,805.79
607bv	TRAFFIC SIGN CAT 2ii - 105 cm DIGITAL PRINTING SIGN BOARD IN HIGH INTENSITY REFLECTIVE SHEET LAMINATED ON 1.8 mm THICK G.I SHEET WITH G.I PIPE DIA 3" AND THICKNESS 8 GUAGE	Each	1,517.99	512.11	37,957.86	9,996.99	49,984.94
607bvi	TRAFFIC SIGN CAT 2iii - 120 cm DIGITAL PRINTING SIGN BOARD IN HIGH INTENSITY REFLECTIVE SHEET LAMINATED ON 1.8 mm THICK G.I SHEET WITH G.I PIPE DIA 3" AND THICKNESS 8 GUAGE	Each	1,517.99	512.11	44,973.32	11,750.85	58,754.26
607ci	TRAFFIC SIGN CAT 3A SIGN BOARD IN HIGH INTENSITY REFLECTIVE SHEET LAMINATED ON 1.8 mm THICK G.I SHEET WITH G.I PIPE DIA 3" AND THICKNESS 8 GUAGE	Each	1,517.99	924.53	40,280.27	10,680.70	53,403.48

Summary of Rate Analysis

Province: AJ & K
District: MIRPUR

Item No.	Description	Unit	Manpower	Plant & Equipment	Material	OH-Profit	Rate (Rs)
607cii	TRAFFIC SIGN CAT 3A DIGITAL PRINTING SIGN BOARD IN HIGH INTENSITY REFLECTIVE SHEET LAMINATED ON 1.8 mm THICK G.I SHEET WITH G.I PIPE DIA 3" AND THICKNESS 8 GUAGE	Each	1,517.99	924.53	42,970.27	11,353.20	56,765.98
607di	TRAFFIC SIGN CAT 3B SIGN BOARD IN HIGH INTENSITY REFLECTIVE SHEET LAMINATED ON 1.8 mm THICK G.I SHEET WITH G.I PIPE DIA 4" AND THICKNESS 8 GUAGE	Each	1,517.99	924.53	70,017.46	18,114.99	90,574.96
607dii	TRAFFIC SIGN CAT 3B DIGITAL PRINTING SIGN BOARD IN HIGH INTENSITY REFLECTIVE SHEET LAMINATED ON 1.8 mm THICK G.I SHEET WITH G.I PIPE DIA 4" AND THICKNESS 8 GUAGE	Each	1,517.99	924.53	75,397.46	19,459.99	97,299.96
607ei	TRAFFIC ROAD SIGN CATEGORY 3C (UP TO 3 Sq.m) - SIGN BOARD IN HIGH INTENSITY REFLECTIVE SHEET LAMINATED ON 1.8 mm THICK G.I SHEET WITH G.I PIPE DIA 4" AND THICKNESS 8 GUAGE	Sq.m	534.55	552.34	45,960.46	11,761.84	58,809.19
607eii	TRAFFIC ROAD SIGN CATEGORY 3C (UP TO 5 Sq.m)-SIGN BOARD IN HIGH INTENSITY REFLECTIVE SHEET LAMINATED ON 1.8 mm THICK G.I SHEET WITH G.I PIPE DIA 4" AND THICKNESS 8 GUAGE	Sq.m	653.56	299.81	39,440.52	10,098.47	50,492.36
607eiii	TRAFFIC ROAD SIGN CATEGORY 3C (UP TO 10 Sq.m)-SIGN BOARD IN HIGH INTENSITY REFLECTIVE SHEET LAMINATED ON 1.8 mm THICK G.I SHEET WITH G.I PIPE DIA 6" THICKNESS AS PER SCHEDULE 40	Sq.m	756.95	308.12	37,248.45	9,578.38	47,891.89
607eiv	TRAFFIC ROAD SIGN CATEGORY 3C (UP TO 15 Sq.m)-SIGN BOARD IN HIGH INTENSITY REFLECTIVE SHEET LAMINATED ON 1.8 mm THICK G.I SHEET WITH G.I PIPE DIA 8" THICKNESS AS PER SCHEDULE 40	Sq.m	841.05	316.25	38,421.87	9,894.80	49,473.98
607ev	TRAFFIC ROAD SIGN CATEGORY 3C (UP TO 3 sq.m) - DIGITAL PRINTING SIGN BOARD IN HIGH INTENSITY REFLECTIVE SHEET LAMINATED ON 1.8 mm THICK G.I SHEET WITH G.I PIPE DIA 4" AND THICKNESS 8 GUAGE	Sq.m	534.55	552.34	48,650.46	12,434.34	62,171.69
607evi	TRAFFIC ROAD SIGN CATEGORY 3C (UP TO 5 Sq.m)-DIGITAL PRINTING SIGN BOARD IN HIGH INTENSITY REFLECTIVE SHEET LAMINATED ON 1.8 mm THICK G.I SHEET WITH G.I PIPE DIA 4" AND THICKNESS 8 GUAGE	Sq.m	653.56	299.81	42,130.52	10,770.97	53,854.86
607evii	TRAFFIC ROAD SIGN CATEGORY 3C (UP TO 10 Sq.m)-DIGITAL PRINTING SIGN BOARD IN HIGH INTENSITY REFLECTIVE SHEET LAMINATED ON 1.8 mm THICK G.I SHEET WITH G.I PIPE DIA 6" THICKNESS AS PER SCHEDULE 40	Sq.m	756.95	308.12	39,938.45	10,250.88	51,254.39
607eviii	TRAFFIC ROAD SIGN CATEGORY 3C (UP TO 15 Sq.m)-DIGITAL PRINTING SIGN BOARD IN HIGH INTENSITY REFLECTIVE SHEET LAMINATED ON 1.8 mm THICK G.I SHEET WITH G.I PIPE DIA 8" THICKNESS AS PER SCHEDULE 40	Sq.m	841.05	316.25	41,111.87	10,567.30	52,836.48
607fi	ADDITIONAL PANEL SIZE 60 cm X 30 cm SIGN BOARD IN HIGH INTENSITY REFLECTIVE SHEET LAMINATED ON 1.8 mm THICK G.I SHEET	Each	695.40	-	4,282.14	1,244.39	6,221.93
607fii	ADDITIONAL PANEL SIZE 60 cm X 30 cm DIGITAL PRINTING SIGN BOARD IN HIGH INTENSITY REFLECTIVE SHEET LAMINATED ON 1.8 mm THICK G.I SHEET	Each	695.40	-	4,766.34	1,365.44	6,827.18

Summary of Rate Analysis

Province: AJ & K
District: MIRPUR

Item No.	Description	Unit	Manpower	Plant & Equipment	Material	OH-Profit	Rate (Rs)
607gi	ADDITIONAL PANEL SIZE 90 cm X 30 cm SIGN BOARD IN HIGH INTENSITY REFLECTIVE SHEET LAMINATED ON 1.8 mm THICK G.I SHEET	Each	695.40	-	6,423.22	1,779.66	8,898.28
607gii	ADDITIONAL PANEL SIZE 90 cm X 30 cm DIGITAL PRINTING SIGN BOARD IN HIGH INTENSITY REFLECTIVE SHEET LAMINATED ON 1.8 mm THICK G.I SHEET	Each	695.40	-	7,149.52	1,961.23	9,806.15
607i	PROVIDING AND FIXING ANTIGLARE SHIELD (200 mm x 800 mm) MADE UP OF POLY-PROPYLENE COPOLYMER MATERIAL GREEN COLOR UV PROTECTED INCLUDING INSTALLATION WITH ANCHOR BOLTS FIXED WITH EPOXY	Each	26.05	26.56	933.90	246.63	1,233.15
608b1	PAVEMENT MARKING IN NON-REFLECTIVE CR PAINT FOR LINES OF 15 cm WIDTH	M	5.91	6.22	55.65	16.95	84.73
608b2	PAVEMENT MARKING IN NON-REFLECTIVE TP PAINT FOR LINES OF 15 cm WIDTH	M	5.91	8.69	94.00	27.15	135.75
608c1	PAVEMENT MARKING IN NON-REFLECTIVE CR PAINT FOR LINES OF 20 cm WIDTH	M	5.91	6.22	66.78	19.73	98.64
608c2	PAVEMENT MARKING IN NON-REFLECTIVE TP PAINT FOR LINES OF 20 cm WIDTH	M	5.91	7.59	115.31	32.20	161.01
608d1	PAVEMENT MARKING IN NON-REFLECTIVE CR PAINT FOR 4 m ARROWS	Each	224.01	280.71	409.14	228.46	1,142.31
608d2	PAVEMENT MARKING IN NON-REFLECTIVE TP PAINT FOR 4 m ARROWS	Each	373.35	632.57	690.90	424.21	2,121.03
608h1	PAVEMENT MARKING IN REFLECTIVE CR PAINT FOR LINES OF 15 cm WIDTH	M	7.38	7.02	60.25	18.66	93.31
608h2	PAVEMENT MARKING IN REFLECTIVE TP PAINT FOR LINES OF 15 cm WIDTH	M	7.38	9.49	136.76	38.41	192.04
608i1	PAVEMENT MARKING IN REFLECTIVE CR PAINT FOR LINES OF 20 cm WIDTH	M	7.38	7.02	72.30	21.68	108.38
608i2	PAVEMENT MARKING IN REFLECTIVE TP PAINT FOR LINES OF 20 cm WIDTH	M	7.38	9.49	167.65	46.13	230.65
608j1	PAVEMENT MARKING IN REFLECTIVE CR PAINT FOR 4 m ARROWS	Each	224.01	280.71	506.10	252.70	1,263.51
608j2	PAVEMENT MARKING IN REFLECTIVE TP PAINT FOR 4 m ARROWS	Each	373.35	541.07	956.68	467.77	2,338.86
608n1	PAVEMENT MARKING IN NON REFLECTIVE CR PAINT FOR STOP	Each	112.00	140.35	678.93	232.82	1,164.11
608n2	PAVEMENT MARKING IN NON REFLECTIVE TP PAINT FOR STOP	Each	112.00	189.77	1,003.45	326.31	1,631.53
608n3	PAVEMENT MARKING IN REFLECTIVE CR PAINT FOR STOP	Each	112.00	140.35	735.05	246.85	1,234.26
608n4	PAVEMENT MARKING IN REFLECTIVE TP PAINT FOR STOP	Each	163.70	82.35	1,389.46	408.88	2,044.39
609c	REFLECTORISED ALUMINUM PAVEMENT STUD (RAISED PROFILE TYPE - SINGLE) 100 mm x100 mm	Each	56.62	69.78	646.09	193.12	965.61
609ci	REFLECTORISED PLASTIC PAVEMENT STUD (RAISED PROFILE TYPE - SINGLE) 100 mm x100 mm	Each	36.62	19.99	417.52	118.53	592.66
609d	REFLECTORISED ALUMINUM PAVEMENT STUD (RAISED PROFILE TYPE - DOUBLE) 100 mm x100 mm	Each	56.62	69.78	786.09	228.12	1,140.61

Summary of Rate Analysis

Province: AJ & K
District: MIRPUR

Item No.	Description	Unit	Manpower	Plant & Equipment	Material	OH-Profit	Rate (Rs)
609di	REFLECTORISED PLASTIC PAVEMENT STUD (RAISED PROFILE TYPE - DOUBLE) 100 mm x100 mm	Each	36.62	19.99	437.52	123.53	617.66
610b	RIGHT OF WAY MARKER AS PER AMENDED DRAWING CSR-2022	Each	429.76	451.89	2,596.49	869.54	4,347.68
610c	KILOMETER POST	Each	553.86	1,137.17	5,382.00	1,768.26	8,841.29
610d	TEN KILOMETER POST	Each	1,107.73	2,274.34	14,325.76	4,426.96	22,134.79
611a	GALVANIZED WIRE MESH FENCE 1500 mm HIGH WITH PRECAST PRESTRESSED R.C.C. POSTS COMPLETE IN ALL RESPECTS AS PER M2 STANDARD	M	701.56	227.43	4,186.97	1,278.99	6,394.95
612a	FURNISHING AND PLANTING OF TREES (LOCAL INHABITANT) INCL MAINTENANCE FOR 2 YEARS	Each	656.06	2,144.51	27.00	706.89	3,534.46
613a	SPRIGGING (INCL 2 MONTHS MAINTENANCE)	Sq.m	23.06	42.25	61.05	31.59	157.95
613b	SODDING (INCL 2 MONTHS MAINTENANCE)	Sq.m	23.06	42.25	225.64	72.74	363.70
613c	PLACING OF TOP SOIL USING SWEET EARTH	Sq.m	2.20	8.37	52.85	15.86	79.29
613d	MAINTENANCE OF SPRIGGING/SODDING PER SQM PER ADDITIONAL MONTH	Sq.m/Month	7.61	16.68	3.00	6.82	34.11



MINISTRY OF COMMUNICATIONS
GOVERNMENT OF PAKISTAN
ISLAMABAD

COMPOSITE SCHEDULE OF RATES

JANUARY 2024

M□□□□□□□□□□

Summary of Rate Analysis

Province: AJ & K
District: MUZAFFARABAD

Item No.	Description	Unit	Manpower	Plant & Equipment	Material	OH-Profit	Rate (Rs)
101	CLEARING AND GRUBBING	Sq.m	2.77	34.35	-	9.28	46.40
102a	REMOVAL OF TREES 150 - 300 mm GIRTH	Each	71.03	991.78	48.57	277.85	1,389.23
102b	REMOVAL OF TREES 301 - 600 mm GIRTH	Each	131.20	1,541.78	218.54	472.88	2,364.41
102c	REMOVAL OF TREES 601 mm OR OVER GIRTH	Each	629.76	2,966.50	1,165.57	1,190.46	5,952.29
103	STRIPPING	Cu.m	14.87	522.37	-	134.31	671.56
104	COMPACTION OF NATURAL GROUND	Sq.m	2.57	33.33	1.76	9.41	47.06
106a	EXCAVATE UNSUITABLE COMMON MATERIAL	Cu.m	22.86	436.97	-	114.96	574.79
106bi	EXCAVATE UNSUITABLE HARD ROCK MATERIAL	Cu.m	80.90	1,331.01	91.89	375.95	1,879.75
106bii	EXCAVATE UNSUITABLE MEDIUM ROCK MATERIAL	Cu.m	60.67	969.08	-	257.44	1,287.19
106biii	EXCAVATE UNSUITABLE SOFT ROCK MATERIAL	Cu.m	47.00	707.25	-	188.57	942.83
106c	EXCAVATE SURPLUS COMMON MATERIAL	Cu.m	22.86	436.97	-	114.96	574.79
106di	EXCAVATE SURPLUS HARD ROCK MATERIAL	Cu.m	80.90	1,331.01	91.89	375.95	1,879.75
106dii	EXCAVATE SURPLUS MEDIUM ROCK MATERIAL	Cu.m	60.67	969.08	-	257.44	1,287.19
106diii	EXCAVATE SURPLUS SOFT ROCK MATERIAL	Cu.m	47.00	707.25	-	188.57	942.83
107a	STRUCTURAL EXCAVATION IN COMMON MATERIAL	Cu.m	44.92	354.94	-	99.97	499.83
107b	STRUCTURAL EXCAVATION IN COMMON MATERIAL BELOW WATER LEVEL (WHERE DEWATERING IS PERFORMED BY PUMP FOR STRUCTURES ONLY)	Cu.m	310.78	957.99	317.76	396.63	1,983.15
107ci	STRUCTURAL EXCAVATION IN HARD ROCK MATERIAL	Cu.m	80.90	1,100.25	91.89	318.26	1,591.30
107cii	STRUCTURAL EXCAVATION IN MEDIUM ROCK MATERIAL	Cu.m	60.77	777.65	-	209.61	1,048.03
107ciii	STRUCTURAL EXCAVATION IN SOFT ROCK MATERIAL	Cu.m	47.00	540.56	-	146.89	734.46
107d	GRANULAR BACKFILL	Cu.m	181.54	489.47	3,513.37	1,046.10	5,230.48
107e	COMMON BACK FILL	Cu.m	141.54	212.55	11.70	91.45	457.24
108a	FORMATION OF EMBANKMENT FROM ROADWAY EXCAVATION IN COMMON MATERIAL	Cu.m	42.26	532.44	11.70	146.60	733.00
108bi	FORMATION OF EMBANKMENT FROM ROADWAY EXCAVATION IN HARD ROCK MATERIAL	Cu.m	96.80	1,735.67	91.89	481.09	2,405.45
108bii	FORMATION OF EMBANKMENT FROM ROADWAY EXCAVATION IN MEDIUM ROCK MATERIAL	Cu.m	73.90	1,322.50	11.70	352.02	1,760.11
108biii	FORMATION OF EMBANKMENT FROM ROADWAY EXCAVATION IN SOFT ROCK MATERIAL	Cu.m	64.69	991.54	11.70	266.98	1,334.91
108c	FORMATION OF EMBANKMENT FROM BORROW EXCAVATION IN COMMON MATERIAL	Cu.m	41.54	510.76	63.90	154.05	770.25
108d	FORMATION OF EMBANKMENT FROM STRUCTURAL EXCAVATION IN COMMON MATERIAL	Cu.m	41.00	251.71	11.70	76.10	380.51
108e	FORMATION OF EMBANKMENT FROM STRUCTURAL EXCAVATION IN ANY TYPE OF ROCK MATERIAL	Cu.m	71.64	328.66	11.70	103.00	515.00
109a	SUBGRADE PREPARATION IN EARTH CUT	Sq.m	7.71	143.58	3.51	38.70	193.51
109bi	SUBGRADE PREPARATION IN EXISTING ROAD WITHOUT ANY FILL	Sq.m	5.07	127.19	3.12	33.85	169.23
110	IMPROVED SUB-GARDE (CBR>20%)	Cu.m	37.43	615.55	907.99	390.24	1,951.21

Summary of Rate Analysis

Province: AJ & K
District: MUZAFFARABAD

Item No.	Description	Unit	Manpower	Plant & Equipment	Material	OH-Profit	Rate (Rs)
114a	DRESSING OF BERM WITHOUT EXTRA MATERIAL	Sq.m	4.55	39.63	1.76	11.48	57.41
114b	DRESSING OF BERM WITH EXTRA MATERIAL	Sq.m	6.50	40.45	16.43	15.85	79.23
201	GRANULAR SUBBASE	Cu.m	58.83	502.47	3,405.86	991.79	4,958.95
202i	AGGREGATE BASE COURSE (WITH PAVER)	Cu.m	89.51	945.58	4,025.62	1,265.18	6,325.90
202ii	AGGREGATE BASE COURSE (WITH GRADER)	Cu.m	89.51	755.72	4,025.62	1,217.72	6,088.58
203a	ASPHALTIC BASE COURSE PLANT MIX (CLASS "A")	Cu.m	305.53	4,505.43	22,420.12	6,807.77	34,038.85
203b	ASPHALTIC BASE COURSE PLANT MIX (CLASS "B")	Cu.m	305.53	4,505.43	23,068.04	6,969.75	34,848.76
203c	ASPHALTIC LEVELLING COURSE PLANT MIX (CLASS "A")	Cu.m	305.53	4,504.44	22,796.10	6,901.52	34,507.59
203d	ASPHALTIC LEVELLING COURSE PLANT MIX (CLASS "B")	Cu.m	305.53	4,504.44	23,256.11	7,016.52	35,082.61
204b	CEMENT STABILIZED BASE	Cu.m	149.59	985.42	5,223.22	1,589.56	7,947.79
204c	CEMENT CONTENT	Ton	615.40	-	28,245.21	7,215.15	36,075.76
204d	LIQUID ASPHALT FOR CURING SEAL, TYPE MC-250	Ton	1,266.70	4,288.39	168,944.13	43,624.81	218,124.03
204e	EMULSIFIED ASPHALT FOR CURING SEAL, TYPE SS-1	Ton	1,266.70	4,288.39	164,864.13	42,604.81	213,024.03
205a	GRADED CRUSHED AGGREGATE CRACK-RELIEF LAYER	Cu.m	515.83	256.70	4,096.11	1,217.16	6,085.80
205b	ASPHALTIC OPEN-GRADED PLANT MIX CRACK-RELIEF LAYER	Cu.m	284.91	5,460.68	21,996.01	6,935.40	34,677.00
206b	WATER BOUND MACADAM BASE WITH COARSE AGG: CLASS B	Cu.m	567.40	242.49	3,954.39	1,191.07	5,955.34
207a	DEEP PATCHING (0-15 cm)	Sq.m	8.82	69.48	233.18	77.87	389.36
207b	DEEP PATCHING (15-30 cm)	Sq.m	8.82	69.48	233.18	77.87	389.36
208	REINSTATEMENT OF ROAD SURFACE	Sq.m	9.89	196.14	0.98	51.75	258.76
209a	BREAKING OF EXISTING ROAD PAVEMENT STRUCTURE	Cu.m	23.96	877.16	6.50	226.91	1,134.53
209b	SCARIFICATION OF EXISTING ROAD PAVEMENT	Sq.m	4.79	115.20	0.97	30.24	151.20
215a	PROVIDING AND PLACING GEOTEXTILE 190 GSM, 100% CONTINUOUS POLYPROPYLENE NONWOVEN, ISOTROPIC, THERMALLY & MECHANICALLY BONDED. 100 YEARS LIFE OXIDATION RESISTANCE (IMPORTED)	Sq.m	13.01	3.27	907.15	230.86	1,154.29
302a	CUT-BACK ASPHALT FOR BITUMINOUS PRIME COAT	Sq.m	1.57	2.01	173.00	44.15	220.73
302b	EMULSIFIED ASPHALT FOR BITUMINOUS PRIME COAT	Sq.m	1.51	2.32	166.93	42.69	213.45
303a	CUT-BACK ASPHALT FOR BITUMINOUS TACK COAT	Sq.m	0.63	1.39	70.03	18.01	90.05
303b	EMULSIFIED ASPHALT FOR BITUMINOUS TACK COAT	Sq.m	0.63	1.39	66.76	17.20	85.98
304ai	SINGLE SURFACE TREATMENT	Sq.m	3.27	58.67	319.58	95.38	476.89
304aii	SINGLE SURFACE TREATMENT W/O PRIME COAT	Sq.m	3.27	57.38	209.31	67.49	337.45
304bi	DOUBLE SURFACE TREATMENT	Sq.m	5.36	71.67	660.44	184.37	921.84
304bii	DOUBLE SURFACE TREATMENT W/O PRIME COAT	Sq.m	5.36	70.05	550.18	156.40	781.98
304ci	TRIPLE SURFACE TREATMENT	Sq.m	9.77	79.69	780.73	217.55	1,087.74
304cii	TRIPLE SURFACE TREATMENT W/O PRIME COAT	Sq.m	9.77	77.98	670.25	189.50	947.50

Summary of Rate Analysis

Province: AJ & K
District: MUZAFFARABAD

Item No.	Description	Unit	Manpower	Plant & Equipment	Material	OH-Profit	Rate (Rs)
304d	SEAL COAT	Sq.m	4.05	17.08	92.10	28.31	141.54
305a	ASPHALTIC CONCRETE FOR WEARING COURSE (CLASS "A")	Cu.m	268.31	4,686.15	24,336.18	7,322.66	36,613.29
305b	ASPHALTIC CONCRETE FOR WEARING COURSE (CLASS "B")	Cu.m	268.31	4,686.15	24,783.95	7,434.60	37,173.00
307a	DENSE GRADED HOT BIT-MAC	Cu.m	1,050.80	1,580.79	21,755.57	6,096.79	30,483.95
307b	OPEN GRADED HOT BIT-MAC	Cu.m	1,050.80	1,580.79	21,550.41	6,045.50	30,227.51
308a	RECYCLING OF ASPHALT CONCRETE (0 - 60 mm THICK)	Cu.m	157.36	2,569.24	3,880.05	1,651.66	8,258.31
308b	BITUMEN BINDER GRADE (40 - 50, 60 - 70, 80 - 100)	Ton	410.27	2,399.69	155,509.10	39,579.76	197,898.81
309a	COLD MILLING, 0 - 30 mm	Sq.m	3.21	60.25	57.98	30.36	151.80
309b	COLD MILLING, 0 - 50 mm	Sq.m	6.37	99.52	96.12	50.50	252.51
309c	COLD MILLING, 0 - 70 mm	Sq.m	12.04	137.31	134.13	70.87	354.34
309d	COLD MILLING, 0 - 100 mm	Sq.m	13.89	182.10	192.59	97.15	485.73
309e	COLD MILLING, 0 - 130 mm	Sq.m	18.06	236.72	250.37	126.29	631.44
310a	JOINTED PLAIN CONCRETE PAVEMENT (JPCP) USING MINIMUM 5000 PSI CLASS CONCRETE LAID THROUGH CONCRETE PAVER INCLUDING TRANSVERSE AND LONGITUDINAL JOINTS FORMATION, EXPANSION CAPS AND FILLING WITH SEALANT COMPLETE IN ALL RESPECTS EXCLUDING REINFORCEMENT (DOWEL/TIE BARS)	Cu.m	529.25	9,173.55	24,212.08	8,478.72	42,393.60
401a1i	CONCRETE CLASS "A1" (UNDERGROUND)	Cu.m	1,756.47	5,962.26	12,853.45	5,143.05	25,715.23
401a1ii	CONCRETE CLASS "A1" (ON GROUND)	Cu.m	1,756.47	5,963.08	14,751.94	5,617.87	28,089.35
401a1iii	CONCRETE CLASS "A1" (ELEVATED)	Cu.m	1,756.47	5,962.26	15,453.18	5,792.98	28,964.89
401a2i	CONCRETE CLASS "A2" (UNDERGROUND)	Cu.m	1,756.47	5,963.19	14,027.41	5,436.77	27,183.84
401a2 ii	CONCRETE CLASS "A2" (ON GROUND)	Cu.m	1,756.47	6,159.86	15,925.90	5,960.56	29,802.79
401a2iii	CONCRETE CLASS "A2" (ELEVATED)	Cu.m	1,830.83	5,963.08	16,627.14	6,105.26	30,526.30
401a3i	CONCRETE CLASS "A3" (UNDERGROUND)	Cu.m	1,756.47	5,962.26	15,368.69	5,771.86	28,859.28
401a3ii	CONCRETE CLASS "A3" (ON GROUND)	Cu.m	1,756.47	6,159.86	17,267.19	6,295.88	31,479.39
401a3iii	CONCRETE CLASS "A3" (ELEVATED)	Cu.m	1,830.83	5,963.19	17,968.42	6,440.61	32,203.05
401b	CONCRETE CLASS "B"	Cu.m	2,247.94	2,298.17	10,844.09	3,847.55	19,237.76
401ci	CONCRETE CLASS "C" (UNDERGROUND)	Cu.m	1,688.94	5,110.85	12,008.03	4,701.96	23,509.78
401cii	CONCRETE CLASS "C" (ON GROUND)	Cu.m	1,738.52	5,081.08	13,919.01	5,184.65	25,923.25
401ciii	CONCRETE CLASS "C" (ELEVATED)	Cu.m	1,738.52	5,108.99	14,607.76	5,363.82	26,819.08
401di	CONCRETE CLASS "D1"	Cu.m	2,738.56	5,962.26	19,635.95	7,084.19	35,420.96
401dii	CONCRETE CLASS "D2"	Cu.m	2,738.56	5,963.19	21,160.67	7,465.61	37,328.04
401diii	CONCRETE CLASS "D3"	Cu.m	2,738.56	5,963.19	22,505.68	7,801.86	39,009.30
401e	CONCRETE CLASS "Y"	Cu.m	1,756.47	4,036.34	17,876.26	5,917.27	29,586.34
401f	LEAN CONCRETE	Cu.m	1,470.81	1,861.60	8,399.30	2,932.93	14,664.64

Summary of Rate Analysis

Province: AJ & K
District: MUZAFFARABAD

Item No.	Description	Unit	Manpower	Plant & Equipment	Material	OH-Profit	Rate (Rs)
401gi	PRECAST CONCRETE CLASS "A1"	Cu.m	4,169.37	2,650.14	15,372.69	5,548.05	27,740.25
401gii	PRECAST CONCRETE CLASS "A3"	Cu.m	4,169.37	2,650.14	18,067.65	6,221.79	31,108.94
401giii	PRECAST CONCRETE CLASS "B"	Cu.m	4,169.37	3,278.17	12,848.51	5,074.01	25,370.06
401giv	PRECAST CONCRETE CLASS "D1"	Cu.m	2,971.47	5,963.19	19,710.91	7,161.39	35,806.96
401gv	PRECAST CONCRETE CLASS "D2"	Cu.m	2,971.47	5,963.19	21,235.63	7,542.57	37,712.86
401gvi	PRECAST CONCRETE CLASS "D3"	Cu.m	2,971.47	5,963.19	22,580.64	7,878.83	39,394.13
401h	PLUM (CYCLOPEAN / RUBBLE) CONCRETE (2:1 CONCRETE, STONE RATIO)	Cu.m	1,984.68	2,244.43	8,285.48	3,128.65	15,643.24
404a	REINFORCEMENT AS PER AASHTO M-31 GRADE 40	Ton	8,049.48	1,389.85	273,599.09	70,759.61	353,798.03
404 b	REINFORCEMENT AS PER AASHTO M-31 GRADE 60	Ton	8,049.48	1,389.85	275,699.09	71,284.61	356,423.03
404h	REINFORCEMENT (STRUCTURAL SHAPES) AS PER ASTM-A-36	Ton	4,450.60	3,105.84	319,409.49	81,741.48	408,707.41
405a	PRE-STRESSING WIRE STRAND 3/8" - 1/2" DIA COMPLETE IN ALL RESPECT	Ton	9,969.48	13,183.00	721,634.49	186,196.74	930,983.71
405b	LAUNCHING OF GIRDER	Ton	307.70	1,866.61	-	543.58	2,717.89
406a	PREMOULDED JOINT FILLER 12 mm THICK WITH BITUMASTIC JOINT SEAL	Sq.m	567.54	-	3,807.38	1,093.73	5,468.65
406b	NEOPRENE RUBBER JOINT FILLER 6 mm THICK WITH BITUMASTIC JOINT SEAL	Sq.m	382.92	-	9,872.92	2,563.96	12,819.80
406ci	STEEL EXPANSION JOINTS AS PER DESIGN LOCAL (PAKISTAN MAKE),PSQCA CERTIFIED	Kg	39.95	6.18	692.26	184.60	923.00
406cii	50 mm EXPANSION JOINT-NOSING TYPE WITH TWO ALUMINUM ALLOY SECTIONS AND ELASTOMERIC PROFILE IMPORTED (EUROPEAN/AMERICAN MAKE)	M	1,384.65	-	107,116.32	27,125.24	135,626.21
406ciii	50 mm EXPANSION JOINT-NOSING TYPE WITH TWO ALUMINUM ALLOY SECTIONS AND ELASTOMERIC PROFILE IMPORTED (WEST ASIAN MAKE)	M	1,384.65	-	94,707.23	24,022.97	120,114.85
406civ	110 mm EXPANSION JOINT-CANTILEVER SAW TEETH WITH TWO ALUMINUM ALLOY SECTIONS IMPORTED (EUROPEAN/AMERICAN MAKE)	M	1,384.65	-	398,895.80	100,070.11	500,350.56
406cv	110 mm EXPANSION JOINT-CANTILEVER SAW TEETH WITH TWO ALUMINUM ALLOY SECTIONS IMPORTED (WEST ASIAN MAKE)	M	1,384.65	-	338,913.98	85,074.66	425,373.29
406cvi	65 mm EXPANSION JOINT-NOSING-MOLDED VULCANIZED ELASTOMER SINGLE SECTION (ONE PIECE, MONOBLOCK) IMPORTED (EUROPEAN/AMERICAN MAKE)	M	1,384.65	-	81,017.03	20,600.42	103,002.10
406cvii	65 mm EXPANSION JOINT-NOSING-MOLDED VULCANIZED ELASTOMER SINGLE SECTION (ONE PIECE, MONOBLOCK) IMPORTED (WEST ASIAN MAKE)	M	1,384.65	-	71,381.57	18,191.56	90,957.78
406cviii	50 mm EXPANSION JOINT- TWO PROFILE ALLOY ALUMINUM 6063 T 6 CONTINOUS CR PROFILE, SOCKETS STUDS LOCAL (PAKISTAN MAKE),PSQCA CERTIFIED	M	1,384.65	-	64,081.77	16,366.61	81,833.03
406cix	65 mm EXPANSION JOINT-W SECTION CR VULCANIZED MOLDED NOSING LOCAL (PAKISTAN MAKE),PSQCA CERTIFIED	M	1,384.65	-	61,632.48	15,754.28	78,771.41

Summary of Rate Analysis

Province: AJ & K
District: MUZAFFARABAD

Item No.	Description	Unit	Manpower	Plant & Equipment	Material	OH-Profit	Rate (Rs)
406cx	50 mm EXPANSION JOINT- INDIGENOUS TYPE 15MM THICK TWO VERTICAL STEEL PLATES WELDED 10MM THICK ROUND STEEL BARS LOCAL (PAKISTAN MAKE),PSQCA CERTIFIED	M	1,384.65	-	71,521.78	18,226.61	91,133.04
406cxi	110 mm EXPANSION JOINT SAW TEETH FOUR PROFILE ALUMINUM ALLOY 6063-T6 CONTINOUS CR PROFILE NOISE FREE LOCAL (PAKISTAN MAKE),PSQCA CERTIFIED	M	1,384.65	-	160,729.44	40,528.52	202,642.61
406cxii	80 mm EXPANSION JOINT STEEL GRADE EN10025 SOUND ISOLATED SILENT TYPE WITH SINUS PLATES IMPORTED (WEST ASIAN MAKE)	M	1,292.34	-	152,724.60	38,504.24	192,521.18
406cxiii	50 mm EXPANSION JOINT-NOSING TYPE WITH TWO ALUMINUM ALLOY SECTIONS AND ELASTOMERIC PROFILE IMPORTED (EAST ASIAN MAKE)	M	1,384.65	-	99,479.95	25,216.15	126,080.75
406cxiv	65 mm EXPANSION JOINT-NOSING-MOLDED VULCANIZED ELASTOMER SINGLE SECTION (ONE PIECE, MONOBLOCK) IMPORTED (EAST ASIAN MAKE)	M	1,384.65	-	79,495.21	20,219.97	101,099.83
406cxv	110 mm EXPANSION JOINT-CANTILEVER SAW TEETH WITH TWO ALUMINUM ALLOY SECTIONS IMPORTED (EAST ASIAN MAKE)	M	1,384.65	-	369,732.16	92,779.20	463,896.01
406cxvi	100 MM ELASTOMERIC MONOBLOCK EXPANSION JOINT MIDDLE TOP SURFACE VULCANIZED ALUMINUM WITH RUBBER IMPORTED (WEST ASIAN MAKE)	M	1,384.65	-	121,151.49	30,634.04	153,170.18
406cxvii	80 mm EXPANSION JOINT ZIGZAG FINGER DUAL STRUCTURE ALUMINUM LESS NOISE LOCAL (PAKISTAN MAKE),PSQCA CERTIFIED	M	1,384.65	-	118,495.87	29,970.13	149,850.65
406di	PVC WATER STOPS 6" SIZE (12 mm THICK)	M	338.48	-	1,655.33	498.45	2,492.25
406dii	PVC WATER STOPS 8" SIZE (12 mm THICK)	M	338.48	-	2,542.37	720.21	3,601.05
406e	ELASTOMERIC BEARING PADS (ACCORDING TO SIZE AND THICKNESS) LOCAL (PAKISTAN MAKE),PSQCA CERTIFIED	Cu.cm	0.08	-	7.52	1.90	9.50
406ei	ELASTOMERIC BEARING PADS (ACCORDING TO SIZE AND THICKNESS) IMPORTED (WEST ASIAN MAKE)	Cu.cm	0.10	-	8.44	2.14	10.68
406eii	ELASTOMERIC BEARING PADS (ACCORDING TO SIZE AND THICKNESS) IMPORTED (EUROPEAN/AMERICAN MAKE)	Cu.cm	0.10	-	12.54	3.16	15.80
406eiii	ELASTOMERIC BEARING PADS (ACCORDING TO SIZE AND THICKNESS) IMPORTED (EAST ASIAN MAKE)	Cu.cm	0.10	-	10.24	2.59	12.93
406f	ASPHALT FELT (3 PLY)	Sq.m	133.85	-	757.23	222.77	1,113.85
407di	CAST IN PLACE PILES UP TO 0.8 m DIA IN NORMAL SOIL (BORING ONLY)	M	718.42	7,430.04	630.04	2,194.63	10,973.13
407dii	CAST IN PLACE PILES UP TO 0.8 m DIA IN GRAVEL STRATA (BORING ONLY)	M	1,709.25	9,365.91	783.18	2,964.59	14,822.93
407diii	CAST IN PLACE PILES > 0.8 m UPTO 1 m DIA IN NORMAL SOIL (BORING ONLY)	M	786.69	8,558.41	687.46	2,508.14	12,540.69
407div	CAST IN PLACE PILES > 0.8 m UPTO 1 m DIA IN GRAVEL STRATA (BORING ONLY)	M	1,973.05	11,030.91	926.72	3,482.67	17,413.36
407dv	CAST IN PLACE PILES > 1 m UPTO 1.5 m DIA IN NORMAL SOIL (BORING ONLY)	M	1,005.35	16,483.94	1,517.94	4,751.81	23,759.03

Summary of Rate Analysis

Province: AJ & K
District: MUZAFFARABAD

Item No.	Description	Unit	Manpower	Plant & Equipment	Material	OH-Profit	Rate (Rs)
407dvi	CAST IN PLACE PILES > 1 m UPTO 1.5 m DIA IN GRAVEL STRATA (BORING ONLY)	M	4,295.36	24,331.34	1,517.96	7,536.17	37,680.84
407dvii	CAST IN PLACE PILES > 1.5 m UPTO 2 m DIA IN NORMAL SOIL (BORING ONLY)	M	1,488.99	23,656.28	2,235.96	6,845.31	34,226.55
407dviii	CAST IN PLACE PILES > 1.5 m UPTO 2 m DIA IN GRAVEL STRATA (BORING ONLY)	M	6,156.96	35,414.56	2,235.96	10,951.87	54,759.35
407ki	CONFIRMATORY BORING IN SOIL STRATA (NX SIZE) INCLUDING TESTING AND REPORTING	M	701.56	2,946.99	4,211.19	1,964.94	9,824.68
407kii	CONFIRMATORY BORING IN GRAVEL STRATA (NX SIZE) INCLUDING TESTING AND REPORTING	M	1,403.11	5,826.08	3,029.18	2,564.59	12,822.96
407kiii	CONFIRMATORY BORING IN ROCK STRATA (NX SIZE) INCLUDING TESTING AND REPORTING	M	2,806.22	11,533.07	936.68	3,818.99	19,094.96
407s	PILE LOAD TEST UPTO 550 TON	Each	33,231.60	194,214.32	1,481,430.00	427,218.98	2,136,094.90
407t	PILE LOAD TEST UPTO 800 TON	Each	40,616.40	212,949.36	2,162,120.00	603,921.44	3,019,607.20
407u	PILE LOAD TEST UPTO 1000 TON	Each	40,616.40	212,949.36	2,702,650.00	739,053.94	3,695,269.70
407v	PILE LOAD TEST UPTO 1200 TON	Each	40,616.40	212,949.36	3,180,780.00	858,586.44	4,292,932.20
407w	PILE LOAD TEST UPTO 1500 TON	Each	40,616.40	212,949.36	3,846,975.00	1,025,135.19	5,125,675.95
407x	PILE LOAD TEST UPTO 2000 TON	Each	40,616.40	212,949.36	4,332,975.00	1,146,635.19	5,733,175.95
407y	PILE LOAD TEST UPTO 2500 TON	Each	40,616.40	256,203.12	4,818,975.00	1,278,948.63	6,394,743.15
407l	PERMANENT PILE CASING FOR PILES	Ton	2,530.83	16,750.48	371,972.09	97,813.35	489,066.75
410	BRICK WORK	Cu.m	1,506.49	856.16	12,911.06	3,818.43	19,092.14
411a	STONE MASONRY RANDOM DRY	Cu.m	1,203.11	497.61	4,014.95	1,428.92	7,144.59
411b	STONE MASONRY RANDOM WITH MORTAR	Cu.m	1,280.03	690.17	8,182.93	2,538.29	12,691.43
411c	STONE MASONRY DRESSED UNCOURSED DRY	Cu.m	1,895.43	497.61	4,454.22	1,711.82	8,559.08
411d	STONE MASONRY DRESSED UNCOURSED WITH MORTAR	Cu.m	2,233.90	690.17	8,356.70	2,820.19	14,100.96
411g	ROLL POINTING	Sq.m	252.93	44.52	296.39	148.46	742.30
412a	STONE MASONRY DRESSED COURSED WITH MORTAR	Cu.m	2,895.45	1,045.61	8,356.70	3,074.44	15,372.20
501a	R . C . C. PIPE CULVERT AASHTO-M 170 CLASS II DIA 310 mm	M	496.94	2,252.11	2,353.90	1,275.74	6,378.68
501b	R . C . C. PIPE CULVERT AASHTO-M 170 CLASS II DIA 380 mm	M	513.86	2,277.95	2,976.97	1,442.20	7,210.98
501c	R . C . C. PIPE CULVERT AASHTO-M 170 CLASS II DIA 460 mm	M	833.87	2,308.96	3,501.94	1,661.19	8,305.95
501d	R . C . C. PIPE CULVERT AASHTO-M 170 CLASS II DIA 610 mm	M	931.49	2,333.60	5,219.65	2,121.19	10,605.94
501e	R . C . C. PIPE CULVERT AASHTO-M 170 CLASS II DIA 760 mm	M	1,034.99	2,284.34	10,640.42	3,489.94	17,449.69
501f	R . C . C. PIPE CULVERT AASHTO-M 170 CLASS II DIA 910 mm	M	1,195.84	2,399.55	15,211.22	4,701.65	23,508.25
501g	R . C . C. PIPE CULVERT AASHTO-M 170 CLASS II DIA 1070 mm	M	1,386.46	2,712.94	20,701.06	6,200.12	31,000.58

Summary of Rate Analysis

Province: AJ & K
District: MUZAFFARABAD

Item No.	Description	Unit	Manpower	Plant & Equipment	Material	OH-Profit	Rate (Rs)
501h	R . C . C. PIPE CULVERT AASHTO-M 170 CLASS II DIA 1220 mm	M	1,683.56	3,074.38	25,709.39	7,616.83	38,084.16
501i	R . C . C. PIPE CULVERT AASHTO-M 170 CLASS II DIA 1520 mm	M	2,169.29	3,608.78	43,706.50	12,371.14	61,855.71
501j	R . C . C. PIPE CULVERT AASHTO-M 170 CLASS IV DIA 310 mm	M	496.94	2,252.11	2,970.54	1,429.90	7,149.48
501k	R . C . C. PIPE CULVERT AASHTO-M 170 CLASS IV DIA 380 mm	M	513.86	2,277.95	3,588.69	1,595.13	7,975.63
501l	R . C . C. PIPE CULVERT AASHTO-M 170 CLASS IV DIA 460 mm	M	833.87	2,308.96	4,323.58	1,866.60	9,333.00
501m	R . C . C. PIPE CULVERT AASHTO-M 170 CLASS IV DIA 610 mm	M	931.49	2,333.60	8,147.05	2,853.04	14,265.19
501n	R . C . C. PIPE CULVERT AASHTO-M 170 CLASS IV DIA 760 mm	M	1,034.99	2,284.34	12,862.62	4,045.49	20,227.44
501o	R . C . C. PIPE CULVERT AASHTO-M 170 CLASS IV DIA 910 mm	M	1,195.84	2,399.55	19,079.98	5,668.84	28,344.20
501p	R . C . C. PIPE CULVERT AASHTO-M 170 CLASS IV DIA 1070 mm	M	1,386.46	2,712.94	24,864.20	7,240.90	36,204.50
501q	R . C . C. PIPE CULVERT AASHTO-M 170 CLASS IV DIA 1220 mm	M	1,683.56	3,074.38	34,071.43	9,707.34	48,536.71
501r	R . C . C. PIPE CULVERT AASHTO-M 170 CLASS IV DIA 1520 mm	M	2,169.29	3,608.78	70,341.72	19,029.95	95,149.74
502a	GRANULAR MATERIAL IN BED TO CONCRETE PIPE CULVERT	Cu.m	500.53	374.07	3,387.46	1,065.51	5,327.57
502b	CONCRETE CLASS "B" IN BEDDING AND ENCASEMENT CONCRETE PIPE CULVERT	Cu.m	2,535.13	1,813.00	12,189.10	4,134.31	20,671.54
507a	STEEL WIRE MESH (9 SWG) FOR GABIONS	Kg	25.90	-	410.17	109.02	545.09
507b	ROCK FILL IN GABIONS	Cu.m	492.32	-	2,896.78	847.28	4,236.38
508a	BRICK PAVING (SINGLE COURSE)	Sq.m	523.70	22.82	841.23	346.94	1,734.70
508b	BRICK PAVING (DOUBLE COURSE)	Sq.m	923.71	42.66	1,682.22	662.15	3,310.74
509a	RIP RAP CLASS "A"	Cu.m	1,529.88	204.37	3,119.90	1,213.54	6,067.69
509b	RIP RAP CLASS "B"	Cu.m	1,628.21	121.61	3,160.69	1,227.63	6,138.14
509c	RIP RAP CLASS "C"	Cu.m	1,707.73	95.08	3,227.81	1,257.66	6,288.28
509ci	RIP RAP CLASS "D" (101 kg TO 150 kg)	Cu.m	1,051.30	898.04	3,354.69	1,326.01	6,630.04
509d	GROUTED RIP RAP CLASS "A"	Cu.m	1,849.89	335.27	7,411.09	2,399.06	11,995.30
509e	GROUTED RIP RAP CLASS "B"	Cu.m	2,305.09	252.50	7,148.56	2,426.54	12,132.69
509f	GROUTED RIP RAP CLASS "C"	Cu.m	2,648.26	204.16	6,946.89	2,449.83	12,249.14
509fi	GROUTED RIP RAP CLASS "D" (101 kg TO 150 kg)	Cu.m	2,648.26	1,226.85	6,993.44	2,717.14	13,585.69
509g	REINFORCED CONCRETE SLOPE PROTECTION 20 cm THICK EXCLUDING REINFORCEMENT	Cu.m	2,449.65	1,411.03	15,119.90	4,745.15	23,725.73
509h	FILTER LAYER OF GRANULAR MATERIAL	Cu.m	260.15	466.79	3,383.99	1,027.73	5,138.66
510	DISMANTLING OF STRUCTURE AND OBSTRUCTIONS	Cu.m	883.10	1,551.34	-	608.61	3,043.05

Summary of Rate Analysis

Province: AJ & K
District: MUZAFFARABAD

Item No.	Description	Unit	Manpower	Plant & Equipment	Material	OH-Profit	Rate (Rs)
511a1	DRY STONE PITCHING (15-20 cm THICK)	Sq.m	412.32	142.18	550.39	276.22	1,381.10
511a2	DRY STONE PITCHING (20-25 cm THICK)	Sq.m	471.22	162.49	707.73	335.36	1,676.79
511b1	GROUTED STONE PITCHING (15-20 cm THICK) WITH BITUMEN JOINTS	Sq.m	393.86	95.30	2,156.28	661.36	3,306.79
511b2	GROUTED STONE PITCHING (20-25 cm THICK) WITH BITUMEN JOINTS	Sq.m	450.12	108.91	2,695.44	813.62	4,068.09
511b3	GROUTED STONE PITCHING (15-20 cm THICK) WITH PCC BANDS (PAID SEPERATLY)	Sq.m	361.55	95.30	1,449.80	476.66	2,383.30
511b4	GROUTED STONE PITCHING (20-25 cm THICK) WITHIN P.C.C. BANDS (PAID SEPERATELY)	Sq.m	413.20	108.91	1,806.25	582.09	2,910.45
513a	FIBER GLASS REINFORCED POLYESTER GRATING SIZE (600 mm X 600 mm) CLASS D 400 WITH FRAME (IMPORTED)	Each	627.71	1,310.18	83,375.57	21,328.37	106,641.84
513b	FIBER GLASS REINFORCED POLYESTER GRATING SIZE (876 mm X 603 mm) CLASS C 250 WITH FRAME (IMPORTED)	Each	627.71	1,310.18	101,890.46	25,957.09	129,785.44
601aii	R.C.C. NEW JERSEY BARRIER (IN-SITU) FOR MEDIAN DOUBLE FACE 810 mm ABOVE GROUND (INCL. REINFORCEMENT) - AS PER AMENDED DRAWING CSR-2022	M	784.48	1,604.38	9,811.12	3,049.99	15,249.96
601aiii	R.C.C. NEW JERSEY BARRIER (IN-SITU) FOR MEDIAN DOUBLE FACE 1010 mm ABOVE GROUND (INCL. REINFORCEMENT) - AS PER AMENDED DRAWING CSR-2022	M	784.48	1,639.03	10,827.56	3,312.77	16,563.83
601aiv	R.C.C. NEW JERSEY BARRIER (IN-SITU SLIP FORMED) FOR MEDIAN DOUBLE FACE 810 mm ABOVE GROUND (INCL. REINFORCEMENT)-AS PER AMENDED DRAWING CSR-2022	M	203.18	2,375.42	8,760.16	2,834.69	14,173.44
601av	R.C.C. NEW JERSEY BARRIER (IN-SITU SLIP FORMED) FOR MEDIAN DOUBLE FACE 1010 mm ABOVE GROUND (INCL. REINFORCEMENT)-AS PER AMENDED DRAWING CSR-2022	M	203.18	2,414.30	9,096.04	2,928.38	14,641.89
601di	PRECAST CURB IN CONCRETE CLASS A-1 OF SIZE 450 x 150 mm INCL. BEDDING & HAUNCHING	M	131.70	227.48	1,722.18	520.34	2,601.70
601dii	R.C.C. NEW JERSEY BARRIER (PRE-CAST) FOR MEDIAN DOUBLE FACE 810 mm ABOVE GROUND (INCL. REINFORCEMENT)-AS PER AMENDED DRAWING CSR 2022	M	340.94	993.01	13,885.37	3,804.83	19,024.15
601diii	R.C.C. NEW JERSEY BARRIER (PRE-CAST) FOR MEDIAN DOUBLE FACE 1010 mm ABOVE GROUND (INCL. REINFORCEMENT)-AS PER AMENDED DRAWING CSR 2022	M	340.94	962.04	15,200.76	4,125.94	20,629.68
603	BRICK EDGING	M	44.62	-	157.15	50.44	252.21
604a	METAL GUARD RAIL	M	139.27	74.83	7,755.82	1,992.48	9,962.40
604b	METAL GUARD RAIL END PIECES	Each	461.55	284.35	7,233.61	1,994.88	9,974.39
604d	STEEL POST FOR METAL GUARD RAIL	Each	264.62	258.93	8,870.44	2,348.50	11,742.50
605a	CONCRETE BEAM GUARDRAIL (INCL. REINFORCEMENT)	Cu.m	6,234.02	907.15	45,886.53	13,256.93	66,284.63
605c	CONCRETE POST FOR GUARDRAIL (INCL REINFORCEMENT)	Cu.m	6,234.02	907.15	45,766.26	13,226.86	66,134.29

Summary of Rate Analysis

Province: AJ & K
District: MUZAFFARABAD

Item No.	Description	Unit	Manpower	Plant & Equipment	Material	OH-Profit	Rate (Rs)
607ai	TRAFFIC SIGN CAT 1i - 90 cm SIGN BOARD IN HIGH INTENSITY REFLECTIVE SHEET LAMINATED ON 1.8 mm THICK G.I SHEET WITH G.I PIPE DIA 3" AND THICKNESS 8 GUAGE	Each	1,374.39	713.32	24,615.06	6,675.70	33,378.48
607aii	TRAFFIC SIGN CAT 1ii - 105 cm SIGN BOARD IN HIGH INTENSITY REFLECTIVE SHEET LAMINATED ON 1.8 mm THICK G.I SHEET WITH G.I PIPE DIA 3" AND THICKNESS 8 GUAGE	Each	1,224.94	663.38	26,691.76	7,145.02	35,725.10
607aiii	TRAFFIC SIGN CAT 1iii - 120 cm SIGN BOARD IN HIGH INTENSITY REFLECTIVE SHEET LAMINATED ON 1.8 mm THICK G.I SHEET WITH G.I PIPE DIA 3" AND THICKNESS 8 GUAGE	Each	1,374.39	713.32	32,178.81	8,566.63	42,833.16
607aiv	TRAFFIC SIGN CAT 1i - 90 cm DIGITAL PRINTING SIGN BOARD IN HIGH INTENSITY REFLECTIVE SHEET LAMINATED ON 1.8 mm THICK G.I SHEET WITH G.I PIPE DIA 3" AND THICKNESS 8 GUAGE	Each	1,374.39	713.32	25,704.51	6,948.06	34,740.29
607av	TRAFFIC SIGN CAT 1ii - 105 CM DIGITAL PRINTING SIGN BOARD IN HIGH INTENSITY REFLECTIVE SHEET LAMINATED ON 1.8 mm THICK G.I SHEET WITH G.I PIPE DIA 3" AND THICKNESS 8 GUAGE	Each	1,374.39	713.32	29,647.16	7,933.72	39,668.60
607avi	TRAFFIC SIGN CAT 1iii - 120 cm DIGITAL PRINTING SIGN BOARD IN HIGH INTENSITY REFLECTIVE SHEET LAMINATED ON 1.8 mm THICK G.I SHEET WITH G.I PIPE DIA 3" AND THICKNESS 8 GUAGE	Each	1,374.39	713.32	34,115.61	9,050.83	45,254.16
607bi	TRAFFIC SIGN CAT 2i - 90 cm SIGN BOARD IN HIGH INTENSITY REFLECTIVE SHEET LAMINATED ON 1.8 mm THICK G.I SHEET WITH G.I PIPE DIA 3" AND THICKNESS 8 GUAGE	Each	1,517.99	512.62	30,182.29	8,053.23	40,266.13
607bii	TRAFFIC SIGN CAT 2ii - 105 cm SIGN BOARD IN HIGH INTENSITY REFLECTIVE SHEET LAMINATED ON 1.8 mm THICK G.I SHEET WITH G.I PIPE DIA 3" AND THICKNESS 8 GUAGE	Each	1,517.99	512.62	35,644.70	9,418.83	47,094.14
607biii	TRAFFIC SIGN CAT 2iii - 120 cm SIGN BOARD IN HIGH INTENSITY REFLECTIVE SHEET LAMINATED ON 1.8 mm THICK G.I SHEET WITH G.I PIPE DIA 3" AND THICKNESS 8 GUAGE	Each	1,517.99	512.62	41,947.48	10,994.52	54,972.61
607biv	TRAFFIC SIGN CAT 2i - 90 cm DIGITAL PRINTING SIGN BOARD IN HIGH INTENSITY REFLECTIVE SHEET LAMINATED ON 1.8 mm THICK G.I SHEET WITH G.I PIPE DIA 3" AND THICKNESS 8 GUAGE	Each	1,517.99	512.62	32,229.47	8,565.02	42,825.10
607bv	TRAFFIC SIGN CAT 2ii - 105 cm DIGITAL PRINTING SIGN BOARD IN HIGH INTENSITY REFLECTIVE SHEET LAMINATED ON 1.8 mm THICK G.I SHEET WITH G.I PIPE DIA 3" AND THICKNESS 8 GUAGE	Each	1,517.99	512.62	37,972.79	10,000.85	50,004.25
607bvi	TRAFFIC SIGN CAT 2iii - 120 cm DIGITAL PRINTING SIGN BOARD IN HIGH INTENSITY REFLECTIVE SHEET LAMINATED ON 1.8 mm THICK G.I SHEET WITH G.I PIPE DIA 3" AND THICKNESS 8 GUAGE	Each	1,517.99	512.62	44,988.25	11,754.72	58,773.58
607ci	TRAFFIC SIGN CAT 3A SIGN BOARD IN HIGH INTENSITY REFLECTIVE SHEET LAMINATED ON 1.8 mm THICK G.I SHEET WITH G.I PIPE DIA 3" AND THICKNESS 8 GUAGE	Each	1,517.99	925.45	40,313.44	10,689.22	53,446.09

Summary of Rate Analysis

Province: AJ & K
District: MUZAFFARABAD

Item No.	Description	Unit	Manpower	Plant & Equipment	Material	OH-Profit	Rate (Rs)
607cii	TRAFFIC SIGN CAT 3A DIGITAL PRINTING SIGN BOARD IN HIGH INTENSITY REFLECTIVE SHEET LAMINATED ON 1.8 mm THICK G.I SHEET WITH G.I PIPE DIA 3" AND THICKNESS 8 GUAGE	Each	1,517.99	925.45	43,003.44	11,361.72	56,808.59
607di	TRAFFIC SIGN CAT 3B SIGN BOARD IN HIGH INTENSITY REFLECTIVE SHEET LAMINATED ON 1.8 mm THICK G.I SHEET WITH G.I PIPE DIA 4" AND THICKNESS 8 GUAGE	Each	1,517.99	925.45	70,050.63	18,123.52	90,617.58
607dii	TRAFFIC SIGN CAT 3B DIGITAL PRINTING SIGN BOARD IN HIGH INTENSITY REFLECTIVE SHEET LAMINATED ON 1.8 mm THICK G.I SHEET WITH G.I PIPE DIA 4" AND THICKNESS 8 GUAGE	Each	1,517.99	925.45	75,430.63	19,468.52	97,342.58
607ei	TRAFFIC ROAD SIGN CATEGORY 3C (UP TO 3 Sq.m) - SIGN BOARD IN HIGH INTENSITY REFLECTIVE SHEET LAMINATED ON 1.8 mm THICK G.I SHEET WITH G.I PIPE DIA 4" AND THICKNESS 8 GUAGE	Sq.m	534.55	553.32	45,982.58	11,767.62	58,838.08
607eii	TRAFFIC ROAD SIGN CATEGORY 3C (UP TO 5 Sq.m)-SIGN BOARD IN HIGH INTENSITY REFLECTIVE SHEET LAMINATED ON 1.8 mm THICK G.I SHEET WITH G.I PIPE DIA 4" AND THICKNESS 8 GUAGE	Sq.m	653.56	300.51	39,476.43	10,107.63	50,538.13
607eiii	TRAFFIC ROAD SIGN CATEGORY 3C (UP TO 10 Sq.m)-SIGN BOARD IN HIGH INTENSITY REFLECTIVE SHEET LAMINATED ON 1.8 mm THICK G.I SHEET WITH G.I PIPE DIA 6" THICKNESS AS PER SCHEDULE 40	Sq.m	756.95	308.38	37,285.56	9,587.72	47,938.60
607eiv	TRAFFIC ROAD SIGN CATEGORY 3C (UP TO 15 Sq.m)-SIGN BOARD IN HIGH INTENSITY REFLECTIVE SHEET LAMINATED ON 1.8 mm THICK G.I SHEET WITH G.I PIPE DIA 8" THICKNESS AS PER SCHEDULE 40	Sq.m	841.05	316.52	38,459.34	9,904.23	49,521.14
607ev	TRAFFIC ROAD SIGN CATEGORY 3C (UP TO 3 sq.m) - DIGITAL PRINTING SIGN BOARD IN HIGH INTENSITY REFLECTIVE SHEET LAMINATED ON 1.8 mm THICK G.I SHEET WITH G.I PIPE DIA 4" AND THICKNESS 8 GUAGE	Sq.m	534.55	553.32	48,672.58	12,440.12	62,200.58
607evi	TRAFFIC ROAD SIGN CATEGORY 3C (UP TO 5 Sq.m)-DIGITAL PRINTING SIGN BOARD IN HIGH INTENSITY REFLECTIVE SHEET LAMINATED ON 1.8 mm THICK G.I SHEET WITH G.I PIPE DIA 4" AND THICKNESS 8 GUAGE	Sq.m	653.56	300.51	42,166.43	10,780.13	53,900.63
607evii	TRAFFIC ROAD SIGN CATEGORY 3C (UP TO 10 Sq.m)-DIGITAL PRINTING SIGN BOARD IN HIGH INTENSITY REFLECTIVE SHEET LAMINATED ON 1.8 mm THICK G.I SHEET WITH G.I PIPE DIA 6" THICKNESS AS PER SCHEDULE 40	Sq.m	756.95	308.38	39,975.56	10,260.22	51,301.10
607eviii	TRAFFIC ROAD SIGN CATEGORY 3C (UP TO 15 Sq.m)-DIGITAL PRINTING SIGN BOARD IN HIGH INTENSITY REFLECTIVE SHEET LAMINATED ON 1.8 mm THICK G.I SHEET WITH G.I PIPE DIA 8" THICKNESS AS PER SCHEDULE 40	Sq.m	841.05	316.52	41,149.34	10,576.73	52,883.64
607fi	ADDITIONAL PANEL SIZE 60 cm X 30 cm SIGN BOARD IN HIGH INTENSITY REFLECTIVE SHEET LAMINATED ON 1.8 mm THICK G.I SHEET	Each	695.40	-	4,282.14	1,244.39	6,221.93
607fii	ADDITIONAL PANEL SIZE 60 cm X 30 cm DIGITAL PRINTING SIGN BOARD IN HIGH INTENSITY REFLECTIVE SHEET LAMINATED ON 1.8 mm THICK G.I SHEET	Each	695.40	-	4,766.34	1,365.44	6,827.18

Summary of Rate Analysis

Province: AJ & K
District: MUZAFFARABAD

Item No.	Description	Unit	Manpower	Plant & Equipment	Material	OH-Profit	Rate (Rs)
607gi	ADDITIONAL PANEL SIZE 90 cm X 30 cm SIGN BOARD IN HIGH INTENSITY REFLECTIVE SHEET LAMINATED ON 1.8 mm THICK G.I SHEET	Each	695.40	-	6,423.22	1,779.66	8,898.28
607gii	ADDITIONAL PANEL SIZE 90 cm X 30 cm DIGITAL PRINTING SIGN BOARD IN HIGH INTENSITY REFLECTIVE SHEET LAMINATED ON 1.8 mm THICK G.I SHEET	Each	695.40	-	7,149.52	1,961.23	9,806.15
607i	PROVIDING AND FIXING ANTIGLARE SHIELD (200 mm x 800 mm) MADE UP OF POLY-PROPYLENE COPOLYMER MATERIAL GREEN COLOR UV PROTECTED INCLUDING INSTALLATION WITH ANCHOR BOLTS FIXED WITH EPOXY	Each	26.05	26.58	933.90	246.64	1,233.18
608b1	PAVEMENT MARKING IN NON-REFLECTIVE CR PAINT FOR LINES OF 15 cm WIDTH	M	5.91	6.22	55.74	16.97	84.84
608b2	PAVEMENT MARKING IN NON-REFLECTIVE TP PAINT FOR LINES OF 15 cm WIDTH	M	5.91	8.70	94.60	27.30	136.51
608c1	PAVEMENT MARKING IN NON-REFLECTIVE CR PAINT FOR LINES OF 20 cm WIDTH	M	5.91	6.22	66.89	19.76	98.78
608c2	PAVEMENT MARKING IN NON-REFLECTIVE TP PAINT FOR LINES OF 20 cm WIDTH	M	5.91	7.60	116.04	32.39	161.94
608d1	PAVEMENT MARKING IN NON-REFLECTIVE CR PAINT FOR 4 m ARROWS	Each	224.01	280.78	409.80	228.65	1,143.24
608d2	PAVEMENT MARKING IN NON-REFLECTIVE TP PAINT FOR 4 m ARROWS	Each	373.35	633.28	695.31	425.49	2,127.43
608h1	PAVEMENT MARKING IN REFLECTIVE CR PAINT FOR LINES OF 15 cm WIDTH	M	7.38	7.02	60.34	18.69	93.43
608h2	PAVEMENT MARKING IN REFLECTIVE TP PAINT FOR LINES OF 15 cm WIDTH	M	7.38	9.50	137.39	38.57	192.84
608i1	PAVEMENT MARKING IN REFLECTIVE CR PAINT FOR LINES OF 20 cm WIDTH	M	7.38	7.02	72.41	21.70	108.51
608i2	PAVEMENT MARKING IN REFLECTIVE TP PAINT FOR LINES OF 20 cm WIDTH	M	7.38	9.50	168.42	46.33	231.63
608j1	PAVEMENT MARKING IN REFLECTIVE CR PAINT FOR 4 m ARROWS	Each	224.01	280.78	506.86	252.91	1,264.55
608j2	PAVEMENT MARKING IN REFLECTIVE TP PAINT FOR 4 m ARROWS	Each	373.35	541.61	961.09	469.01	2,345.05
608n1	PAVEMENT MARKING IN NON REFLECTIVE CR PAINT FOR STOP	Each	112.00	140.39	680.03	233.11	1,165.53
608n2	PAVEMENT MARKING IN NON REFLECTIVE TP PAINT FOR STOP	Each	112.00	189.98	1,009.86	327.96	1,639.80
608n3	PAVEMENT MARKING IN REFLECTIVE CR PAINT FOR STOP	Each	112.00	140.39	736.15	247.14	1,235.68
608n4	PAVEMENT MARKING IN REFLECTIVE TP PAINT FOR STOP	Each	163.70	82.50	1,395.86	410.52	2,052.58
609c	REFLECTORISED ALUMINUM PAVEMENT STUD (RAISED PROFILE TYPE - SINGLE) 100 mm x100 mm	Each	56.62	69.79	646.09	193.13	965.63
609ci	REFLECTORISED PLASTIC PAVEMENT STUD (RAISED PROFILE TYPE - SINGLE) 100 mm x100 mm	Each	36.62	20.00	417.52	118.54	592.68
609d	REFLECTORISED ALUMINUM PAVEMENT STUD (RAISED PROFILE TYPE - DOUBLE) 100 mm x100 mm	Each	56.62	69.79	786.09	228.13	1,140.63

Summary of Rate Analysis

Province: AJ & K
District: MUZAFFARABAD

Item No.	Description	Unit	Manpower	Plant & Equipment	Material	OH-Profit	Rate (Rs)
609di	REFLECTORISED PLASTIC PAVEMENT STUD (RAISED PROFILE TYPE - DOUBLE) 100 mm x100 mm	Each	36.62	20.00	437.52	123.54	617.68
610b	RIGHT OF WAY MARKER AS PER AMENDED DRAWING CSR-2022	Each	429.76	452.43	2,607.46	872.41	4,362.06
610c	KILOMETER POST	Each	553.86	1,137.40	5,404.99	1,774.06	8,870.31
610d	TEN KILOMETER POST	Each	1,107.73	2,274.80	14,376.98	4,439.88	22,199.39
611a	GALVANIZED WIRE MESH FENCE 1500 mm HIGH WITH PRECAST PRESTRESSED R.C.C. POSTS COMPLETE IN ALL RESPECTS AS PER M2 STANDARD	M	701.56	227.48	4,192.10	1,280.29	6,401.43
612a	FURNISHING AND PLANTING OF TREES (LOCAL INHABITANT) INCL MAINTENANCE FOR 2 YEARS	Each	656.06	2,146.64	27.00	707.43	3,537.13
613a	SPRIGGING (INCL 2 MONTHS MAINTENANCE)	Sq.m	23.06	42.30	61.00	31.59	157.95
613b	SODDING (INCL 2 MONTHS MAINTENANCE)	Sq.m	23.06	42.30	225.59	72.74	363.69
613c	PLACING OF TOP SOIL USING SWEET EARTH	Sq.m	2.20	8.37	52.88	15.86	79.31
613d	MAINTENANCE OF SPRIGGING/SODDING PER SQM PER ADDITIONAL MONTH	Sq.m/Month	7.61	16.70	3.00	6.83	34.13



MINISTRY OF COMMUNICATIONS
GOVERNMENT OF PAKISTAN
ISLAMABAD

COMPOSITE SCHEDULE OF RATES

JANUARY 2024

□ □ □ □ □ **M**

Summary of Rate Analysis

Province: AJ & K
District: NEELUM

Item No.	Description	Unit	Manpower	Plant & Equipment	Material	OH-Profit	Rate (Rs)
101	CLEARING AND GRUBBING	Sq.m	2.77	34.36	-	9.29	46.43
102a	REMOVAL OF TREES 150 - 300 mm GIRTH	Each	71.03	992.42	48.60	278.01	1,390.05
102b	REMOVAL OF TREES 301 - 600 mm GIRTH	Each	131.20	1,542.89	218.65	473.19	2,365.93
102c	REMOVAL OF TREES 601 mm OR OVER GIRTH	Each	629.76	2,973.59	1,166.16	1,192.38	5,961.88
103	STRIPPING	Cu.m	14.87	522.54	-	134.35	671.76
104	COMPACTION OF NATURAL GROUND	Sq.m	2.57	33.35	1.76	9.42	47.09
106a	EXCAVATE UNSUITABLE COMMON MATERIAL	Cu.m	22.86	437.62	-	115.12	575.60
106bi	EXCAVATE UNSUITABLE HARD ROCK MATERIAL	Cu.m	80.90	1,333.36	91.89	376.54	1,882.69
106bii	EXCAVATE UNSUITABLE MEDIUM ROCK MATERIAL	Cu.m	60.67	970.44	-	257.78	1,288.89
106biii	EXCAVATE UNSUITABLE SOFT ROCK MATERIAL	Cu.m	47.00	707.63	-	188.66	943.29
106c	EXCAVATE SURPLUS COMMON MATERIAL	Cu.m	22.86	437.62	-	115.12	575.60
106di	EXCAVATE SURPLUS HARD ROCK MATERIAL	Cu.m	80.90	1,333.36	91.89	376.54	1,882.69
106dii	EXCAVATE SURPLUS MEDIUM ROCK MATERIAL	Cu.m	60.67	970.44	-	257.78	1,288.89
106diii	EXCAVATE SURPLUS SOFT ROCK MATERIAL	Cu.m	47.00	707.63	-	188.66	943.29
107a	STRUCTURAL EXCAVATION IN COMMON MATERIAL	Cu.m	44.92	355.14	-	100.02	500.08
107b	STRUCTURAL EXCAVATION IN COMMON MATERIAL BELOW WATER LEVEL (WHERE DEWATERING IS PERFORMED BY PUMP FOR STRUCTURES ONLY)	Cu.m	310.78	960.32	317.88	397.24	1,986.21
107ci	STRUCTURAL EXCAVATION IN HARD ROCK MATERIAL	Cu.m	80.90	1,101.05	91.89	318.46	1,592.31
107cii	STRUCTURAL EXCAVATION IN MEDIUM ROCK MATERIAL	Cu.m	60.77	778.89	-	209.92	1,049.58
107ciii	STRUCTURAL EXCAVATION IN SOFT ROCK MATERIAL	Cu.m	47.00	541.31	-	147.08	735.39
107d	GRANULAR BACKFILL	Cu.m	181.54	490.12	3,732.32	1,101.00	5,504.98
107e	COMMON BACK FILL	Cu.m	141.54	212.67	11.70	91.48	457.39
108a	FORMATION OF EMBANKMENT FROM ROADWAY EXCAVATION IN COMMON MATERIAL	Cu.m	42.26	532.91	11.70	146.72	733.59
108bi	FORMATION OF EMBANKMENT FROM ROADWAY EXCAVATION IN HARD ROCK MATERIAL	Cu.m	96.80	1,737.20	91.89	481.47	2,407.36
108bii	FORMATION OF EMBANKMENT FROM ROADWAY EXCAVATION IN MEDIUM ROCK MATERIAL	Cu.m	73.90	1,325.55	11.70	352.79	1,763.94
108biii	FORMATION OF EMBANKMENT FROM ROADWAY EXCAVATION IN SOFT ROCK MATERIAL	Cu.m	64.69	992.55	11.70	267.24	1,336.18
108c	FORMATION OF EMBANKMENT FROM BORROW EXCAVATION IN COMMON MATERIAL	Cu.m	41.54	511.06	63.90	154.13	770.63
108d	FORMATION OF EMBANKMENT FROM STRUCTURAL EXCAVATION IN COMMON MATERIAL	Cu.m	41.00	251.83	11.70	76.13	380.66
108e	FORMATION OF EMBANKMENT FROM STRUCTURAL EXCAVATION IN ANY TYPE OF ROCK MATERIAL	Cu.m	71.64	329.06	11.70	103.10	515.50
109a	SUBGRADE PREPARATION IN EARTH CUT	Sq.m	7.71	143.81	3.51	38.76	193.79
109bi	SUBGRADE PREPARATION IN EXISTING ROAD WITHOUT ANY FILL	Sq.m	5.07	127.30	3.12	33.87	169.36
110	IMPROVED SUB-GARDE (CBR>20%)	Cu.m	37.43	616.13	927.88	395.36	1,976.80

Summary of Rate Analysis

Province: AJ & K
District: NEELUM

Item No.	Description	Unit	Manpower	Plant & Equipment	Material	OH-Profit	Rate (Rs)
114a	DRESSING OF BERM WITHOUT EXTRA MATERIAL	Sq.m	4.55	39.65	1.76	11.49	57.44
114b	DRESSING OF BERM WITH EXTRA MATERIAL	Sq.m	6.50	40.47	16.44	15.85	79.25
201	GRANULAR SUBBASE	Cu.m	58.83	502.96	3,484.22	1,011.51	5,057.53
202i	AGGREGATE BASE COURSE (WITH PAVER)	Cu.m	89.51	946.78	3,842.32	1,219.66	6,098.28
202ii	AGGREGATE BASE COURSE (WITH GRADER)	Cu.m	89.51	756.11	3,842.32	1,171.99	5,859.94
203a	ASPHALTIC BASE COURSE PLANT MIX (CLASS "A")	Cu.m	305.53	4,508.33	22,306.42	6,780.07	33,900.34
203b	ASPHALTIC BASE COURSE PLANT MIX (CLASS "B")	Cu.m	305.53	4,508.33	22,950.31	6,941.04	34,705.20
203c	ASPHALTIC LEVELLING COURSE PLANT MIX (CLASS "A")	Cu.m	305.53	4,507.33	22,685.19	6,874.52	34,372.58
203d	ASPHALTIC LEVELLING COURSE PLANT MIX (CLASS "B")	Cu.m	305.53	4,507.33	23,139.77	6,988.16	34,940.80
204b	CEMENT STABILIZED BASE	Cu.m	149.59	986.22	4,979.47	1,528.82	7,644.10
204c	CEMENT CONTENT	Ton	615.40	-	30,154.74	7,692.54	38,462.68
204d	LIQUID ASPHALT FOR CURING SEAL, TYPE MC-250	Ton	1,266.70	4,290.66	169,964.13	43,880.37	219,401.86
204e	EMULSIFIED ASPHALT FOR CURING SEAL, TYPE SS-1	Ton	1,266.70	4,290.66	165,884.13	42,860.37	214,301.86
205a	GRADED CRUSHED AGGREGATE CRACK-RELIEF LAYER	Cu.m	515.83	256.92	3,910.87	1,170.91	5,854.53
205b	ASPHALTIC OPEN-GRADED PLANT MIX CRACK-RELIEF LAYER	Cu.m	284.91	5,463.77	21,836.78	6,896.37	34,481.83
206b	WATER BOUND MACADAM BASE WITH COARSE AGG: CLASS B	Cu.m	567.40	242.63	3,770.37	1,145.10	5,725.49
207a	DEEP PATCHING (0-15 cm)	Sq.m	8.82	69.51	222.61	75.24	376.18
207b	DEEP PATCHING (15-30 cm)	Sq.m	8.82	69.51	222.61	75.24	376.18
208	REINSTATEMENT OF ROAD SURFACE	Sq.m	9.89	196.52	0.98	51.85	259.24
209a	BREAKING OF EXISTING ROAD PAVEMENT STRUCTURE	Cu.m	23.96	877.82	6.50	227.07	1,135.35
209b	SCARIFICATION OF EXISTING ROAD PAVEMENT	Sq.m	4.79	115.26	0.97	30.26	151.29
215a	PROVIDING AND PLACING GEOTEXTILE 190 GSM, 100% CONTINUOUS POLYPROPYLENE NONWOVEN, ISOTROPIC, THERMALLY & MECHANICALLY BONDED. 100 YEARS LIFE OXIDATION RESISTANCE (IMPORTED)	Sq.m	13.01	3.27	907.15	230.86	1,154.29
302a	CUT-BACK ASPHALT FOR BITUMINOUS PRIME COAT	Sq.m	1.57	2.02	174.02	44.40	222.00
302b	EMULSIFIED ASPHALT FOR BITUMINOUS PRIME COAT	Sq.m	1.51	2.33	167.95	42.95	214.74
303a	CUT-BACK ASPHALT FOR BITUMINOUS TACK COAT	Sq.m	0.63	1.39	70.43	18.11	90.56
303b	EMULSIFIED ASPHALT FOR BITUMINOUS TACK COAT	Sq.m	0.63	1.39	67.17	17.30	86.49
304ai	SINGLE SURFACE TREATMENT	Sq.m	3.27	58.72	320.10	95.52	477.61
304aii	SINGLE SURFACE TREATMENT W/O PRIME COAT	Sq.m	3.27	57.41	209.19	67.47	337.34
304bi	DOUBLE SURFACE TREATMENT	Sq.m	5.36	71.72	660.45	184.38	921.91
304bii	DOUBLE SURFACE TREATMENT W/O PRIME COAT	Sq.m	5.36	70.09	549.54	156.25	781.24
304ci	TRIPLE SURFACE TREATMENT	Sq.m	9.77	79.74	780.54	217.52	1,087.58
304cii	TRIPLE SURFACE TREATMENT W/O PRIME COAT	Sq.m	9.77	78.04	669.42	189.31	946.53

Summary of Rate Analysis

Province: AJ & K
District: NEELUM

Item No.	Description	Unit	Manpower	Plant & Equipment	Material	OH-Profit	Rate (Rs)
304d	SEAL COAT	Sq.m	4.05	17.10	92.20	28.34	141.69
305a	ASPHALTIC CONCRETE FOR WEARING COURSE (CLASS "A")	Cu.m	268.31	4,689.18	24,234.28	7,297.94	36,489.71
305b	ASPHALTIC CONCRETE FOR WEARING COURSE (CLASS "B")	Cu.m	268.31	4,689.18	24,692.81	7,412.58	37,062.88
307a	DENSE GRADED HOT BIT-MAC	Cu.m	1,050.80	1,590.60	21,656.52	6,074.48	30,372.40
307b	OPEN GRADED HOT BIT-MAC	Cu.m	1,050.80	1,590.60	21,429.45	6,017.71	30,088.56
308a	RECYCLING OF ASPHALT CONCRETE (0 - 60 mm THICK)	Cu.m	157.36	2,570.27	3,880.05	1,651.92	8,259.60
308b	BITUMEN BINDER GRADE (40 - 50, 60 - 70, 80 - 100)	Ton	410.27	2,405.54	156,600.50	39,854.08	199,270.38
309a	COLD MILLING, 0 - 30 mm	Sq.m	3.21	60.28	57.98	30.37	151.84
309b	COLD MILLING, 0 - 50 mm	Sq.m	6.37	99.63	96.12	50.53	252.65
309c	COLD MILLING, 0 - 70 mm	Sq.m	12.04	137.38	134.13	70.89	354.44
309d	COLD MILLING, 0 - 100 mm	Sq.m	13.89	182.35	192.59	97.21	486.04
309e	COLD MILLING, 0 - 130 mm	Sq.m	18.06	237.05	250.37	126.37	631.85
310a	JOINTED PLAIN CONCRETE PAVEMENT (JPCP) USING MINIMUM 5000 PSI CLASS CONCRETE LAID THROUGH CONCRETE PAVER INCLUDING TRANSVERSE AND LONGITUDINAL JOINTS FORMATION, EXPANSION CAPS AND FILLING WITH SEALANT COMPLETE IN ALL RESPECTS EXCLUDING REINFORCEMENT (DOWEL/TIE BARS)	Cu.m	529.25	9,179.37	25,143.34	8,712.99	43,564.94
401a1i	CONCRETE CLASS "A1" (UNDERGROUND)	Cu.m	1,756.47	5,980.85	13,330.84	5,267.04	26,335.20
401a1ii	CONCRETE CLASS "A1" (ON GROUND)	Cu.m	1,756.47	5,981.67	15,230.02	5,742.04	28,710.20
401a1iii	CONCRETE CLASS "A1" (ELEVATED)	Cu.m	1,756.47	5,980.85	15,931.20	5,917.13	29,585.65
401a2i	CONCRETE CLASS "A2" (UNDERGROUND)	Cu.m	1,756.47	5,981.78	14,594.94	5,583.30	27,916.49
401a2 ii	CONCRETE CLASS "A2" (ON GROUND)	Cu.m	1,756.47	6,178.52	16,494.12	6,107.28	30,536.38
401a2iii	CONCRETE CLASS "A2" (ELEVATED)	Cu.m	1,830.83	5,981.67	17,195.30	6,251.95	31,259.75
401a3i	CONCRETE CLASS "A3" (UNDERGROUND)	Cu.m	1,756.47	5,980.85	16,027.50	5,941.20	29,706.01
401a3ii	CONCRETE CLASS "A3" (ON GROUND)	Cu.m	1,756.47	6,178.52	17,926.68	6,465.42	32,327.08
401a3iii	CONCRETE CLASS "A3" (ELEVATED)	Cu.m	1,830.83	5,981.78	18,627.86	6,610.12	33,050.59
401b	CONCRETE CLASS "B"	Cu.m	2,247.94	2,305.53	11,244.12	3,949.40	19,747.00
401ci	CONCRETE CLASS "C" (UNDERGROUND)	Cu.m	1,688.94	5,122.02	12,439.34	4,812.58	24,062.88
401cii	CONCRETE CLASS "C" (ON GROUND)	Cu.m	1,738.52	5,092.23	14,351.01	5,295.44	26,477.19
401ciii	CONCRETE CLASS "C" (ELEVATED)	Cu.m	1,738.52	5,120.16	15,039.70	5,474.59	27,372.96
401di	CONCRETE CLASS "D1"	Cu.m	2,738.56	5,980.85	20,386.43	7,276.46	36,382.31
401dii	CONCRETE CLASS "D2"	Cu.m	2,738.56	5,981.78	22,002.08	7,680.61	38,403.04
401diii	CONCRETE CLASS "D3"	Cu.m	2,738.56	5,981.78	23,438.02	8,039.59	40,197.96
401e	CONCRETE CLASS "Y"	Cu.m	1,756.47	4,043.49	18,538.39	6,084.59	30,422.93
401f	LEAN CONCRETE	Cu.m	1,470.81	1,868.28	8,662.93	3,000.51	15,002.53

Summary of Rate Analysis

Province: AJ & K
District: NEELUM

Item No.	Description	Unit	Manpower	Plant & Equipment	Material	OH-Profit	Rate (Rs)
401gi	PRECAST CONCRETE CLASS "A1"	Cu.m	4,169.37	2,656.45	15,850.77	5,669.15	28,345.74
401gii	PRECAST CONCRETE CLASS "A3"	Cu.m	4,169.37	2,656.45	18,727.14	6,388.24	31,941.20
401giii	PRECAST CONCRETE CLASS "B"	Cu.m	4,169.37	3,282.86	13,260.70	5,178.23	25,891.16
401giv	PRECAST CONCRETE CLASS "D1"	Cu.m	2,971.47	5,981.78	20,461.39	7,353.66	36,768.30
401gv	PRECAST CONCRETE CLASS "D2"	Cu.m	2,971.47	5,981.78	22,077.04	7,757.58	38,787.88
401gvi	PRECAST CONCRETE CLASS "D3"	Cu.m	2,971.47	5,981.78	23,512.98	8,116.56	40,582.80
401h	PLUM (CYCLOPEAN / RUBBLE) CONCRETE (2:1 CONCRETE, STONE RATIO)	Cu.m	1,984.68	2,248.37	8,660.43	3,223.37	16,116.85
404a	REINFORCEMENT AS PER AASHTO M-31 GRADE 40	Ton	8,049.48	1,389.98	273,858.97	70,824.61	354,123.04
404 b	REINFORCEMENT AS PER AASHTO M-31 GRADE 60	Ton	8,049.48	1,389.98	275,958.97	71,349.61	356,748.04
404h	REINFORCEMENT (STRUCTURAL SHAPES) AS PER ASTM-A-36	Ton	4,450.60	3,106.21	319,669.37	81,806.54	409,032.71
405a	PRE-STRESSING WIRE STRAND 3/8" - 1/2" DIA COMPLETE IN ALL RESPECT	Ton	9,969.48	13,186.58	721,896.99	186,263.26	931,316.30
405b	LAUNCHING OF GIRDER	Ton	307.70	1,872.01	-	544.93	2,724.64
406a	PREMOULDED JOINT FILLER 12 mm THICK WITH BITUMASTIC JOINT SEAL	Sq.m	567.54	-	3,808.49	1,094.01	5,470.04
406b	NEOPRENE RUBBER JOINT FILLER 6 mm THICK WITH BITUMASTIC JOINT SEAL	Sq.m	382.92	-	9,874.04	2,564.24	12,821.20
406ci	STEEL EXPANSION JOINTS AS PER DESIGN LOCAL (PAKISTAN MAKE),PSQCA CERTIFIED	Kg	39.95	6.18	692.26	184.60	923.00
406cii	50 mm EXPANSION JOINT-NOSING TYPE WITH TWO ALUMINUM ALLOY SECTIONS AND ELASTOMERIC PROFILE IMPORTED (EUROPEAN/AMERICAN MAKE)	M	1,384.65	-	107,116.32	27,125.24	135,626.21
406ciii	50 mm EXPANSION JOINT-NOSING TYPE WITH TWO ALUMINUM ALLOY SECTIONS AND ELASTOMERIC PROFILE IMPORTED (WEST ASIAN MAKE)	M	1,384.65	-	94,707.23	24,022.97	120,114.85
406civ	110 mm EXPANSION JOINT-CANTILEVER SAW TEETH WITH TWO ALUMINUM ALLOY SECTIONS IMPORTED (EUROPEAN/AMERICAN MAKE)	M	1,384.65	-	398,895.80	100,070.11	500,350.56
406cv	110 mm EXPANSION JOINT-CANTILEVER SAW TEETH WITH TWO ALUMINUM ALLOY SECTIONS IMPORTED (WEST ASIAN MAKE)	M	1,384.65	-	338,913.98	85,074.66	425,373.29
406cvi	65 mm EXPANSION JOINT-NOSING-MOLDED VULCANIZED ELASTOMER SINGLE SECTION (ONE PIECE, MONOBLOCK) IMPORTED (EUROPEAN/AMERICAN MAKE)	M	1,384.65	-	81,017.03	20,600.42	103,002.10
406cvii	65 mm EXPANSION JOINT-NOSING-MOLDED VULCANIZED ELASTOMER SINGLE SECTION (ONE PIECE, MONOBLOCK) IMPORTED (WEST ASIAN MAKE)	M	1,384.65	-	71,381.57	18,191.56	90,957.78
406cviii	50 mm EXPANSION JOINT- TWO PROFILE ALLOY ALUMINUM 6063 T 6 CONTINUOUS CR PROFILE, SOCKETS STUDS LOCAL (PAKISTAN MAKE),PSQCA CERTIFIED	M	1,384.65	-	64,081.77	16,366.61	81,833.03
406cix	65 mm EXPANSION JOINT-W SECTION CR VULCANIZED MOLDED NOSING LOCAL (PAKISTAN MAKE),PSQCA CERTIFIED	M	1,384.65	-	61,632.48	15,754.28	78,771.41

Summary of Rate Analysis

Province: AJ & K
District: NEELUM

Item No.	Description	Unit	Manpower	Plant & Equipment	Material	OH-Profit	Rate (Rs)
406cx	50 mm EXPANSION JOINT- INDIGENOUS TYPE 15MM THICK TWO VERTICAL STEEL PLATES WELDED 10MM THICK ROUND STEEL BARS LOCAL (PAKISTAN MAKE),PSQCA CERTIFIED	M	1,384.65	-	71,521.78	18,226.61	91,133.04
406cxi	110 mm EXPANSION JOINT SAW TEETH FOUR PROFILE ALUMINUM ALLOY 6063-T6 CONTINOUS CR PROFILE NOISE FREE LOCAL (PAKISTAN MAKE),PSQCA CERTIFIED	M	1,384.65	-	160,729.44	40,528.52	202,642.61
406cxii	80 mm EXPANSION JOINT STEEL GRADE EN10025 SOUND ISOLATED SILENT TYPE WITH SINUS PLATES IMPORTED (WEST ASIAN MAKE)	M	1,292.34	-	152,801.51	38,523.46	192,617.31
406cxiii	50 mm EXPANSION JOINT-NOSING TYPE WITH TWO ALUMINUM ALLOY SECTIONS AND ELASTOMERIC PROFILE IMPORTED (EAST ASIAN MAKE)	M	1,384.65	-	99,479.95	25,216.15	126,080.75
406cxiv	65 mm EXPANSION JOINT-NOSING-MOLDED VULCANIZED ELASTOMER SINGLE SECTION (ONE PIECE, MONOBLOCK) IMPORTED (EAST ASIAN MAKE)	M	1,384.65	-	79,495.21	20,219.97	101,099.83
406cxv	110 mm EXPANSION JOINT-CANTILEVER SAW TEETH WITH TWO ALUMINUM ALLOY SECTIONS IMPORTED (EAST ASIAN MAKE)	M	1,384.65	-	369,732.16	92,779.20	463,896.01
406cxvi	100 MM ELASTOMERIC MONOBLOCK EXPANSION JOINT MIDDLE TOP SURFACE VULCANIZED ALUMINUM WITH RUBBER IMPORTED (WEST ASIAN MAKE)	M	1,384.65	-	121,213.02	30,649.42	153,247.09
406cxvii	80 mm EXPANSION JOINT ZIGZAG FINGER DUAL STRUCTURE ALUMINUM LESS NOISE LOCAL (PAKISTAN MAKE),PSQCA CERTIFIED	M	1,384.65	-	118,588.16	29,993.20	149,966.01
406di	PVC WATER STOPS 6" SIZE (12 mm THICK)	M	338.48	-	1,655.33	498.45	2,492.25
406dii	PVC WATER STOPS 8" SIZE (12 mm THICK)	M	338.48	-	2,542.37	720.21	3,601.05
406e	ELASTOMERIC BEARING PADS (ACCORDING TO SIZE AND THICKNESS) LOCAL (PAKISTAN MAKE),PSQCA CERTIFIED	Cu.cm	0.08	-	7.52	1.90	9.50
406ei	ELASTOMERIC BEARING PADS (ACCORDING TO SIZE AND THICKNESS) IMPORTED (WEST ASIAN MAKE)	Cu.cm	0.10	-	8.44	2.14	10.68
406eii	ELASTOMERIC BEARING PADS (ACCORDING TO SIZE AND THICKNESS) IMPORTED (EUROPEAN/AMERICAN MAKE)	Cu.cm	0.10	-	12.54	3.16	15.80
406eiii	ELASTOMERIC BEARING PADS (ACCORDING TO SIZE AND THICKNESS) IMPORTED (EAST ASIAN MAKE)	Cu.cm	0.10	-	10.24	2.59	12.93
406f	ASPHALT FELT (3 PLY)	Sq.m	133.85	-	758.23	223.02	1,115.10
407di	CAST IN PLACE PILES UP TO 0.8 m DIA IN NORMAL SOIL (BORING ONLY)	M	718.42	7,452.51	774.38	2,236.33	11,181.64
407dii	CAST IN PLACE PILES UP TO 0.8 m DIA IN GRAVEL STRATA (BORING ONLY)	M	1,709.25	9,383.25	927.52	3,005.01	15,025.03
407diii	CAST IN PLACE PILES > 0.8 m UPTO 1 m DIA IN NORMAL SOIL (BORING ONLY)	M	786.69	8,584.58	831.80	2,550.77	12,753.83
407div	CAST IN PLACE PILES > 0.8 m UPTO 1 m DIA IN GRAVEL STRATA (BORING ONLY)	M	1,973.05	11,051.82	1,071.06	3,523.99	17,619.93
407dv	CAST IN PLACE PILES > 1 m UPTO 1.5 m DIA IN NORMAL SOIL (BORING ONLY)	M	1,005.35	16,499.73	1,662.28	4,791.84	23,959.20

Summary of Rate Analysis

Province: AJ & K
District: NEELUM

Item No.	Description	Unit	Manpower	Plant & Equipment	Material	OH-Profit	Rate (Rs)
407dvi	CAST IN PLACE PILES > 1 m UPTO 1.5 m DIA IN GRAVEL STRATA (BORING ONLY)	M	4,295.36	24,380.36	1,662.30	7,584.51	37,922.54
407dvii	CAST IN PLACE PILES > 1.5 m UPTO 2 m DIA IN NORMAL SOIL (BORING ONLY)	M	1,488.99	23,678.90	2,380.30	6,887.05	34,435.24
407dviii	CAST IN PLACE PILES > 1.5 m UPTO 2 m DIA IN GRAVEL STRATA (BORING ONLY)	M	6,156.96	35,487.02	2,380.30	11,006.07	55,030.35
407ki	CONFIRMATORY BORING IN SOIL STRATA (NX SIZE) INCLUDING TESTING AND REPORTING	M	701.56	2,950.67	4,293.68	1,986.48	9,932.39
407kii	CONFIRMATORY BORING IN GRAVEL STRATA (NX SIZE) INCLUDING TESTING AND REPORTING	M	1,403.11	5,833.37	3,111.67	2,587.04	12,935.19
407kiii	CONFIRMATORY BORING IN ROCK STRATA (NX SIZE) INCLUDING TESTING AND REPORTING	M	2,806.22	11,547.51	1,019.17	3,843.22	19,216.12
407s	PILE LOAD TEST UPTO 550 TON	Each	33,231.60	194,335.36	1,509,024.00	434,147.74	2,170,738.70
407t	PILE LOAD TEST UPTO 800 TON	Each	40,616.40	213,087.20	2,202,416.00	614,029.90	3,070,149.50
407u	PILE LOAD TEST UPTO 1000 TON	Each	40,616.40	213,087.20	2,753,020.00	751,680.90	3,758,404.50
407v	PILE LOAD TEST UPTO 1200 TON	Each	40,616.40	213,087.20	3,241,224.00	873,731.90	4,368,659.50
407w	PILE LOAD TEST UPTO 1500 TON	Each	40,616.40	213,087.20	3,922,530.00	1,044,058.40	5,220,292.00
407x	PILE LOAD TEST UPTO 2000 TON	Each	40,616.40	213,087.20	4,408,530.00	1,165,558.40	5,827,792.00
407y	PILE LOAD TEST UPTO 2500 TON	Each	40,616.40	256,376.00	4,894,530.00	1,297,880.60	6,489,403.00
407l	PERMANENT PILE CASING FOR PILES	Ton	2,530.83	16,758.75	372,231.97	97,880.39	489,401.94
410	BRICK WORK	Cu.m	1,506.49	856.84	14,361.65	4,181.25	20,906.23
411a	STONE MASONRY RANDOM DRY	Cu.m	1,203.11	497.73	4,440.82	1,535.41	7,677.06
411b	STONE MASONRY RANDOM WITH MORTAR	Cu.m	1,280.03	690.51	8,880.19	2,712.68	13,563.41
411c	STONE MASONRY DRESSED UNCOURSED DRY	Cu.m	1,895.43	497.73	5,102.15	1,873.83	9,369.14
411d	STONE MASONRY DRESSED UNCOURSED WITH MORTAR	Cu.m	2,233.90	690.51	9,228.03	3,038.11	15,190.54
411g	ROLL POINTING	Sq.m	252.93	44.57	302.87	150.09	750.46
412a	STONE MASONRY DRESSED COURSED WITH MORTAR	Cu.m	2,895.45	1,046.03	9,228.03	3,292.38	16,461.89
501a	R . C . C. PIPE CULVERT AASHTO-M 170 CLASS II DIA 310 mm	M	496.94	2,254.50	2,392.50	1,285.99	6,429.93
501b	R . C . C. PIPE CULVERT AASHTO-M 170 CLASS II DIA 380 mm	M	513.86	2,280.35	3,015.61	1,452.46	7,262.28
501c	R . C . C. PIPE CULVERT AASHTO-M 170 CLASS II DIA 460 mm	M	833.87	2,311.38	3,557.58	1,675.71	8,378.53
501d	R . C . C. PIPE CULVERT AASHTO-M 170 CLASS II DIA 610 mm	M	931.49	2,334.91	5,279.32	2,136.43	10,682.16
501e	R . C . C. PIPE CULVERT AASHTO-M 170 CLASS II DIA 760 mm	M	1,034.99	2,290.37	10,776.37	3,525.44	17,627.18
501f	R . C . C. PIPE CULVERT AASHTO-M 170 CLASS II DIA 910 mm	M	1,195.84	2,400.94	15,351.68	4,737.11	23,685.56
501g	R . C . C. PIPE CULVERT AASHTO-M 170 CLASS II DIA 1070 mm	M	1,386.46	2,714.51	20,972.59	6,268.39	31,341.95

Summary of Rate Analysis

Province: AJ & K
District: NEELUM

Item No.	Description	Unit	Manpower	Plant & Equipment	Material	OH-Profit	Rate (Rs)
501h	R . C . C. PIPE CULVERT AASHTO-M 170 CLASS II DIA 1220 mm	M	1,683.56	3,076.17	25,978.46	7,684.55	38,422.74
501i	R . C . C. PIPE CULVERT AASHTO-M 170 CLASS II DIA 1520 mm	M	2,169.29	3,610.85	44,239.04	12,504.79	62,523.96
501j	R . C . C. PIPE CULVERT AASHTO-M 170 CLASS IV DIA 310 mm	M	496.94	2,254.50	3,009.14	1,440.15	7,200.73
501k	R . C . C. PIPE CULVERT AASHTO-M 170 CLASS IV DIA 380 mm	M	513.86	2,280.35	3,627.33	1,605.39	8,026.93
501l	R . C . C. PIPE CULVERT AASHTO-M 170 CLASS IV DIA 460 mm	M	833.87	2,311.38	4,379.22	1,881.12	9,405.58
501m	R . C . C. PIPE CULVERT AASHTO-M 170 CLASS IV DIA 610 mm	M	931.49	2,334.91	8,206.72	2,868.28	14,341.41
501n	R . C . C. PIPE CULVERT AASHTO-M 170 CLASS IV DIA 760 mm	M	1,034.99	2,290.37	12,998.57	4,080.99	20,404.93
501o	R . C . C. PIPE CULVERT AASHTO-M 170 CLASS IV DIA 910 mm	M	1,195.84	2,400.94	19,220.44	5,704.30	28,521.51
501p	R . C . C. PIPE CULVERT AASHTO-M 170 CLASS IV DIA 1070 mm	M	1,386.46	2,714.51	25,135.73	7,309.18	36,545.88
501q	R . C . C. PIPE CULVERT AASHTO-M 170 CLASS IV DIA 1220 mm	M	1,683.56	3,076.17	34,343.03	9,775.69	48,878.45
501r	R . C . C. PIPE CULVERT AASHTO-M 170 CLASS IV DIA 1520 mm	M	2,169.29	3,610.85	70,874.25	19,163.60	95,817.98
502a	GRANULAR MATERIAL IN BED TO CONCRETE PIPE CULVERT	Cu.m	500.53	374.23	3,585.05	1,114.95	5,574.76
502b	CONCRETE CLASS "B" IN BEDDING AND ENCASEMENT CONCRETE PIPE CULVERT	Cu.m	2,535.13	1,814.81	12,680.06	4,257.50	21,287.51
507a	STEEL WIRE MESH (9 SWG) FOR GABIONS	Kg	25.90	-	410.17	109.02	545.09
507b	ROCK FILL IN GABIONS	Cu.m	492.32	-	3,255.57	936.97	4,684.86
508a	BRICK PAVING (SINGLE COURSE)	Sq.m	523.70	22.84	954.88	375.36	1,876.79
508b	BRICK PAVING (DOUBLE COURSE)	Sq.m	923.71	42.70	1,909.49	718.98	3,594.88
509a	RIP RAP CLASS "A"	Cu.m	1,529.88	204.43	3,542.36	1,319.17	6,595.84
509b	RIP RAP CLASS "B"	Cu.m	1,628.21	121.64	3,624.23	1,343.52	6,717.61
509c	RIP RAP CLASS "C"	Cu.m	1,707.73	96.15	3,736.56	1,385.11	6,925.56
509ci	RIP RAP CLASS "D" (101 kg TO 150 kg)	Cu.m	1,051.30	899.36	3,954.23	1,476.22	7,381.11
509d	GROUTED RIP RAP CLASS "A"	Cu.m	1,849.89	335.47	8,147.89	2,583.31	12,916.56
509e	GROUTED RIP RAP CLASS "B"	Cu.m	2,305.09	252.68	7,882.64	2,610.10	13,050.51
509f	GROUTED RIP RAP CLASS "C"	Cu.m	2,648.26	205.36	7,687.79	2,635.35	13,176.76
509fi	GROUTED RIP RAP CLASS "D" (101 kg TO 150 kg)	Cu.m	2,648.26	1,228.36	7,780.99	2,914.40	14,572.01
509g	REINFORCED CONCRETE SLOPE PROTECTION 20 cm THICK EXCLUDING REINFORCEMENT	Cu.m	2,449.65	1,412.62	15,793.52	4,913.95	24,569.73
509h	FILTER LAYER OF GRANULAR MATERIAL	Cu.m	260.15	466.98	3,579.20	1,076.58	5,382.90
510	DISMANTLING OF STRUCTURE AND OBSTRUCTIONS	Cu.m	883.10	1,551.49	-	608.65	3,043.24

Summary of Rate Analysis

Province: AJ & K
District: NEELUM

Item No.	Description	Unit	Manpower	Plant & Equipment	Material	OH-Profit	Rate (Rs)
511a1	DRY STONE PITCHING (15-20 cm THICK)	Sq.m	412.32	142.21	624.91	294.86	1,474.30
511a2	DRY STONE PITCHING (20-25 cm THICK)	Sq.m	471.22	162.52	803.56	359.33	1,796.63
511b1	GROUTED STONE PITCHING (15-20 cm THICK) WITH BITUMEN JOINTS	Sq.m	393.86	95.34	2,276.29	691.37	3,456.86
511b2	GROUTED STONE PITCHING (20-25 cm THICK) WITH BITUMEN JOINTS	Sq.m	450.12	108.96	2,847.23	851.58	4,257.89
511b3	GROUTED STONE PITCHING (15-20 cm THICK) WITH PCC BANDS (PAID SEPERATLY)	Sq.m	361.55	95.34	1,568.03	506.23	2,531.15
511b4	GROUTED STONE PITCHING (20-25 cm THICK) WITHIN P.C.C. BANDS (PAID SEPERATELY)	Sq.m	413.20	108.96	1,955.46	619.41	3,097.03
513a	FIBER GLASS REINFORCED POLYESTER GRATING SIZE (600 mm X 600 mm) CLASS D 400 WITH FRAME (IMPORTED)	Each	627.71	1,310.21	83,375.57	21,328.37	106,641.86
513b	FIBER GLASS REINFORCED POLYESTER GRATING SIZE (876 mm X 603 mm) CLASS C 250 WITH FRAME (IMPORTED)	Each	627.71	1,310.21	101,890.46	25,957.09	129,785.46
601aii	R.C.C. NEW JERSEY BARRIER (IN-SITU) FOR MEDIAN DOUBLE FACE 810 mm ABOVE GROUND (INCL. REINFORCEMENT) - AS PER AMENDED DRAWING CSR-2022	M	784.48	1,609.78	9,997.21	3,097.87	15,489.34
601aiii	R.C.C. NEW JERSEY BARRIER (IN-SITU) FOR MEDIAN DOUBLE FACE 1010 mm ABOVE GROUND (INCL. REINFORCEMENT) - AS PER AMENDED DRAWING CSR-2022	M	784.48	1,645.36	11,032.72	3,365.64	16,828.19
601aiv	R.C.C. NEW JERSEY BARRIER (IN-SITU SLIP FORMED) FOR MEDIAN DOUBLE FACE 810 mm ABOVE GROUND (INCL. REINFORCEMENT)-AS PER AMENDED DRAWING CSR-2022	M	203.18	2,379.36	9,046.89	2,907.36	14,536.78
601av	R.C.C. NEW JERSEY BARRIER (IN-SITU SLIP FORMED) FOR MEDIAN DOUBLE FACE 1010 mm ABOVE GROUND (INCL. REINFORCEMENT)-AS PER AMENDED DRAWING CSR-2022	M	203.18	2,415.77	9,374.76	2,998.43	14,992.14
601di	PRECAST CURB IN CONCRETE CLASS A-1 OF SIZE 450 x 150 mm INCL. BEDDING & HAUNCHING	M	131.70	227.53	1,761.38	530.15	2,650.76
601dii	R.C.C. NEW JERSEY BARRIER (PRE-CAST) FOR MEDIAN DOUBLE FACE 810 mm ABOVE GROUND (INCL. REINFORCEMENT)-AS PER AMENDED DRAWING CSR 2022	M	340.94	993.49	14,069.77	3,851.05	19,255.24
601diii	R.C.C. NEW JERSEY BARRIER (PRE-CAST) FOR MEDIAN DOUBLE FACE 1010 mm ABOVE GROUND (INCL. REINFORCEMENT)-AS PER AMENDED DRAWING CSR 2022	M	340.94	962.50	15,404.93	4,177.09	20,885.45
603	BRICK EDGING	M	44.62	-	179.23	55.96	279.81
604a	METAL GUARD RAIL	M	139.27	74.85	7,755.82	1,992.49	9,962.43
604b	METAL GUARD RAIL END PIECES	Each	461.55	284.42	7,233.61	1,994.90	9,974.48
604d	STEEL POST FOR METAL GUARD RAIL	Each	264.62	259.17	8,870.44	2,348.56	11,742.80
605a	CONCRETE BEAM GUARDRAIL (INCL. REINFORCEMENT)	Cu.m	6,234.02	911.55	46,394.31	13,384.97	66,924.85
605c	CONCRETE POST FOR GUARDRAIL (INCL REINFORCEMENT)	Cu.m	6,234.02	911.55	46,274.04	13,354.90	66,774.51

Summary of Rate Analysis

Province: AJ & K
District: NEELUM

Item No.	Description	Unit	Manpower	Plant & Equipment	Material	OH-Profit	Rate (Rs)
607ai	TRAFFIC SIGN CAT 1i - 90 cm SIGN BOARD IN HIGH INTENSITY REFLECTIVE SHEET LAMINATED ON 1.8 mm THICK G.I SHEET WITH G.I PIPE DIA 3" AND THICKNESS 8 GUAGE	Each	1,374.39	717.20	24,673.09	6,691.17	33,455.85
607aii	TRAFFIC SIGN CAT 1ii - 105 cm SIGN BOARD IN HIGH INTENSITY REFLECTIVE SHEET LAMINATED ON 1.8 mm THICK G.I SHEET WITH G.I PIPE DIA 3" AND THICKNESS 8 GUAGE	Each	1,224.94	663.38	26,691.76	7,145.02	35,725.10
607aiii	TRAFFIC SIGN CAT 1iii - 120 cm SIGN BOARD IN HIGH INTENSITY REFLECTIVE SHEET LAMINATED ON 1.8 mm THICK G.I SHEET WITH G.I PIPE DIA 3" AND THICKNESS 8 GUAGE	Each	1,374.39	717.20	32,236.84	8,582.11	42,910.54
607aiv	TRAFFIC SIGN CAT 1i - 90 cm DIGITAL PRINTING SIGN BOARD IN HIGH INTENSITY REFLECTIVE SHEET LAMINATED ON 1.8 mm THICK G.I SHEET WITH G.I PIPE DIA 3" AND THICKNESS 8 GUAGE	Each	1,374.39	717.20	25,762.54	6,963.53	34,817.66
607av	TRAFFIC SIGN CAT 1ii - 105 CM DIGITAL PRINTING SIGN BOARD IN HIGH INTENSITY REFLECTIVE SHEET LAMINATED ON 1.8 mm THICK G.I SHEET WITH G.I PIPE DIA 3" AND THICKNESS 8 GUAGE	Each	1,374.39	717.20	29,705.19	7,949.20	39,745.98
607avi	TRAFFIC SIGN CAT 1iii - 120 cm DIGITAL PRINTING SIGN BOARD IN HIGH INTENSITY REFLECTIVE SHEET LAMINATED ON 1.8 mm THICK G.I SHEET WITH G.I PIPE DIA 3" AND THICKNESS 8 GUAGE	Each	1,374.39	717.20	34,173.64	9,066.31	45,331.54
607bi	TRAFFIC SIGN CAT 2i - 90 cm SIGN BOARD IN HIGH INTENSITY REFLECTIVE SHEET LAMINATED ON 1.8 mm THICK G.I SHEET WITH G.I PIPE DIA 3" AND THICKNESS 8 GUAGE	Each	1,517.99	513.21	30,240.68	8,067.97	40,339.85
607bii	TRAFFIC SIGN CAT 2ii - 105 cm SIGN BOARD IN HIGH INTENSITY REFLECTIVE SHEET LAMINATED ON 1.8 mm THICK G.I SHEET WITH G.I PIPE DIA 3" AND THICKNESS 8 GUAGE	Each	1,517.99	513.21	35,703.09	9,433.57	47,167.86
607biii	TRAFFIC SIGN CAT 2iii - 120 cm SIGN BOARD IN HIGH INTENSITY REFLECTIVE SHEET LAMINATED ON 1.8 mm THICK G.I SHEET WITH G.I PIPE DIA 3" AND THICKNESS 8 GUAGE	Each	1,517.99	513.21	42,005.87	11,009.27	55,046.34
607biv	TRAFFIC SIGN CAT 2i - 90 cm DIGITAL PRINTING SIGN BOARD IN HIGH INTENSITY REFLECTIVE SHEET LAMINATED ON 1.8 mm THICK G.I SHEET WITH G.I PIPE DIA 3" AND THICKNESS 8 GUAGE	Each	1,517.99	513.21	32,287.86	8,579.77	42,898.83
607bv	TRAFFIC SIGN CAT 2ii - 105 cm DIGITAL PRINTING SIGN BOARD IN HIGH INTENSITY REFLECTIVE SHEET LAMINATED ON 1.8 mm THICK G.I SHEET WITH G.I PIPE DIA 3" AND THICKNESS 8 GUAGE	Each	1,517.99	513.21	38,031.18	10,015.60	50,077.98
607bvi	TRAFFIC SIGN CAT 2iii - 120 cm DIGITAL PRINTING SIGN BOARD IN HIGH INTENSITY REFLECTIVE SHEET LAMINATED ON 1.8 mm THICK G.I SHEET WITH G.I PIPE DIA 3" AND THICKNESS 8 GUAGE	Each	1,517.99	513.21	45,046.64	11,769.46	58,847.30
607ci	TRAFFIC SIGN CAT 3A SIGN BOARD IN HIGH INTENSITY REFLECTIVE SHEET LAMINATED ON 1.8 mm THICK G.I SHEET WITH G.I PIPE DIA 3" AND THICKNESS 8 GUAGE	Each	1,517.99	926.51	40,440.52	10,721.26	53,606.28

Summary of Rate Analysis

Province: AJ & K
District: NEELUM

Item No.	Description	Unit	Manpower	Plant & Equipment	Material	OH-Profit	Rate (Rs)
607cii	TRAFFIC SIGN CAT 3A DIGITAL PRINTING SIGN BOARD IN HIGH INTENSITY REFLECTIVE SHEET LAMINATED ON 1.8 mm THICK G.I SHEET WITH G.I PIPE DIA 3" AND THICKNESS 8 GUAGE	Each	1,517.99	926.51	43,130.52	11,393.76	56,968.78
607di	TRAFFIC SIGN CAT 3B SIGN BOARD IN HIGH INTENSITY REFLECTIVE SHEET LAMINATED ON 1.8 mm THICK G.I SHEET WITH G.I PIPE DIA 4" AND THICKNESS 8 GUAGE	Each	1,517.99	926.51	70,177.71	18,155.55	90,777.76
607dii	TRAFFIC SIGN CAT 3B DIGITAL PRINTING SIGN BOARD IN HIGH INTENSITY REFLECTIVE SHEET LAMINATED ON 1.8 mm THICK G.I SHEET WITH G.I PIPE DIA 4" AND THICKNESS 8 GUAGE	Each	1,517.99	926.51	75,557.71	19,500.55	97,502.76
607ei	TRAFFIC ROAD SIGN CATEGORY 3C (UP TO 3 Sq.m) - SIGN BOARD IN HIGH INTENSITY REFLECTIVE SHEET LAMINATED ON 1.8 mm THICK G.I SHEET WITH G.I PIPE DIA 4" AND THICKNESS 8 GUAGE	Sq.m	534.55	553.96	46,068.34	11,789.22	58,946.08
607eii	TRAFFIC ROAD SIGN CATEGORY 3C (UP TO 5 Sq.m)-SIGN BOARD IN HIGH INTENSITY REFLECTIVE SHEET LAMINATED ON 1.8 mm THICK G.I SHEET WITH G.I PIPE DIA 4" AND THICKNESS 8 GUAGE	Sq.m	653.56	300.81	39,616.52	10,142.72	50,713.61
607eiii	TRAFFIC ROAD SIGN CATEGORY 3C (UP TO 10 Sq.m)-SIGN BOARD IN HIGH INTENSITY REFLECTIVE SHEET LAMINATED ON 1.8 mm THICK G.I SHEET WITH G.I PIPE DIA 6" THICKNESS AS PER SCHEDULE 40	Sq.m	756.95	308.68	37,430.45	9,624.02	48,120.10
607eiv	TRAFFIC ROAD SIGN CATEGORY 3C (UP TO 15 Sq.m)-SIGN BOARD IN HIGH INTENSITY REFLECTIVE SHEET LAMINATED ON 1.8 mm THICK G.I SHEET WITH G.I PIPE DIA 8" THICKNESS AS PER SCHEDULE 40	Sq.m	841.05	316.83	38,604.23	9,940.53	49,702.65
607ev	TRAFFIC ROAD SIGN CATEGORY 3C (UP TO 3 sq.m) - DIGITAL PRINTING SIGN BOARD IN HIGH INTENSITY REFLECTIVE SHEET LAMINATED ON 1.8 mm THICK G.I SHEET WITH G.I PIPE DIA 4" AND THICKNESS 8 GUAGE	Sq.m	534.55	553.96	48,758.34	12,461.72	62,308.58
607evi	TRAFFIC ROAD SIGN CATEGORY 3C (UP TO 5 Sq.m)-DIGITAL PRINTING SIGN BOARD IN HIGH INTENSITY REFLECTIVE SHEET LAMINATED ON 1.8 mm THICK G.I SHEET WITH G.I PIPE DIA 4" AND THICKNESS 8 GUAGE	Sq.m	653.56	300.81	42,306.52	10,815.22	54,076.11
607evii	TRAFFIC ROAD SIGN CATEGORY 3C (UP TO 10 Sq.m)-DIGITAL PRINTING SIGN BOARD IN HIGH INTENSITY REFLECTIVE SHEET LAMINATED ON 1.8 mm THICK G.I SHEET WITH G.I PIPE DIA 6" THICKNESS AS PER SCHEDULE 40	Sq.m	756.95	308.68	40,120.45	10,296.52	51,482.60
607eviii	TRAFFIC ROAD SIGN CATEGORY 3C (UP TO 15 Sq.m)-DIGITAL PRINTING SIGN BOARD IN HIGH INTENSITY REFLECTIVE SHEET LAMINATED ON 1.8 mm THICK G.I SHEET WITH G.I PIPE DIA 8" THICKNESS AS PER SCHEDULE 40	Sq.m	841.05	316.83	41,294.23	10,613.03	53,065.15
607fi	ADDITIONAL PANEL SIZE 60 cm X 30 cm SIGN BOARD IN HIGH INTENSITY REFLECTIVE SHEET LAMINATED ON 1.8 mm THICK G.I SHEET	Each	695.40	-	4,282.14	1,244.39	6,221.93
607fii	ADDITIONAL PANEL SIZE 60 cm X 30 cm DIGITAL PRINTING SIGN BOARD IN HIGH INTENSITY REFLECTIVE SHEET LAMINATED ON 1.8 mm THICK G.I SHEET	Each	695.40	-	4,766.34	1,365.44	6,827.18

Summary of Rate Analysis

Province: AJ & K
District: NEELUM

Item No.	Description	Unit	Manpower	Plant & Equipment	Material	OH-Profit	Rate (Rs)
607gi	ADDITIONAL PANEL SIZE 90 cm X 30 cm SIGN BOARD IN HIGH INTENSITY REFLECTIVE SHEET LAMINATED ON 1.8 mm THICK G.I SHEET	Each	695.40	-	6,423.22	1,779.66	8,898.28
607gii	ADDITIONAL PANEL SIZE 90 cm X 30 cm DIGITAL PRINTING SIGN BOARD IN HIGH INTENSITY REFLECTIVE SHEET LAMINATED ON 1.8 mm THICK G.I SHEET	Each	695.40	-	7,149.52	1,961.23	9,806.15
607i	PROVIDING AND FIXING ANTIGLARE SHIELD (200 mm x 800 mm) MADE UP OF POLY-PROPYLENE COPOLYMER MATERIAL GREEN COLOR UV PROTECTED INCLUDING INSTALLATION WITH ANCHOR BOLTS FIXED WITH EPOXY	Each	26.05	26.59	933.90	246.64	1,233.18
608b1	PAVEMENT MARKING IN NON-REFLECTIVE CR PAINT FOR LINES OF 15 cm WIDTH	M	5.91	6.22	56.10	17.06	85.29
608b2	PAVEMENT MARKING IN NON-REFLECTIVE TP PAINT FOR LINES OF 15 cm WIDTH	M	5.91	8.71	97.00	27.91	139.53
608c1	PAVEMENT MARKING IN NON-REFLECTIVE CR PAINT FOR LINES OF 20 cm WIDTH	M	5.91	6.22	67.32	19.86	99.31
608c2	PAVEMENT MARKING IN NON-REFLECTIVE TP PAINT FOR LINES OF 20 cm WIDTH	M	5.91	7.61	118.99	33.13	165.63
608d1	PAVEMENT MARKING IN NON-REFLECTIVE CR PAINT FOR 4 m ARROWS	Each	224.01	280.86	412.45	229.33	1,146.65
608d2	PAVEMENT MARKING IN NON-REFLECTIVE TP PAINT FOR 4 m ARROWS	Each	373.35	634.09	712.95	430.10	2,150.49
608h1	PAVEMENT MARKING IN REFLECTIVE CR PAINT FOR LINES OF 15 cm WIDTH	M	7.38	7.02	60.70	18.78	93.89
608h2	PAVEMENT MARKING IN REFLECTIVE TP PAINT FOR LINES OF 15 cm WIDTH	M	7.38	9.51	139.91	39.20	196.00
608i1	PAVEMENT MARKING IN REFLECTIVE CR PAINT FOR LINES OF 20 cm WIDTH	M	7.38	7.02	72.84	21.81	109.06
608i2	PAVEMENT MARKING IN REFLECTIVE TP PAINT FOR LINES OF 20 cm WIDTH	M	7.38	9.51	171.51	47.10	235.51
608j1	PAVEMENT MARKING IN REFLECTIVE CR PAINT FOR 4 m ARROWS	Each	224.01	280.86	509.88	253.69	1,268.44
608j2	PAVEMENT MARKING IN REFLECTIVE TP PAINT FOR 4 m ARROWS	Each	373.35	542.23	978.73	473.58	2,367.89
608n1	PAVEMENT MARKING IN NON REFLECTIVE CR PAINT FOR STOP	Each	112.00	140.43	684.42	234.22	1,171.08
608n2	PAVEMENT MARKING IN NON REFLECTIVE TP PAINT FOR STOP	Each	112.00	190.23	1,035.48	334.43	1,672.14
608n3	PAVEMENT MARKING IN REFLECTIVE CR PAINT FOR STOP	Each	112.00	140.43	740.54	248.25	1,241.23
608n4	PAVEMENT MARKING IN REFLECTIVE TP PAINT FOR STOP	Each	163.70	82.67	1,421.48	416.96	2,084.81
609c	REFLECTORISED ALUMINUM PAVEMENT STUD (RAISED PROFILE TYPE - SINGLE) 100 mm x100 mm	Each	56.62	69.80	646.09	193.13	965.63
609ci	REFLECTORISED PLASTIC PAVEMENT STUD (RAISED PROFILE TYPE - SINGLE) 100 mm x100 mm	Each	36.62	20.00	417.52	118.54	592.68
609d	REFLECTORISED ALUMINUM PAVEMENT STUD (RAISED PROFILE TYPE - DOUBLE) 100 mm x100 mm	Each	56.62	69.80	786.09	228.13	1,140.63

Summary of Rate Analysis

Province: AJ & K
District: NEELUM

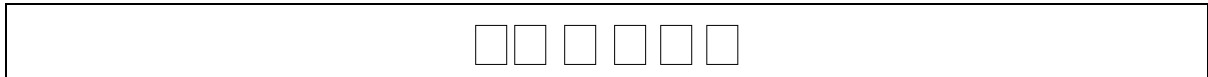
Item No.	Description	Unit	Manpower	Plant & Equipment	Material	OH-Profit	Rate (Rs)
609di	REFLECTORISED PLASTIC PAVEMENT STUD (RAISED PROFILE TYPE - DOUBLE) 100 mm x100 mm	Each	36.62	20.00	437.52	123.54	617.68
610b	RIGHT OF WAY MARKER AS PER AMENDED DRAWING CSR-2022	Each	429.76	453.39	2,658.78	885.48	4,427.41
610c	KILOMETER POST	Each	553.86	1,137.67	5,479.96	1,792.87	8,964.36
610d	TEN KILOMETER POST	Each	1,107.73	2,275.34	14,586.24	4,492.33	22,461.63
611a	GALVANIZED WIRE MESH FENCE 1500 mm HIGH WITH PRECAST PRESTRESSED R.C.C. POSTS COMPLETE IN ALL RESPECTS AS PER M2 STANDARD	M	701.56	227.53	4,211.75	1,285.21	6,426.05
612a	FURNISHING AND PLANTING OF TREES (LOCAL INHABITANT) INCL MAINTENANCE FOR 2 YEARS	Each	656.06	2,149.07	45.00	712.54	3,562.68
613a	SPRIGGING (INCL 2 MONTHS MAINTENANCE)	Sq.m	23.06	42.34	61.05	31.61	158.06
613b	SODDING (INCL 2 MONTHS MAINTENANCE)	Sq.m	23.06	42.34	225.64	72.76	363.80
613c	PLACING OF TOP SOIL USING SWEET EARTH	Sq.m	2.20	8.38	52.90	15.87	79.36
613d	MAINTENANCE OF SPRIGGING/SODDING PER SQM PER ADDITIONAL MONTH	Sq.m/Month	7.61	16.72	3.00	6.83	34.15



**MINISTRY OF COMMUNICATIONS
GOVERNMENT OF PAKISTAN
ISLAMABAD**

COMPOSITE SCHEDULE OF RATES

JANUARY 2024



Summary of Rate Analysis

Province: AJ & K
District: POONCH

Item No.	Description	Unit	Manpower	Plant & Equipment	Material	OH-Profit	Rate (Rs)
101	CLEARING AND GRUBBING	Sq.m	2.77	34.35	-	9.28	46.40
102a	REMOVAL OF TREES 150 - 300 mm GIRTH	Each	71.03	991.46	48.57	277.77	1,388.83
102b	REMOVAL OF TREES 301 - 600 mm GIRTH	Each	131.20	1,541.19	218.55	472.74	2,363.68
102c	REMOVAL OF TREES 601 mm OR OVER GIRTH	Each	629.76	2,964.29	1,165.61	1,189.92	5,949.58
103	STRIPPING	Cu.m	14.87	522.39	-	134.32	671.58
104	COMPACTION OF NATURAL GROUND	Sq.m	2.57	33.33	1.76	9.42	47.08
106a	EXCAVATE UNSUITABLE COMMON MATERIAL	Cu.m	22.86	436.99	-	114.96	574.81
106bi	EXCAVATE UNSUITABLE HARD ROCK MATERIAL	Cu.m	80.90	1,332.46	91.89	376.31	1,881.56
106bii	EXCAVATE UNSUITABLE MEDIUM ROCK MATERIAL	Cu.m	60.67	969.12	-	257.45	1,287.25
106biii	EXCAVATE UNSUITABLE SOFT ROCK MATERIAL	Cu.m	47.00	707.29	-	188.57	942.86
106c	EXCAVATE SURPLUS COMMON MATERIAL	Cu.m	22.86	436.99	-	114.96	574.81
106di	EXCAVATE SURPLUS HARD ROCK MATERIAL	Cu.m	80.90	1,332.46	91.89	376.31	1,881.56
106dii	EXCAVATE SURPLUS MEDIUM ROCK MATERIAL	Cu.m	60.67	969.12	-	257.45	1,287.25
106diii	EXCAVATE SURPLUS SOFT ROCK MATERIAL	Cu.m	47.00	707.29	-	188.57	942.86
107a	STRUCTURAL EXCAVATION IN COMMON MATERIAL	Cu.m	44.92	354.95	-	99.97	499.85
107b	STRUCTURAL EXCAVATION IN COMMON MATERIAL BELOW WATER LEVEL (WHERE DEWATERING IS PERFORMED BY PUMP FOR STRUCTURES ONLY)	Cu.m	310.78	958.05	317.76	396.65	1,983.24
107ci	STRUCTURAL EXCAVATION IN HARD ROCK MATERIAL	Cu.m	80.90	1,100.28	91.89	318.27	1,591.34
107cii	STRUCTURAL EXCAVATION IN MEDIUM ROCK MATERIAL	Cu.m	60.77	777.68	-	209.61	1,048.06
107ciii	STRUCTURAL EXCAVATION IN SOFT ROCK MATERIAL	Cu.m	47.00	540.59	-	146.90	734.49
107d	GRANULAR BACKFILL	Cu.m	181.54	489.49	4,678.42	1,337.36	6,686.81
107e	COMMON BACK FILL	Cu.m	141.54	212.56	11.70	91.45	457.25
108a	FORMATION OF EMBANKMENT FROM ROADWAY EXCAVATION IN COMMON MATERIAL	Cu.m	42.26	532.47	11.70	146.61	733.03
108bi	FORMATION OF EMBANKMENT FROM ROADWAY EXCAVATION IN HARD ROCK MATERIAL	Cu.m	96.80	1,735.73	91.89	481.11	2,405.53
108bii	FORMATION OF EMBANKMENT FROM ROADWAY EXCAVATION IN MEDIUM ROCK MATERIAL	Cu.m	73.90	1,323.61	11.70	352.30	1,761.50
108biii	FORMATION OF EMBANKMENT FROM ROADWAY EXCAVATION IN SOFT ROCK MATERIAL	Cu.m	64.69	991.58	11.70	267.00	1,334.98
108c	FORMATION OF EMBANKMENT FROM BORROW EXCAVATION IN COMMON MATERIAL	Cu.m	41.54	510.79	63.90	154.06	770.29
108d	FORMATION OF EMBANKMENT FROM STRUCTURAL EXCAVATION IN COMMON MATERIAL	Cu.m	41.00	251.72	11.70	76.11	380.53
108e	FORMATION OF EMBANKMENT FROM STRUCTURAL EXCAVATION IN ANY TYPE OF ROCK MATERIAL	Cu.m	71.64	328.68	11.70	103.00	515.01
109a	SUBGRADE PREPARATION IN EARTH CUT	Sq.m	7.71	143.59	3.51	38.70	193.51
109bi	SUBGRADE PREPARATION IN EXISTING ROAD WITHOUT ANY FILL	Sq.m	5.07	127.20	3.12	33.85	169.23
110	IMPROVED SUB-GARDE (CBR>20%)	Cu.m	37.43	615.60	861.46	378.62	1,893.11

Summary of Rate Analysis

Province: AJ & K
District: POONCH

Item No.	Description	Unit	Manpower	Plant & Equipment	Material	OH-Profit	Rate (Rs)
114a	DRESSING OF BERM WITHOUT EXTRA MATERIAL	Sq.m	4.55	39.63	1.76	11.49	57.43
114b	DRESSING OF BERM WITH EXTRA MATERIAL	Sq.m	6.50	40.45	16.43	15.85	79.23
201	GRANULAR SUBBASE	Cu.m	58.83	502.70	3,222.56	946.02	4,730.11
202i	AGGREGATE BASE COURSE (WITH PAVER)	Cu.m	89.51	945.62	3,842.32	1,219.37	6,096.83
202ii	AGGREGATE BASE COURSE (WITH GRADER)	Cu.m	89.51	755.76	3,842.32	1,171.90	5,859.49
203a	ASPHALTIC BASE COURSE PLANT MIX (CLASS "A")	Cu.m	305.53	4,505.69	23,650.41	7,115.41	35,577.04
203b	ASPHALTIC BASE COURSE PLANT MIX (CLASS "B")	Cu.m	305.53	4,505.69	24,288.28	7,274.88	36,374.38
203c	ASPHALTIC LEVELLING COURSE PLANT MIX (CLASS "A")	Cu.m	305.53	4,504.70	24,025.15	7,208.85	36,044.23
203d	ASPHALTIC LEVELLING COURSE PLANT MIX (CLASS "B")	Cu.m	305.53	4,504.70	24,475.77	7,321.50	36,607.50
204b	CEMENT STABILIZED BASE	Cu.m	149.59	985.48	6,357.26	1,873.08	9,365.41
204c	CEMENT CONTENT	Ton	615.40	-	28,796.46	7,352.97	36,764.83
204d	LIQUID ASPHALT FOR CURING SEAL, TYPE MC-250	Ton	1,266.70	4,288.61	168,801.33	43,589.16	217,945.80
204e	EMULSIFIED ASPHALT FOR CURING SEAL, TYPE SS-1	Ton	1,266.70	4,288.61	164,721.33	42,569.16	212,845.80
205a	GRADED CRUSHED AGGREGATE CRACK-RELIEF LAYER	Cu.m	515.83	256.72	5,143.61	1,479.04	7,395.19
205b	ASPHALTIC OPEN-GRADED PLANT MIX CRACK-RELIEF LAYER	Cu.m	284.91	5,460.96	23,067.99	7,203.46	36,017.31
206b	WATER BOUND MACADAM BASE WITH COARSE AGG: CLASS B	Cu.m	567.40	242.50	4,057.41	1,216.83	6,084.14
207a	DEEP PATCHING (0-15 cm)	Sq.m	8.82	69.48	222.61	75.23	376.14
207b	DEEP PATCHING (15-30 cm)	Sq.m	8.82	69.48	222.61	75.23	376.14
208	REINSTATEMENT OF ROAD SURFACE	Sq.m	9.89	196.15	0.98	51.76	258.78
209a	BREAKING OF EXISTING ROAD PAVEMENT STRUCTURE	Cu.m	23.96	877.41	6.50	226.97	1,134.84
209b	SCARIFICATION OF EXISTING ROAD PAVEMENT	Sq.m	4.79	115.20	0.97	30.24	151.21
215a	PROVIDING AND PLACING GEOTEXTILE 190 GSM, 100% CONTINUOUS POLYPROPYLENE NONWOVEN, ISOTROPIC, THERMALLY & MECHANICALLY BONDED. 100 YEARS LIFE OXIDATION RESISTANCE (IMPORTED)	Sq.m	13.01	3.27	907.15	230.86	1,154.29
302a	CUT-BACK ASPHALT FOR BITUMINOUS PRIME COAT	Sq.m	1.57	2.01	172.85	44.11	220.55
302b	EMULSIFIED ASPHALT FOR BITUMINOUS PRIME COAT	Sq.m	1.51	2.32	166.78	42.66	213.28
303a	CUT-BACK ASPHALT FOR BITUMINOUS TACK COAT	Sq.m	0.63	1.39	69.97	18.00	89.99
303b	EMULSIFIED ASPHALT FOR BITUMINOUS TACK COAT	Sq.m	0.63	1.39	66.70	17.18	85.90
304ai	SINGLE SURFACE TREATMENT	Sq.m	3.27	58.68	325.97	96.98	484.91
304aii	SINGLE SURFACE TREATMENT W/O PRIME COAT	Sq.m	3.27	57.38	215.81	69.11	345.56
304bi	DOUBLE SURFACE TREATMENT	Sq.m	5.36	71.68	679.44	189.12	945.60
304bii	DOUBLE SURFACE TREATMENT W/O PRIME COAT	Sq.m	5.36	70.05	569.27	161.17	805.86
304ci	TRIPLE SURFACE TREATMENT	Sq.m	9.77	79.70	802.92	223.10	1,115.48
304cii	TRIPLE SURFACE TREATMENT W/O PRIME COAT	Sq.m	9.77	77.98	692.53	195.07	975.35

Summary of Rate Analysis

Province: AJ & K
District: POONCH

Item No.	Description	Unit	Manpower	Plant & Equipment	Material	OH-Profit	Rate (Rs)
304d	SEAL COAT	Sq.m	4.05	17.08	94.15	28.82	144.10
305a	ASPHALTIC CONCRETE FOR WEARING COURSE (CLASS "A")	Cu.m	268.31	4,686.41	25,555.96	7,627.67	38,138.35
305b	ASPHALTIC CONCRETE FOR WEARING COURSE (CLASS "B")	Cu.m	268.31	4,686.41	26,006.23	7,740.24	38,701.19
307a	DENSE GRADED HOT BIT-MAC	Cu.m	1,050.80	1,580.89	22,984.50	6,404.05	32,020.24
307b	OPEN GRADED HOT BIT-MAC	Cu.m	1,050.80	1,580.89	22,770.48	6,350.54	31,752.71
308a	RECYCLING OF ASPHALT CONCRETE (0 - 60 mm THICK)	Cu.m	157.36	2,569.33	3,880.05	1,651.69	8,258.43
308b	BITUMEN BINDER GRADE (40 - 50, 60 - 70, 80 - 100)	Ton	410.27	2,399.77	155,529.50	39,584.88	197,924.41
309a	COLD MILLING, 0 - 30 mm	Sq.m	3.21	60.25	57.98	30.36	151.80
309b	COLD MILLING, 0 - 50 mm	Sq.m	6.37	99.52	96.12	50.50	252.51
309c	COLD MILLING, 0 - 70 mm	Sq.m	12.04	137.31	134.13	70.87	354.35
309d	COLD MILLING, 0 - 100 mm	Sq.m	13.89	182.12	192.59	97.15	485.75
309e	COLD MILLING, 0 - 130 mm	Sq.m	18.06	236.76	250.37	126.30	631.48
310a	JOINTED PLAIN CONCRETE PAVEMENT (JPCP) USING MINIMUM 5000 PSI CLASS CONCRETE LAID THROUGH CONCRETE PAVER INCLUDING TRANSVERSE AND LONGITUDINAL JOINTS FORMATION, EXPANSION CAPS AND FILLING WITH SEALANT COMPLETE IN ALL RESPECTS EXCLUDING REINFORCEMENT (DOWEL/TIE BARS)	Cu.m	529.25	9,174.00	25,671.50	8,843.69	44,218.43
401a1i	CONCRETE CLASS "A1" (UNDERGROUND)	Cu.m	1,756.47	5,962.82	14,182.40	5,475.42	27,377.11
401a1ii	CONCRETE CLASS "A1" (ON GROUND)	Cu.m	1,756.47	5,963.64	16,080.88	5,950.25	29,751.24
401a1iii	CONCRETE CLASS "A1" (ELEVATED)	Cu.m	1,756.47	5,962.82	16,782.13	6,125.36	30,626.78
401a2i	CONCRETE CLASS "A2" (UNDERGROUND)	Cu.m	1,756.47	5,963.75	15,381.82	5,775.51	28,877.55
401a2 ii	CONCRETE CLASS "A2" (ON GROUND)	Cu.m	1,756.47	6,160.43	17,280.30	6,299.30	31,496.50
401a2iii	CONCRETE CLASS "A2" (ELEVATED)	Cu.m	1,830.83	5,963.64	17,981.55	6,444.01	32,220.03
401a3i	CONCRETE CLASS "A3" (UNDERGROUND)	Cu.m	1,756.47	5,962.82	16,749.70	6,117.25	30,586.23
401a3ii	CONCRETE CLASS "A3" (ON GROUND)	Cu.m	1,756.47	6,160.43	18,648.18	6,641.27	33,206.34
401a3iii	CONCRETE CLASS "A3" (ELEVATED)	Cu.m	1,830.83	5,963.75	19,349.43	6,786.00	33,930.01
401b	CONCRETE CLASS "B"	Cu.m	2,247.94	2,298.40	12,072.99	4,154.83	20,774.17
401ci	CONCRETE CLASS "C" (UNDERGROUND)	Cu.m	1,688.94	5,111.36	13,323.24	5,030.89	25,154.43
401cii	CONCRETE CLASS "C" (ON GROUND)	Cu.m	1,738.52	5,081.59	15,234.21	5,513.58	27,567.89
401ciii	CONCRETE CLASS "C" (ELEVATED)	Cu.m	1,738.52	5,109.50	15,922.97	5,692.75	28,463.74
401di	CONCRETE CLASS "D1"	Cu.m	2,738.56	5,962.82	21,042.85	7,436.06	37,180.30
401dii	CONCRETE CLASS "D2"	Cu.m	2,738.56	5,963.75	22,593.83	7,824.04	39,120.18
401diii	CONCRETE CLASS "D3"	Cu.m	2,738.56	5,963.75	23,965.09	8,166.85	40,834.25
401e	CONCRETE CLASS "Y"	Cu.m	1,756.47	4,036.74	19,259.96	6,263.29	31,316.46
401f	LEAN CONCRETE	Cu.m	1,470.81	1,861.89	9,588.82	3,230.38	16,151.91

Summary of Rate Analysis

Province: AJ & K
District: POONCH

Item No.	Description	Unit	Manpower	Plant & Equipment	Material	OH-Profit	Rate (Rs)
401gi	PRECAST CONCRETE CLASS "A1"	Cu.m	4,169.37	2,650.45	16,701.63	5,880.36	29,401.81
401gii	PRECAST CONCRETE CLASS "A3"	Cu.m	4,169.37	2,650.45	19,448.64	6,567.12	32,835.58
401giii	PRECAST CONCRETE CLASS "B"	Cu.m	4,169.37	3,278.59	13,933.90	5,345.47	26,727.33
401giv	PRECAST CONCRETE CLASS "D1"	Cu.m	2,971.47	5,963.75	21,117.81	7,513.26	37,566.29
401gv	PRECAST CONCRETE CLASS "D2"	Cu.m	2,971.47	5,963.75	22,668.78	7,901.00	39,505.01
401gvi	PRECAST CONCRETE CLASS "D3"	Cu.m	2,971.47	5,963.75	24,040.04	8,243.82	41,219.09
401h	PLUM (CYCLOPEAN / RUBBLE) CONCRETE (2:1 CONCRETE, STONE RATIO)	Cu.m	1,984.68	2,244.62	9,286.07	3,378.84	16,894.21
404a	REINFORCEMENT AS PER AASHTO M-31 GRADE 40	Ton	8,049.48	1,389.86	273,596.47	70,758.95	353,794.75
404 b	REINFORCEMENT AS PER AASHTO M-31 GRADE 60	Ton	8,049.48	1,389.86	275,696.47	71,283.95	356,419.75
404h	REINFORCEMENT (STRUCTURAL SHAPES) AS PER ASTM-A-36	Ton	4,450.60	3,105.86	319,406.87	81,740.83	408,704.15
405a	PRE-STRESSING WIRE STRAND 3/8" - 1/2" DIA COMPLETE IN ALL RESPECT	Ton	9,969.48	13,183.38	721,597.74	186,187.65	930,938.24
405b	LAUNCHING OF GIRDER	Ton	307.70	1,867.10	-	543.70	2,718.50
406a	PREMOULDED JOINT FILLER 12 mm THICK WITH BITUMASTIC JOINT SEAL	Sq.m	567.54	-	3,807.22	1,093.69	5,468.46
406b	NEOPRENE RUBBER JOINT FILLER 6 mm THICK WITH BITUMASTIC JOINT SEAL	Sq.m	382.92	-	9,872.77	2,563.92	12,819.61
406ci	STEEL EXPANSION JOINTS AS PER DESIGN LOCAL (PAKISTAN MAKE),PSQCA CERTIFIED	Kg	39.95	6.18	692.26	184.60	923.00
406cii	50 mm EXPANSION JOINT-NOSING TYPE WITH TWO ALUMINUM ALLOY SECTIONS AND ELASTOMERIC PROFILE IMPORTED (EUROPEAN/AMERICAN MAKE)	M	1,384.65	-	107,116.32	27,125.24	135,626.21
406ciii	50 mm EXPANSION JOINT-NOSING TYPE WITH TWO ALUMINUM ALLOY SECTIONS AND ELASTOMERIC PROFILE IMPORTED (WEST ASIAN MAKE)	M	1,384.65	-	94,707.23	24,022.97	120,114.85
406civ	110 mm EXPANSION JOINT-CANTILEVER SAW TEETH WITH TWO ALUMINUM ALLOY SECTIONS IMPORTED (EUROPEAN/AMERICAN MAKE)	M	1,384.65	-	398,895.80	100,070.11	500,350.56
406cv	110 mm EXPANSION JOINT-CANTILEVER SAW TEETH WITH TWO ALUMINUM ALLOY SECTIONS IMPORTED (WEST ASIAN MAKE)	M	1,384.65	-	338,913.98	85,074.66	425,373.29
406cvi	65 mm EXPANSION JOINT-NOSING-MOLDED VULCANIZED ELASTOMER SINGLE SECTION (ONE PIECE, MONOBLOCK) IMPORTED (EUROPEAN/AMERICAN MAKE)	M	1,384.65	-	81,017.03	20,600.42	103,002.10
406cvii	65 mm EXPANSION JOINT-NOSING-MOLDED VULCANIZED ELASTOMER SINGLE SECTION (ONE PIECE, MONOBLOCK) IMPORTED (WEST ASIAN MAKE)	M	1,384.65	-	71,381.57	18,191.56	90,957.78
406cviii	50 mm EXPANSION JOINT- TWO PROFILE ALLOY ALUMINUM 6063 T 6 CONTINUOUS CR PROFILE, SOCKETS STUDS LOCAL (PAKISTAN MAKE),PSQCA CERTIFIED	M	1,384.65	-	64,081.77	16,366.61	81,833.03
406cix	65 mm EXPANSION JOINT-W SECTION CR VULCANIZED MOLDED NOSING LOCAL (PAKISTAN MAKE),PSQCA CERTIFIED	M	1,384.65	-	61,632.48	15,754.28	78,771.41

Summary of Rate Analysis

Province: AJ & K
District: POONCH

Item No.	Description	Unit	Manpower	Plant & Equipment	Material	OH-Profit	Rate (Rs)
406cx	50 mm EXPANSION JOINT- INDIGENOUS TYPE 15MM THICK TWO VERTICAL STEEL PLATES WELDED 10MM THICK ROUND STEEL BARS LOCAL (PAKISTAN MAKE),PSQCA CERTIFIED	M	1,384.65	-	71,521.78	18,226.61	91,133.04
406cxi	110 mm EXPANSION JOINT SAW TEETH FOUR PROFILE ALUMINUM ALLOY 6063-T6 CONTINOUS CR PROFILE NOISE FREE LOCAL (PAKISTAN MAKE),PSQCA CERTIFIED	M	1,384.65	-	160,729.44	40,528.52	202,642.61
406cxii	80 mm EXPANSION JOINT STEEL GRADE EN10025 SOUND ISOLATED SILENT TYPE WITH SINUS PLATES IMPORTED (WEST ASIAN MAKE)	M	1,292.34	-	152,865.34	38,539.42	192,697.10
406cxiii	50 mm EXPANSION JOINT-NOSING TYPE WITH TWO ALUMINUM ALLOY SECTIONS AND ELASTOMERIC PROFILE IMPORTED (EAST ASIAN MAKE)	M	1,384.65	-	99,479.95	25,216.15	126,080.75
406cxiv	65 mm EXPANSION JOINT-NOSING-MOLDED VULCANIZED ELASTOMER SINGLE SECTION (ONE PIECE, MONOBLOCK) IMPORTED (EAST ASIAN MAKE)	M	1,384.65	-	79,495.21	20,219.97	101,099.83
406cxv	110 mm EXPANSION JOINT-CANTILEVER SAW TEETH WITH TWO ALUMINUM ALLOY SECTIONS IMPORTED (EAST ASIAN MAKE)	M	1,384.65	-	369,732.16	92,779.20	463,896.01
406cxvi	100 MM ELASTOMERIC MONOBLOCK EXPANSION JOINT MIDDLE TOP SURFACE VULCANIZED ALUMINUM WITH RUBBER IMPORTED (WEST ASIAN MAKE)	M	1,384.65	-	121,264.09	30,662.19	153,310.93
406cxvii	80 mm EXPANSION JOINT ZIGZAG FINGER DUAL STRUCTURE ALUMINUM LESS NOISE LOCAL (PAKISTAN MAKE),PSQCA CERTIFIED	M	1,384.65	-	118,664.77	30,012.36	150,061.78
406di	PVC WATER STOPS 6" SIZE (12 mm THICK)	M	338.48	-	1,655.33	498.45	2,492.25
406dii	PVC WATER STOPS 8" SIZE (12 mm THICK)	M	338.48	-	2,542.37	720.21	3,601.05
406e	ELASTOMERIC BEARING PADS (ACCORDING TO SIZE AND THICKNESS) LOCAL (PAKISTAN MAKE),PSQCA CERTIFIED	Cu.cm	0.08	-	7.52	1.90	9.50
406ei	ELASTOMERIC BEARING PADS (ACCORDING TO SIZE AND THICKNESS) IMPORTED (WEST ASIAN MAKE)	Cu.cm	0.10	-	8.44	2.14	10.68
406eii	ELASTOMERIC BEARING PADS (ACCORDING TO SIZE AND THICKNESS) IMPORTED (EUROPEAN/AMERICAN MAKE)	Cu.cm	0.10	-	12.54	3.16	15.80
406eiii	ELASTOMERIC BEARING PADS (ACCORDING TO SIZE AND THICKNESS) IMPORTED (EAST ASIAN MAKE)	Cu.cm	0.10	-	10.24	2.59	12.93
406f	ASPHALT FELT (3 PLY)	Sq.m	133.85	-	757.09	222.74	1,113.68
407di	CAST IN PLACE PILES UP TO 0.8 m DIA IN NORMAL SOIL (BORING ONLY)	M	718.42	7,432.07	628.58	2,194.77	10,973.84
407dii	CAST IN PLACE PILES UP TO 0.8 m DIA IN GRAVEL STRATA (BORING ONLY)	M	1,709.25	9,367.47	781.72	2,964.61	14,823.05
407diii	CAST IN PLACE PILES > 0.8 m UPTO 1 m DIA IN NORMAL SOIL (BORING ONLY)	M	786.69	8,560.77	686.00	2,508.36	12,541.81
407div	CAST IN PLACE PILES > 0.8 m UPTO 1 m DIA IN GRAVEL STRATA (BORING ONLY)	M	1,973.05	11,032.80	925.26	3,482.78	17,413.89
407dv	CAST IN PLACE PILES > 1 m UPTO 1.5 m DIA IN NORMAL SOIL (BORING ONLY)	M	1,005.35	16,485.36	1,516.48	4,751.80	23,758.98

Summary of Rate Analysis

Province: AJ & K
District: POONCH

Item No.	Description	Unit	Manpower	Plant & Equipment	Material	OH-Profit	Rate (Rs)
407dvi	CAST IN PLACE PILES > 1 m UPTO 1.5 m DIA IN GRAVEL STRATA (BORING ONLY)	M	4,295.36	24,335.77	1,516.50	7,536.91	37,684.54
407dvii	CAST IN PLACE PILES > 1.5 m UPTO 2 m DIA IN NORMAL SOIL (BORING ONLY)	M	1,488.99	23,658.32	2,234.50	6,845.45	34,227.26
407dviii	CAST IN PLACE PILES > 1.5 m UPTO 2 m DIA IN GRAVEL STRATA (BORING ONLY)	M	6,156.96	35,421.09	2,234.50	10,953.14	54,765.70
407ki	CONFIRMATORY BORING IN SOIL STRATA (NX SIZE) INCLUDING TESTING AND REPORTING	M	701.56	2,947.32	4,210.36	1,964.81	9,824.05
407kii	CONFIRMATORY BORING IN GRAVEL STRATA (NX SIZE) INCLUDING TESTING AND REPORTING	M	1,403.11	5,826.74	3,028.35	2,564.55	12,822.75
407kiii	CONFIRMATORY BORING IN ROCK STRATA (NX SIZE) INCLUDING TESTING AND REPORTING	M	2,806.22	11,534.38	935.85	3,819.11	19,095.56
407s	PILE LOAD TEST UPTO 550 TON	Each	33,231.60	194,225.20	1,557,282.00	446,184.70	2,230,923.50
407t	PILE LOAD TEST UPTO 800 TON	Each	40,616.40	212,961.76	2,272,888.00	631,616.54	3,158,082.70
407u	PILE LOAD TEST UPTO 1000 TON	Each	40,616.40	212,961.76	2,841,110.00	773,672.04	3,868,360.20
407v	PILE LOAD TEST UPTO 1200 TON	Each	40,616.40	212,961.76	3,346,932.00	900,127.54	4,500,637.70
407w	PILE LOAD TEST UPTO 1500 TON	Each	40,616.40	212,961.76	4,054,665.00	1,077,060.79	5,385,303.95
407x	PILE LOAD TEST UPTO 2000 TON	Each	40,616.40	212,961.76	4,540,665.00	1,198,560.79	5,992,803.95
407y	PILE LOAD TEST UPTO 2500 TON	Each	40,616.40	256,218.64	5,026,665.00	1,330,875.01	6,654,375.05
407l	PERMANENT PILE CASING FOR PILES	Ton	2,530.83	16,751.25	371,969.47	97,812.89	489,064.44
410	BRICK WORK	Cu.m	1,506.49	856.22	13,186.99	3,887.43	19,437.13
411a	STONE MASONRY RANDOM DRY	Cu.m	1,203.11	497.62	4,459.45	1,540.05	7,700.23
411b	STONE MASONRY RANDOM WITH MORTAR	Cu.m	1,280.03	690.20	9,196.64	2,791.72	13,958.59
411c	STONE MASONRY DRESSED UNCOURSED DRY	Cu.m	1,895.43	497.62	5,126.31	1,879.84	9,399.20
411d	STONE MASONRY DRESSED UNCOURSED WITH MORTAR	Cu.m	2,233.90	690.20	9,548.20	3,118.08	15,590.38
411g	ROLL POINTING	Sq.m	252.93	44.53	308.05	151.38	756.88
412a	STONE MASONRY DRESSED COURSED WITH MORTAR	Cu.m	2,895.45	1,045.65	9,548.20	3,372.33	16,861.63
501a	R . C . C. PIPE CULVERT AASHTO-M 170 CLASS II DIA 310 mm	M	496.94	2,252.23	2,357.88	1,276.76	6,383.80
501b	R . C . C. PIPE CULVERT AASHTO-M 170 CLASS II DIA 380 mm	M	513.86	2,278.07	2,981.70	1,443.41	7,217.04
501c	R . C . C. PIPE CULVERT AASHTO-M 170 CLASS II DIA 460 mm	M	833.87	2,309.08	3,507.25	1,662.55	8,312.75
501d	R . C . C. PIPE CULVERT AASHTO-M 170 CLASS II DIA 610 mm	M	931.49	2,333.72	5,229.05	2,123.57	10,617.84
501e	R . C . C. PIPE CULVERT AASHTO-M 170 CLASS II DIA 760 mm	M	1,034.99	2,284.46	10,651.10	3,492.64	17,463.19
501f	R . C . C. PIPE CULVERT AASHTO-M 170 CLASS II DIA 910 mm	M	1,195.84	2,399.67	15,227.20	4,705.68	23,528.39
501g	R . C . C. PIPE CULVERT AASHTO-M 170 CLASS II DIA 1070 mm	M	1,386.46	2,713.08	20,719.07	6,204.65	31,023.26

Summary of Rate Analysis

Province: AJ & K
District: POONCH

Item No.	Description	Unit	Manpower	Plant & Equipment	Material	OH-Profit	Rate (Rs)
501h	R . C . C. PIPE CULVERT AASHTO-M 170 CLASS II DIA 1220 mm	M	1,683.56	3,074.54	25,728.86	7,621.74	38,108.70
501i	R . C . C. PIPE CULVERT AASHTO-M 170 CLASS II DIA 1520 mm	M	2,169.29	3,608.96	43,729.26	12,376.88	61,884.39
501j	R . C . C. PIPE CULVERT AASHTO-M 170 CLASS IV DIA 310 mm	M	496.94	2,252.23	2,974.52	1,430.92	7,154.60
501k	R . C . C. PIPE CULVERT AASHTO-M 170 CLASS IV DIA 380 mm	M	513.86	2,278.07	3,593.42	1,596.34	7,981.69
501l	R . C . C. PIPE CULVERT AASHTO-M 170 CLASS IV DIA 460 mm	M	833.87	2,309.08	4,328.89	1,867.96	9,339.80
501m	R . C . C. PIPE CULVERT AASHTO-M 170 CLASS IV DIA 610 mm	M	931.49	2,333.72	8,156.45	2,855.42	14,277.09
501n	R . C . C. PIPE CULVERT AASHTO-M 170 CLASS IV DIA 760 mm	M	1,034.99	2,284.46	12,873.30	4,048.19	20,240.94
501o	R . C . C. PIPE CULVERT AASHTO-M 170 CLASS IV DIA 910 mm	M	1,195.84	2,399.67	19,095.96	5,672.87	28,364.34
501p	R . C . C. PIPE CULVERT AASHTO-M 170 CLASS IV DIA 1070 mm	M	1,386.46	2,713.08	24,882.21	7,245.44	36,227.19
501q	R . C . C. PIPE CULVERT AASHTO-M 170 CLASS IV DIA 1220 mm	M	1,683.56	3,074.54	34,091.63	9,712.43	48,562.16
501r	R . C . C. PIPE CULVERT AASHTO-M 170 CLASS IV DIA 1520 mm	M	2,169.29	3,608.96	70,364.47	19,035.68	95,178.40
502a	GRANULAR MATERIAL IN BED TO CONCRETE PIPE CULVERT	Cu.m	500.53	374.09	4,378.84	1,313.36	6,566.81
502b	CONCRETE CLASS "B" IN BEDDING AND ENCASEMENT CONCRETE PIPE CULVERT	Cu.m	2,535.13	1,813.16	13,444.25	4,448.14	22,240.68
507a	STEEL WIRE MESH (9 SWG) FOR GABIONS	Kg	25.90	-	410.17	109.02	545.09
507b	ROCK FILL IN GABIONS	Cu.m	492.32	-	3,272.14	941.12	4,705.58
508a	BRICK PAVING (SINGLE COURSE)	Sq.m	523.70	22.82	867.12	353.41	1,767.05
508b	BRICK PAVING (DOUBLE COURSE)	Sq.m	923.71	42.66	1,733.82	675.05	3,375.24
509a	RIP RAP CLASS "A"	Cu.m	1,529.88	204.38	3,560.85	1,323.78	6,618.88
509b	RIP RAP CLASS "B"	Cu.m	1,628.21	121.61	3,643.60	1,348.36	6,741.78
509c	RIP RAP CLASS "C"	Cu.m	1,707.73	95.08	3,756.98	1,389.95	6,949.74
509ci	RIP RAP CLASS "D" (101 kg TO 150 kg)	Cu.m	1,051.30	898.06	3,976.71	1,481.52	7,407.60
509d	GROUTED RIP RAP CLASS "A"	Cu.m	1,849.89	335.29	8,492.97	2,669.54	13,347.68
509e	GROUTED RIP RAP CLASS "B"	Cu.m	2,305.09	252.51	8,211.55	2,692.29	13,461.45
509f	GROUTED RIP RAP CLASS "C"	Cu.m	2,648.26	204.17	8,000.90	2,713.33	13,566.66
509fi	GROUTED RIP RAP CLASS "D" (101 kg TO 150 kg)	Cu.m	2,648.26	1,226.89	8,095.09	2,992.56	14,962.80
509g	REINFORCED CONCRETE SLOPE PROTECTION 20 cm THICK EXCLUDING REINFORCEMENT	Cu.m	2,449.65	1,411.17	16,504.94	5,091.44	25,457.20
509h	FILTER LAYER OF GRANULAR MATERIAL	Cu.m	260.15	466.81	4,351.83	1,269.70	6,348.48
510	DISMANTLING OF STRUCTURE AND OBSTRUCTIONS	Cu.m	883.10	1,551.35	-	608.61	3,043.06

Summary of Rate Analysis

Province: AJ & K
District: POONCH

Item No.	Description	Unit	Manpower	Plant & Equipment	Material	OH-Profit	Rate (Rs)
511a1	DRY STONE PITCHING (15-20 cm THICK)	Sq.m	412.32	142.18	628.17	295.67	1,478.34
511a2	DRY STONE PITCHING (20-25 cm THICK)	Sq.m	471.22	162.49	807.75	360.37	1,801.83
511b1	GROUTED STONE PITCHING (15-20 cm THICK) WITH BITUMEN JOINTS	Sq.m	393.86	95.30	2,365.77	713.73	3,568.65
511b2	GROUTED STONE PITCHING (20-25 cm THICK) WITH BITUMEN JOINTS	Sq.m	450.12	108.92	2,956.01	878.76	4,393.81
511b3	GROUTED STONE PITCHING (15-20 cm THICK) WITH PCC BANDS (PAID SEPERATLY)	Sq.m	361.55	95.30	1,650.64	526.87	2,634.35
511b4	GROUTED STONE PITCHING (20-25 cm THICK) WITHIN P.C.C. BANDS (PAID SEPERATELY)	Sq.m	413.20	108.92	2,056.57	644.67	3,223.35
513a	FIBER GLASS REINFORCED POLYESTER GRATING SIZE (600 mm X 600 mm) CLASS D 400 WITH FRAME (IMPORTED)	Each	627.71	1,310.18	83,375.57	21,328.37	106,641.84
513b	FIBER GLASS REINFORCED POLYESTER GRATING SIZE (876 mm X 603 mm) CLASS C 250 WITH FRAME (IMPORTED)	Each	627.71	1,310.18	101,890.46	25,957.09	129,785.44
601aii	R.C.C. NEW JERSEY BARRIER (IN-SITU) FOR MEDIAN DOUBLE FACE 810 mm ABOVE GROUND (INCL. REINFORCEMENT) - AS PER AMENDED DRAWING CSR-2022	M	784.48	1,604.59	10,317.40	3,176.62	15,883.09
601aiii	R.C.C. NEW JERSEY BARRIER (IN-SITU) FOR MEDIAN DOUBLE FACE 1010 mm ABOVE GROUND (INCL. REINFORCEMENT) - AS PER AMENDED DRAWING CSR-2022	M	784.48	1,639.24	11,385.67	3,452.35	17,261.74
601aiv	R.C.C. NEW JERSEY BARRIER (IN-SITU SLIP FORMED) FOR MEDIAN DOUBLE FACE 810 mm ABOVE GROUND (INCL. REINFORCEMENT)-AS PER AMENDED DRAWING CSR-2022	M	203.18	2,375.55	9,294.90	2,968.41	14,842.03
601av	R.C.C. NEW JERSEY BARRIER (IN-SITU SLIP FORMED) FOR MEDIAN DOUBLE FACE 1010 mm ABOVE GROUND (INCL. REINFORCEMENT)-AS PER AMENDED DRAWING CSR-2022	M	203.18	2,414.43	9,676.04	3,073.41	15,367.06
601di	PRECAST CURB IN CONCRETE CLASS A-1 OF SIZE 450 x 150 mm INCL. BEDDING & HAUNCHING	M	131.70	227.48	1,838.77	549.49	2,747.44
601dii	R.C.C. NEW JERSEY BARRIER (PRE-CAST) FOR MEDIAN DOUBLE FACE 810 mm ABOVE GROUND (INCL. REINFORCEMENT)-AS PER AMENDED DRAWING CSR 2022	M	340.94	993.06	14,377.14	3,927.78	19,638.91
601diii	R.C.C. NEW JERSEY BARRIER (PRE-CAST) FOR MEDIAN DOUBLE FACE 1010 mm ABOVE GROUND (INCL. REINFORCEMENT)-AS PER AMENDED DRAWING CSR 2022	M	340.94	962.08	15,745.70	4,262.18	21,310.89
603	BRICK EDGING	M	44.62	-	151.10	48.93	244.65
604a	METAL GUARD RAIL	M	139.27	74.83	7,755.82	1,992.48	9,962.41
604b	METAL GUARD RAIL END PIECES	Each	461.55	284.36	7,233.61	1,994.88	9,974.40
604d	STEEL POST FOR METAL GUARD RAIL	Each	264.62	258.96	8,870.44	2,348.51	11,742.53
605a	CONCRETE BEAM GUARDRAIL (INCL. REINFORCEMENT)	Cu.m	6,234.02	907.29	47,215.17	13,589.12	67,945.59
605c	CONCRETE POST FOR GUARDRAIL (INCL REINFORCEMENT)	Cu.m	6,234.02	907.29	47,094.90	13,559.05	67,795.25

Summary of Rate Analysis

Province: AJ & K
District: POONCH

Item No.	Description	Unit	Manpower	Plant & Equipment	Material	OH-Profit	Rate (Rs)
607ai	TRAFFIC SIGN CAT 1i - 90 cm SIGN BOARD IN HIGH INTENSITY REFLECTIVE SHEET LAMINATED ON 1.8 mm THICK G.I SHEET WITH G.I PIPE DIA 3" AND THICKNESS 8 GUAGE	Each	1,374.39	713.39	24,776.74	6,716.13	33,580.66
607aai	TRAFFIC SIGN CAT 1ii - 105 cm SIGN BOARD IN HIGH INTENSITY REFLECTIVE SHEET LAMINATED ON 1.8 mm THICK G.I SHEET WITH G.I PIPE DIA 3" AND THICKNESS 8 GUAGE	Each	1,224.94	663.38	26,691.76	7,145.02	35,725.10
607aiii	TRAFFIC SIGN CAT 1iii - 120 cm SIGN BOARD IN HIGH INTENSITY REFLECTIVE SHEET LAMINATED ON 1.8 mm THICK G.I SHEET WITH G.I PIPE DIA 3" AND THICKNESS 8 GUAGE	Each	1,374.39	713.39	32,340.49	8,607.07	43,035.35
607aiv	TRAFFIC SIGN CAT 1i - 90 cm DIGITAL PRINTING SIGN BOARD IN HIGH INTENSITY REFLECTIVE SHEET LAMINATED ON 1.8 mm THICK G.I SHEET WITH G.I PIPE DIA 3" AND THICKNESS 8 GUAGE	Each	1,374.39	713.39	25,866.19	6,988.50	34,942.48
607av	TRAFFIC SIGN CAT 1ii - 105 CM DIGITAL PRINTING SIGN BOARD IN HIGH INTENSITY REFLECTIVE SHEET LAMINATED ON 1.8 mm THICK G.I SHEET WITH G.I PIPE DIA 3" AND THICKNESS 8 GUAGE	Each	1,374.39	713.39	29,808.84	7,974.16	39,870.79
607avi	TRAFFIC SIGN CAT 1iii - 120 cm DIGITAL PRINTING SIGN BOARD IN HIGH INTENSITY REFLECTIVE SHEET LAMINATED ON 1.8 mm THICK G.I SHEET WITH G.I PIPE DIA 3" AND THICKNESS 8 GUAGE	Each	1,374.39	713.39	34,277.29	9,091.27	45,456.35
607bi	TRAFFIC SIGN CAT 2i - 90 cm SIGN BOARD IN HIGH INTENSITY REFLECTIVE SHEET LAMINATED ON 1.8 mm THICK G.I SHEET WITH G.I PIPE DIA 3" AND THICKNESS 8 GUAGE	Each	1,517.99	512.67	30,344.07	8,093.68	40,468.41
607bii	TRAFFIC SIGN CAT 2ii - 105 cm SIGN BOARD IN HIGH INTENSITY REFLECTIVE SHEET LAMINATED ON 1.8 mm THICK G.I SHEET WITH G.I PIPE DIA 3" AND THICKNESS 8 GUAGE	Each	1,517.99	512.67	35,806.48	9,459.29	47,296.43
607biii	TRAFFIC SIGN CAT 2iii - 120 cm SIGN BOARD IN HIGH INTENSITY REFLECTIVE SHEET LAMINATED ON 1.8 mm THICK G.I SHEET WITH G.I PIPE DIA 3" AND THICKNESS 8 GUAGE	Each	1,517.99	512.67	42,109.26	11,034.98	55,174.90
607biv	TRAFFIC SIGN CAT 2i - 90 cm DIGITAL PRINTING SIGN BOARD IN HIGH INTENSITY REFLECTIVE SHEET LAMINATED ON 1.8 mm THICK G.I SHEET WITH G.I PIPE DIA 3" AND THICKNESS 8 GUAGE	Each	1,517.99	512.67	32,391.25	8,605.48	43,027.39
607bv	TRAFFIC SIGN CAT 2ii - 105 cm DIGITAL PRINTING SIGN BOARD IN HIGH INTENSITY REFLECTIVE SHEET LAMINATED ON 1.8 mm THICK G.I SHEET WITH G.I PIPE DIA 3" AND THICKNESS 8 GUAGE	Each	1,517.99	512.67	38,134.57	10,041.31	50,206.54
607bvi	TRAFFIC SIGN CAT 2iii - 120 cm DIGITAL PRINTING SIGN BOARD IN HIGH INTENSITY REFLECTIVE SHEET LAMINATED ON 1.8 mm THICK G.I SHEET WITH G.I PIPE DIA 3" AND THICKNESS 8 GUAGE	Each	1,517.99	512.67	45,150.03	11,795.17	58,975.86
607ci	TRAFFIC SIGN CAT 3A SIGN BOARD IN HIGH INTENSITY REFLECTIVE SHEET LAMINATED ON 1.8 mm THICK G.I SHEET WITH G.I PIPE DIA 3" AND THICKNESS 8 GUAGE	Each	1,517.99	925.54	40,671.73	10,778.82	53,894.08

Summary of Rate Analysis

Province: AJ & K
District: POONCH

Item No.	Description	Unit	Manpower	Plant & Equipment	Material	OH-Profit	Rate (Rs)
607cii	TRAFFIC SIGN CAT 3A DIGITAL PRINTING SIGN BOARD IN HIGH INTENSITY REFLECTIVE SHEET LAMINATED ON 1.8 mm THICK G.I SHEET WITH G.I PIPE DIA 3" AND THICKNESS 8 GUAGE	Each	1,517.99	925.54	43,361.73	11,451.32	57,256.58
607di	TRAFFIC SIGN CAT 3B SIGN BOARD IN HIGH INTENSITY REFLECTIVE SHEET LAMINATED ON 1.8 mm THICK G.I SHEET WITH G.I PIPE DIA 4" AND THICKNESS 8 GUAGE	Each	1,517.99	925.54	70,408.92	18,213.11	91,065.56
607dii	TRAFFIC SIGN CAT 3B DIGITAL PRINTING SIGN BOARD IN HIGH INTENSITY REFLECTIVE SHEET LAMINATED ON 1.8 mm THICK G.I SHEET WITH G.I PIPE DIA 4" AND THICKNESS 8 GUAGE	Each	1,517.99	925.54	75,788.92	19,558.11	97,790.56
607ei	TRAFFIC ROAD SIGN CATEGORY 3C (UP TO 3 Sq.m) - SIGN BOARD IN HIGH INTENSITY REFLECTIVE SHEET LAMINATED ON 1.8 mm THICK G.I SHEET WITH G.I PIPE DIA 4" AND THICKNESS 8 GUAGE	Sq.m	534.55	553.38	46,221.78	11,827.43	59,137.14
607eii	TRAFFIC ROAD SIGN CATEGORY 3C (UP TO 5 Sq.m)-SIGN BOARD IN HIGH INTENSITY REFLECTIVE SHEET LAMINATED ON 1.8 mm THICK G.I SHEET WITH G.I PIPE DIA 4" AND THICKNESS 8 GUAGE	Sq.m	653.56	300.54	39,865.28	10,204.85	51,024.23
607eiii	TRAFFIC ROAD SIGN CATEGORY 3C (UP TO 10 Sq.m)-SIGN BOARD IN HIGH INTENSITY REFLECTIVE SHEET LAMINATED ON 1.8 mm THICK G.I SHEET WITH G.I PIPE DIA 6" THICKNESS AS PER SCHEDULE 40	Sq.m	756.95	308.41	37,687.55	9,688.23	48,441.14
607eiv	TRAFFIC ROAD SIGN CATEGORY 3C (UP TO 15 Sq.m)-SIGN BOARD IN HIGH INTENSITY REFLECTIVE SHEET LAMINATED ON 1.8 mm THICK G.I SHEET WITH G.I PIPE DIA 8" THICKNESS AS PER SCHEDULE 40	Sq.m	841.05	316.55	38,864.46	10,005.52	50,027.58
607ev	TRAFFIC ROAD SIGN CATEGORY 3C (UP TO 3 sq.m) - DIGITAL PRINTING SIGN BOARD IN HIGH INTENSITY REFLECTIVE SHEET LAMINATED ON 1.8 mm THICK G.I SHEET WITH G.I PIPE DIA 4" AND THICKNESS 8 GUAGE	Sq.m	534.55	553.38	48,911.78	12,499.93	62,499.64
607evi	TRAFFIC ROAD SIGN CATEGORY 3C (UP TO 5 Sq.m)-DIGITAL PRINTING SIGN BOARD IN HIGH INTENSITY REFLECTIVE SHEET LAMINATED ON 1.8 mm THICK G.I SHEET WITH G.I PIPE DIA 4" AND THICKNESS 8 GUAGE	Sq.m	653.56	300.54	42,555.28	10,877.35	54,386.73
607evii	TRAFFIC ROAD SIGN CATEGORY 3C (UP TO 10 Sq.m)-DIGITAL PRINTING SIGN BOARD IN HIGH INTENSITY REFLECTIVE SHEET LAMINATED ON 1.8 mm THICK G.I SHEET WITH G.I PIPE DIA 6" THICKNESS AS PER SCHEDULE 40	Sq.m	756.95	308.41	40,377.55	10,360.73	51,803.64
607eviii	TRAFFIC ROAD SIGN CATEGORY 3C (UP TO 15 Sq.m)-DIGITAL PRINTING SIGN BOARD IN HIGH INTENSITY REFLECTIVE SHEET LAMINATED ON 1.8 mm THICK G.I SHEET WITH G.I PIPE DIA 8" THICKNESS AS PER SCHEDULE 40	Sq.m	841.05	316.55	41,554.46	10,678.02	53,390.08
607fi	ADDITIONAL PANEL SIZE 60 cm X 30 cm SIGN BOARD IN HIGH INTENSITY REFLECTIVE SHEET LAMINATED ON 1.8 mm THICK G.I SHEET	Each	695.40	-	4,282.14	1,244.39	6,221.93
607fii	ADDITIONAL PANEL SIZE 60 cm X 30 cm DIGITAL PRINTING SIGN BOARD IN HIGH INTENSITY REFLECTIVE SHEET LAMINATED ON 1.8 mm THICK G.I SHEET	Each	695.40	-	4,766.34	1,365.44	6,827.18

Summary of Rate Analysis

Province: AJ & K
District: POONCH

Item No.	Description	Unit	Manpower	Plant & Equipment	Material	OH-Profit	Rate (Rs)
607gi	ADDITIONAL PANEL SIZE 90 cm X 30 cm SIGN BOARD IN HIGH INTENSITY REFLECTIVE SHEET LAMINATED ON 1.8 mm THICK G.I SHEET	Each	695.40	-	6,423.22	1,779.66	8,898.28
607gii	ADDITIONAL PANEL SIZE 90 cm X 30 cm DIGITAL PRINTING SIGN BOARD IN HIGH INTENSITY REFLECTIVE SHEET LAMINATED ON 1.8 mm THICK G.I SHEET	Each	695.40	-	7,149.52	1,961.23	9,806.15
607i	PROVIDING AND FIXING ANTIGLARE SHIELD (200 mm x 800 mm) MADE UP OF POLY-PROPYLENE COPOLYMER MATERIAL GREEN COLOR UV PROTECTED INCLUDING INSTALLATION WITH ANCHOR BOLTS FIXED WITH EPOXY	Each	26.05	26.58	933.90	246.64	1,233.18
608b1	PAVEMENT MARKING IN NON-REFLECTIVE CR PAINT FOR LINES OF 15 cm WIDTH	M	5.91	6.22	55.65	16.95	84.73
608b2	PAVEMENT MARKING IN NON-REFLECTIVE TP PAINT FOR LINES OF 15 cm WIDTH	M	5.91	8.70	94.00	27.15	135.76
608c1	PAVEMENT MARKING IN NON-REFLECTIVE CR PAINT FOR LINES OF 20 cm WIDTH	M	5.91	6.22	66.78	19.73	98.64
608c2	PAVEMENT MARKING IN NON-REFLECTIVE TP PAINT FOR LINES OF 20 cm WIDTH	M	5.91	7.60	115.31	32.20	161.01
608d1	PAVEMENT MARKING IN NON-REFLECTIVE CR PAINT FOR 4 m ARROWS	Each	224.01	280.79	409.14	228.48	1,142.41
608d2	PAVEMENT MARKING IN NON-REFLECTIVE TP PAINT FOR 4 m ARROWS	Each	373.35	633.35	690.90	424.40	2,122.00
608h1	PAVEMENT MARKING IN REFLECTIVE CR PAINT FOR LINES OF 15 cm WIDTH	M	7.38	7.02	60.25	18.66	93.31
608h2	PAVEMENT MARKING IN REFLECTIVE TP PAINT FOR LINES OF 15 cm WIDTH	M	7.38	9.50	136.76	38.41	192.05
608i1	PAVEMENT MARKING IN REFLECTIVE CR PAINT FOR LINES OF 20 cm WIDTH	M	7.38	7.02	72.30	21.68	108.38
608i2	PAVEMENT MARKING IN REFLECTIVE TP PAINT FOR LINES OF 20 cm WIDTH	M	7.38	9.50	167.65	46.13	230.66
608j1	PAVEMENT MARKING IN REFLECTIVE CR PAINT FOR 4 m ARROWS	Each	224.01	280.79	506.10	252.72	1,263.61
608j2	PAVEMENT MARKING IN REFLECTIVE TP PAINT FOR 4 m ARROWS	Each	373.35	541.67	956.68	467.92	2,339.61
608n1	PAVEMENT MARKING IN NON REFLECTIVE CR PAINT FOR STOP	Each	112.00	140.39	678.93	232.83	1,164.16
608n2	PAVEMENT MARKING IN NON REFLECTIVE TP PAINT FOR STOP	Each	112.00	190.01	1,003.45	326.37	1,631.83
608n3	PAVEMENT MARKING IN REFLECTIVE CR PAINT FOR STOP	Each	112.00	140.39	735.05	246.86	1,234.31
608n4	PAVEMENT MARKING IN REFLECTIVE TP PAINT FOR STOP	Each	163.70	82.52	1,389.46	408.92	2,044.59
609c	REFLECTORISED ALUMINUM PAVEMENT STUD (RAISED PROFILE TYPE - SINGLE) 100 mm x100 mm	Each	56.62	69.79	646.09	193.13	965.63
609ci	REFLECTORISED PLASTIC PAVEMENT STUD (RAISED PROFILE TYPE - SINGLE) 100 mm x100 mm	Each	36.62	20.00	417.52	118.54	592.68
609d	REFLECTORISED ALUMINUM PAVEMENT STUD (RAISED PROFILE TYPE - DOUBLE) 100 mm x100 mm	Each	56.62	69.79	786.09	228.13	1,140.63

Summary of Rate Analysis

Province: AJ & K
District: POONCH

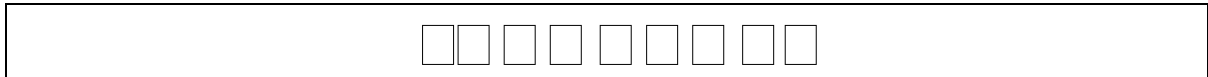
Item No.	Description	Unit	Manpower	Plant & Equipment	Material	OH-Profit	Rate (Rs)
609di	REFLECTORISED PLASTIC PAVEMENT STUD (RAISED PROFILE TYPE - DOUBLE) 100 mm x100 mm	Each	36.62	20.00	437.52	123.54	617.68
610b	RIGHT OF WAY MARKER AS PER AMENDED DRAWING CSR-2022	Each	429.76	452.46	2,719.04	900.32	4,501.59
610c	KILOMETER POST	Each	553.86	1,137.42	5,642.46	1,833.44	9,167.19
610d	TEN KILOMETER POST	Each	1,107.73	2,274.85	14,920.90	4,575.87	22,879.35
611a	GALVANIZED WIRE MESH FENCE 1500 mm HIGH WITH PRECAST PRESTRESSED R.C.C. POSTS COMPLETE IN ALL RESPECTS AS PER M2 STANDARD	M	701.56	227.48	4,246.58	1,293.91	6,469.53
612a	FURNISHING AND PLANTING OF TREES (LOCAL INHABITANT) INCL MAINTENANCE FOR 2 YEARS	Each	656.06	2,146.86	27.00	707.48	3,537.40
613a	SPRIGGING (INCL 2 MONTHS MAINTENANCE)	Sq.m	23.06	42.30	61.05	31.60	158.01
613b	SODDING (INCL 2 MONTHS MAINTENANCE)	Sq.m	23.06	42.30	225.64	72.75	363.75
613c	PLACING OF TOP SOIL USING SWEET EARTH	Sq.m	2.20	8.37	52.88	15.87	79.33
613d	MAINTENANCE OF SPRIGGING/SODDING PER SQM PER ADDITIONAL MONTH	Sq.m/Month	7.61	16.70	3.00	6.83	34.14



**MINISTRY OF COMMUNICATIONS
GOVERNMENT OF PAKISTAN
ISLAMABAD**

COMPOSITE SCHEDULE OF RATES

JANUARY 2024



Summary of Rate Analysis

Province: AJ & K
District: SUDHANOTI

Item No.	Description	Unit	Manpower	Plant & Equipment	Material	OH-Profit	Rate (Rs)
101	CLEARING AND GRUBBING	Sq.m	2.77	34.34	-	9.28	46.39
102a	REMOVAL OF TREES 150 - 300 mm GIRTH	Each	71.03	990.87	48.56	277.61	1,388.06
102b	REMOVAL OF TREES 301 - 600 mm GIRTH	Each	131.20	1,539.31	218.50	472.25	2,361.26
102c	REMOVAL OF TREES 601 mm OR OVER GIRTH	Each	629.76	2,958.77	1,165.34	1,188.47	5,942.34
103	STRIPPING	Cu.m	14.87	522.32	-	134.30	671.49
104	COMPACTION OF NATURAL GROUND	Sq.m	2.57	33.32	1.76	9.41	47.06
106a	EXCAVATE UNSUITABLE COMMON MATERIAL	Cu.m	22.86	436.89	-	114.94	574.69
106bi	EXCAVATE UNSUITABLE HARD ROCK MATERIAL	Cu.m	80.90	1,330.84	91.89	375.91	1,879.54
106bii	EXCAVATE UNSUITABLE MEDIUM ROCK MATERIAL	Cu.m	60.67	968.90	-	257.40	1,286.98
106biii	EXCAVATE UNSUITABLE SOFT ROCK MATERIAL	Cu.m	47.00	707.13	-	188.53	942.66
106c	EXCAVATE SURPLUS COMMON MATERIAL	Cu.m	22.86	436.89	-	114.94	574.69
106di	EXCAVATE SURPLUS HARD ROCK MATERIAL	Cu.m	80.90	1,330.84	91.89	375.91	1,879.54
106dii	EXCAVATE SURPLUS MEDIUM ROCK MATERIAL	Cu.m	60.67	968.90	-	257.40	1,286.98
106diii	EXCAVATE SURPLUS SOFT ROCK MATERIAL	Cu.m	47.00	707.13	-	188.53	942.66
107a	STRUCTURAL EXCAVATION IN COMMON MATERIAL	Cu.m	44.92	354.39	-	99.83	499.14
107b	STRUCTURAL EXCAVATION IN COMMON MATERIAL BELOW WATER LEVEL (WHERE DEWATERING IS PERFORMED BY PUMP FOR STRUCTURES ONLY)	Cu.m	310.78	957.78	317.71	396.57	1,982.84
107ci	STRUCTURAL EXCAVATION IN HARD ROCK MATERIAL	Cu.m	80.90	1,100.12	91.89	318.23	1,591.15
107cii	STRUCTURAL EXCAVATION IN MEDIUM ROCK MATERIAL	Cu.m	60.77	777.51	-	209.57	1,047.85
107ciii	STRUCTURAL EXCAVATION IN SOFT ROCK MATERIAL	Cu.m	47.00	540.47	-	146.87	734.35
107d	GRANULAR BACKFILL	Cu.m	181.54	489.40	3,823.05	1,123.50	5,617.49
107e	COMMON BACK FILL	Cu.m	141.54	212.50	11.70	91.44	457.18
108a	FORMATION OF EMBANKMENT FROM ROADWAY EXCAVATION IN COMMON MATERIAL	Cu.m	42.26	532.35	11.70	146.58	732.89
108bi	FORMATION OF EMBANKMENT FROM ROADWAY EXCAVATION IN HARD ROCK MATERIAL	Cu.m	96.80	1,735.43	91.89	481.03	2,405.15
108bii	FORMATION OF EMBANKMENT FROM ROADWAY EXCAVATION IN MEDIUM ROCK MATERIAL	Cu.m	73.90	1,322.27	11.70	351.97	1,759.83
108biii	FORMATION OF EMBANKMENT FROM ROADWAY EXCAVATION IN SOFT ROCK MATERIAL	Cu.m	64.69	991.37	11.70	266.94	1,334.70
108c	FORMATION OF EMBANKMENT FROM BORROW EXCAVATION IN COMMON MATERIAL	Cu.m	41.54	510.66	63.90	154.03	770.13
108d	FORMATION OF EMBANKMENT FROM STRUCTURAL EXCAVATION IN COMMON MATERIAL	Cu.m	41.00	251.66	11.70	76.09	380.45
108e	FORMATION OF EMBANKMENT FROM STRUCTURAL EXCAVATION IN ANY TYPE OF ROCK MATERIAL	Cu.m	71.64	328.61	11.70	102.99	514.94
109a	SUBGRADE PREPARATION IN EARTH CUT	Sq.m	7.71	143.56	3.51	38.70	193.48
109bi	SUBGRADE PREPARATION IN EXISTING ROAD WITHOUT ANY FILL	Sq.m	5.07	127.17	3.12	33.84	169.20
110	IMPROVED SUB-GARDE (CBR>20%)	Cu.m	37.43	615.17	861.46	378.52	1,892.58

Summary of Rate Analysis

Province: AJ & K
District: SUDHANOTI

Item No.	Description	Unit	Manpower	Plant & Equipment	Material	OH-Profit	Rate (Rs)
114a	DRESSING OF BERM WITHOUT EXTRA MATERIAL	Sq.m	4.55	39.62	1.76	11.48	57.41
114b	DRESSING OF BERM WITH EXTRA MATERIAL	Sq.m	6.50	40.44	16.43	15.84	79.21
201	GRANULAR SUBBASE	Cu.m	58.83	502.37	3,222.56	945.94	4,729.70
202i	AGGREGATE BASE COURSE (WITH PAVER)	Cu.m	89.51	945.44	3,842.32	1,219.32	6,096.59
202ii	AGGREGATE BASE COURSE (WITH GRADER)	Cu.m	89.51	755.59	3,842.32	1,171.86	5,859.28
203a	ASPHALTIC BASE COURSE PLANT MIX (CLASS "A")	Cu.m	305.53	4,504.45	23,156.86	6,991.71	34,958.56
203b	ASPHALTIC BASE COURSE PLANT MIX (CLASS "B")	Cu.m	305.53	4,504.45	23,814.45	7,156.11	35,780.54
203c	ASPHALTIC LEVELLING COURSE PLANT MIX (CLASS "A")	Cu.m	305.53	4,503.46	23,531.04	7,085.01	35,425.04
203d	ASPHALTIC LEVELLING COURSE PLANT MIX (CLASS "B")	Cu.m	305.53	4,503.46	24,001.63	7,202.66	36,013.28
204b	CEMENT STABILIZED BASE	Cu.m	149.59	985.06	5,924.13	1,764.70	8,823.48
204c	CEMENT CONTENT	Ton	615.40	-	27,969.48	7,146.22	35,731.10
204d	LIQUID ASPHALT FOR CURING SEAL, TYPE MC-250	Ton	1,266.70	4,287.64	168,362.73	43,479.27	217,396.34
204e	EMULSIFIED ASPHALT FOR CURING SEAL, TYPE SS-1	Ton	1,266.70	4,287.64	164,282.73	42,459.27	212,296.34
205a	GRADED CRUSHED AGGREGATE CRACK-RELIEF LAYER	Cu.m	515.83	256.63	4,777.63	1,387.52	6,937.60
205b	ASPHALTIC OPEN-GRADED PLANT MIX CRACK-RELIEF LAYER	Cu.m	284.91	5,454.47	22,707.42	7,111.70	35,558.50
206b	WATER BOUND MACADAM BASE WITH COARSE AGG: CLASS B	Cu.m	567.40	242.44	3,967.39	1,194.31	5,971.54
207a	DEEP PATCHING (0-15 cm)	Sq.m	8.82	69.47	222.61	75.23	376.13
207b	DEEP PATCHING (15-30 cm)	Sq.m	8.82	69.47	222.61	75.23	376.13
208	REINSTATEMENT OF ROAD SURFACE	Sq.m	9.89	196.10	0.98	51.74	258.70
209a	BREAKING OF EXISTING ROAD PAVEMENT STRUCTURE	Cu.m	23.96	877.01	6.50	226.87	1,134.33
209b	SCARIFICATION OF EXISTING ROAD PAVEMENT	Sq.m	4.79	115.00	0.97	30.19	150.96
215a	PROVIDING AND PLACING GEOTEXTILE 190 GSM, 100% CONTINUOUS POLYPROPYLENE NONWOVEN, ISOTROPIC, THERMALLY & MECHANICALLY BONDED. 100 YEARS LIFE OXIDATION RESISTANCE (IMPORTED)	Sq.m	13.01	3.27	907.15	230.86	1,154.29
302a	CUT-BACK ASPHALT FOR BITUMINOUS PRIME COAT	Sq.m	1.57	2.01	172.41	44.00	220.00
302b	EMULSIFIED ASPHALT FOR BITUMINOUS PRIME COAT	Sq.m	1.51	2.32	166.35	42.55	212.73
303a	CUT-BACK ASPHALT FOR BITUMINOUS TACK COAT	Sq.m	0.63	1.39	69.79	17.95	89.76
303b	EMULSIFIED ASPHALT FOR BITUMINOUS TACK COAT	Sq.m	0.63	1.39	66.53	17.14	85.69
304ai	SINGLE SURFACE TREATMENT	Sq.m	3.27	58.66	323.18	96.28	481.39
304aii	SINGLE SURFACE TREATMENT W/O PRIME COAT	Sq.m	3.27	57.36	213.29	68.48	342.40
304bi	DOUBLE SURFACE TREATMENT	Sq.m	5.36	71.66	671.61	187.16	935.79
304bii	DOUBLE SURFACE TREATMENT W/O PRIME COAT	Sq.m	5.36	70.04	561.72	159.28	796.40
304ci	TRIPLE SURFACE TREATMENT	Sq.m	9.77	79.68	794.24	220.92	1,104.61
304cii	TRIPLE SURFACE TREATMENT W/O PRIME COAT	Sq.m	9.77	77.97	684.14	192.97	964.84

Summary of Rate Analysis

Province: AJ & K
District: SUDHANOTI

Item No.	Description	Unit	Manpower	Plant & Equipment	Material	OH-Profit	Rate (Rs)
304d	SEAL COAT	Sq.m	4.05	17.08	93.16	28.57	142.86
305a	ASPHALTIC CONCRETE FOR WEARING COURSE (CLASS "A")	Cu.m	268.31	4,685.15	25,070.51	7,505.99	37,529.96
305b	ASPHALTIC CONCRETE FOR WEARING COURSE (CLASS "B")	Cu.m	268.31	4,685.15	25,509.09	7,615.64	38,078.18
307a	DENSE GRADED HOT BIT-MAC	Cu.m	1,050.80	1,580.43	22,493.97	6,281.30	31,406.51
307b	OPEN GRADED HOT BIT-MAC	Cu.m	1,050.80	1,580.43	22,306.38	6,234.41	31,172.03
308a	RECYCLING OF ASPHALT CONCRETE (0 - 60 mm THICK)	Cu.m	157.36	2,568.89	3,880.05	1,651.57	8,257.86
308b	BITUMEN BINDER GRADE (40 - 50, 60 - 70, 80 - 100)	Ton	410.27	2,399.43	155,090.90	39,475.15	197,375.75
309a	COLD MILLING, 0 - 30 mm	Sq.m	3.21	60.24	57.98	30.36	151.79
309b	COLD MILLING, 0 - 50 mm	Sq.m	6.37	99.50	96.12	50.50	252.49
309c	COLD MILLING, 0 - 70 mm	Sq.m	12.04	137.29	134.13	70.86	354.31
309d	COLD MILLING, 0 - 100 mm	Sq.m	13.89	182.07	192.59	97.14	485.69
309e	COLD MILLING, 0 - 130 mm	Sq.m	18.06	236.69	250.37	126.28	631.40
310a	JOINTED PLAIN CONCRETE PAVEMENT (JPCP) USING MINIMUM 5000 PSI CLASS CONCRETE LAID THROUGH CONCRETE PAVER INCLUDING TRANSVERSE AND LONGITUDINAL JOINTS FORMATION, EXPANSION CAPS AND FILLING WITH SEALANT COMPLETE IN ALL RESPECTS EXCLUDING REINFORCEMENT (DOWEL/TIE BARS)	Cu.m	529.25	9,171.89	24,579.09	8,570.06	42,850.29
401a1i	CONCRETE CLASS "A1" (UNDERGROUND)	Cu.m	1,756.47	5,960.16	13,284.92	5,250.39	26,251.93
401a1ii	CONCRETE CLASS "A1" (ON GROUND)	Cu.m	1,756.47	5,960.98	15,183.10	5,725.14	28,625.68
401a1iii	CONCRETE CLASS "A1" (ELEVATED)	Cu.m	1,756.47	5,960.16	15,884.37	5,900.25	29,501.24
401a2i	CONCRETE CLASS "A2" (UNDERGROUND)	Cu.m	1,756.47	5,961.09	14,446.93	5,541.12	27,705.61
401a2 ii	CONCRETE CLASS "A2" (ON GROUND)	Cu.m	1,756.47	6,157.74	16,345.11	6,064.83	30,324.15
401a2iii	CONCRETE CLASS "A2" (ELEVATED)	Cu.m	1,830.83	5,960.98	17,046.38	6,209.55	31,047.74
401a3i	CONCRETE CLASS "A3" (UNDERGROUND)	Cu.m	1,756.47	5,960.16	15,774.58	5,872.80	29,364.01
401a3ii	CONCRETE CLASS "A3" (ON GROUND)	Cu.m	1,756.47	6,157.74	17,672.76	6,396.74	31,983.71
401a3iii	CONCRETE CLASS "A3" (ELEVATED)	Cu.m	1,830.83	5,961.09	18,374.03	6,541.49	32,707.44
401b	CONCRETE CLASS "B"	Cu.m	2,247.94	2,297.30	11,247.09	3,948.09	19,740.43
401ci	CONCRETE CLASS "C" (UNDERGROUND)	Cu.m	1,688.94	5,108.92	12,447.00	4,811.22	24,056.08
401cii	CONCRETE CLASS "C" (ON GROUND)	Cu.m	1,738.52	5,079.16	14,357.66	5,293.84	26,469.18
401ciii	CONCRETE CLASS "C" (ELEVATED)	Cu.m	1,738.52	5,107.06	15,046.45	5,473.01	27,365.03
401di	CONCRETE CLASS "D1"	Cu.m	2,738.56	5,960.16	20,028.73	7,181.87	35,909.33
401dii	CONCRETE CLASS "D2"	Cu.m	2,738.56	5,961.09	21,540.33	7,560.00	37,799.98
401diii	CONCRETE CLASS "D3"	Cu.m	2,738.56	5,961.09	22,872.21	7,892.97	39,464.83
401e	CONCRETE CLASS "Y"	Cu.m	1,756.47	4,034.85	18,277.79	6,017.28	30,086.38
401f	LEAN CONCRETE	Cu.m	1,470.81	1,860.48	8,822.00	3,038.32	15,191.61

Summary of Rate Analysis

Province: AJ & K
District: SUDHANOTI

Item No.	Description	Unit	Manpower	Plant & Equipment	Material	OH-Profit	Rate (Rs)
401gi	PRECAST CONCRETE CLASS "A1"	Cu.m	4,169.37	2,648.95	15,803.84	5,655.54	28,277.70
401gii	PRECAST CONCRETE CLASS "A3"	Cu.m	4,169.37	2,648.95	18,473.22	6,322.89	31,614.43
401giii	PRECAST CONCRETE CLASS "B"	Cu.m	4,169.37	3,276.58	13,182.99	5,157.23	25,786.16
401giv	PRECAST CONCRETE CLASS "D1"	Cu.m	2,971.47	5,961.09	20,103.69	7,259.06	36,295.31
401gv	PRECAST CONCRETE CLASS "D2"	Cu.m	2,971.47	5,961.09	21,615.28	7,636.96	38,184.81
401gvi	PRECAST CONCRETE CLASS "D3"	Cu.m	2,971.47	5,961.09	22,947.16	7,969.93	39,849.66
401h	PLUM (CYCLOPEAN / RUBBLE) CONCRETE (2:1 CONCRETE, STONE RATIO)	Cu.m	1,984.68	2,243.73	8,685.61	3,228.51	16,142.53
404a	REINFORCEMENT AS PER AASHTO M-31 GRADE 40	Ton	8,049.48	1,389.80	273,486.22	70,731.38	353,656.88
404 b	REINFORCEMENT AS PER AASHTO M-31 GRADE 60	Ton	8,049.48	1,389.80	275,586.22	71,256.38	356,281.88
404h	REINFORCEMENT (STRUCTURAL SHAPES) AS PER ASTM-A-36	Ton	4,450.60	3,105.71	319,296.62	81,713.23	408,566.16
405a	PRE-STRESSING WIRE STRAND 3/8" - 1/2" DIA COMPLETE IN ALL RESPECT	Ton	9,969.48	13,181.85	721,484.86	186,159.05	930,795.24
405b	LAUNCHING OF GIRDER	Ton	307.70	1,864.78	-	543.12	2,715.60
406a	PREMOULDED JOINT FILLER 12 mm THICK WITH BITUMASTIC JOINT SEAL	Sq.m	567.54	-	3,806.75	1,093.57	5,467.86
406b	NEOPRENE RUBBER JOINT FILLER 6 mm THICK WITH BITUMASTIC JOINT SEAL	Sq.m	382.92	-	9,872.29	2,563.80	12,819.01
406ci	STEEL EXPANSION JOINTS AS PER DESIGN LOCAL (PAKISTAN MAKE),PSQCA CERTIFIED	Kg	39.95	6.18	692.26	184.60	923.00
406cii	50 mm EXPANSION JOINT-NOSING TYPE WITH TWO ALUMINUM ALLOY SECTIONS AND ELASTOMERIC PROFILE IMPORTED (EUROPEAN/AMERICAN MAKE)	M	1,384.65	-	107,116.32	27,125.24	135,626.21
406ciii	50 mm EXPANSION JOINT-NOSING TYPE WITH TWO ALUMINUM ALLOY SECTIONS AND ELASTOMERIC PROFILE IMPORTED (WEST ASIAN MAKE)	M	1,384.65	-	94,707.23	24,022.97	120,114.85
406civ	110 mm EXPANSION JOINT-CANTILEVER SAW TEETH WITH TWO ALUMINUM ALLOY SECTIONS IMPORTED (EUROPEAN/AMERICAN MAKE)	M	1,384.65	-	398,895.80	100,070.11	500,350.56
406cv	110 mm EXPANSION JOINT-CANTILEVER SAW TEETH WITH TWO ALUMINUM ALLOY SECTIONS IMPORTED (WEST ASIAN MAKE)	M	1,384.65	-	338,913.98	85,074.66	425,373.29
406cvi	65 mm EXPANSION JOINT-NOSING-MOLDED VULCANIZED ELASTOMER SINGLE SECTION (ONE PIECE, MONOBLOCK) IMPORTED (EUROPEAN/AMERICAN MAKE)	M	1,384.65	-	81,017.03	20,600.42	103,002.10
406cvii	65 mm EXPANSION JOINT-NOSING-MOLDED VULCANIZED ELASTOMER SINGLE SECTION (ONE PIECE, MONOBLOCK) IMPORTED (WEST ASIAN MAKE)	M	1,384.65	-	71,381.57	18,191.56	90,957.78
406cviii	50 mm EXPANSION JOINT- TWO PROFILE ALLOY ALUMINUM 6063 T 6 CONTINUOUS CR PROFILE, SOCKETS STUDS LOCAL (PAKISTAN MAKE),PSQCA CERTIFIED	M	1,384.65	-	64,081.77	16,366.61	81,833.03
406cix	65 mm EXPANSION JOINT-W SECTION CR VULCANIZED MOLDED NOSING LOCAL (PAKISTAN MAKE),PSQCA CERTIFIED	M	1,384.65	-	61,632.48	15,754.28	78,771.41

Summary of Rate Analysis

Province: AJ & K
District: SUDHANOTI

Item No.	Description	Unit	Manpower	Plant & Equipment	Material	OH-Profit	Rate (Rs)
406cx	50 mm EXPANSION JOINT- INDIGENOUS TYPE 15MM THICK TWO VERTICAL STEEL PLATES WELDED 10MM THICK ROUND STEEL BARS LOCAL (PAKISTAN MAKE),PSQCA CERTIFIED	M	1,384.65	-	71,521.78	18,226.61	91,133.04
406cxi	110 mm EXPANSION JOINT SAW TEETH FOUR PROFILE ALUMINUM ALLOY 6063-T6 CONTINOUS CR PROFILE NOISE FREE LOCAL (PAKISTAN MAKE),PSQCA CERTIFIED	M	1,384.65	-	160,729.44	40,528.52	202,642.61
406cxii	80 mm EXPANSION JOINT STEEL GRADE EN10025 SOUND ISOLATED SILENT TYPE WITH SINUS PLATES IMPORTED (WEST ASIAN MAKE)	M	1,292.34	-	152,763.67	38,514.00	192,570.01
406cxiii	50 mm EXPANSION JOINT-NOSING TYPE WITH TWO ALUMINUM ALLOY SECTIONS AND ELASTOMERIC PROFILE IMPORTED (EAST ASIAN MAKE)	M	1,384.65	-	99,479.95	25,216.15	126,080.75
406cxiv	65 mm EXPANSION JOINT-NOSING-MOLDED VULCANIZED ELASTOMER SINGLE SECTION (ONE PIECE, MONOBLOCK) IMPORTED (EAST ASIAN MAKE)	M	1,384.65	-	79,495.21	20,219.97	101,099.83
406cxv	110 mm EXPANSION JOINT-CANTILEVER SAW TEETH WITH TWO ALUMINUM ALLOY SECTIONS IMPORTED (EAST ASIAN MAKE)	M	1,384.65	-	369,732.16	92,779.20	463,896.01
406cxvi	100 MM ELASTOMERIC MONOBLOCK EXPANSION JOINT MIDDLE TOP SURFACE VULCANIZED ALUMINUM WITH RUBBER IMPORTED (WEST ASIAN MAKE)	M	1,384.65	-	121,182.75	30,641.85	153,209.25
406cxvii	80 mm EXPANSION JOINT ZIGZAG FINGER DUAL STRUCTURE ALUMINUM LESS NOISE LOCAL (PAKISTAN MAKE),PSQCA CERTIFIED	M	1,384.65	-	118,542.76	29,981.85	149,909.26
406di	PVC WATER STOPS 6" SIZE (12 mm THICK)	M	338.48	-	1,655.33	498.45	2,492.25
406dii	PVC WATER STOPS 8" SIZE (12 mm THICK)	M	338.48	-	2,542.37	720.21	3,601.05
406e	ELASTOMERIC BEARING PADS (ACCORDING TO SIZE AND THICKNESS) LOCAL (PAKISTAN MAKE),PSQCA CERTIFIED	Cu.cm	0.08	-	7.52	1.90	9.50
406ei	ELASTOMERIC BEARING PADS (ACCORDING TO SIZE AND THICKNESS) IMPORTED (WEST ASIAN MAKE)	Cu.cm	0.10	-	8.44	2.14	10.68
406eii	ELASTOMERIC BEARING PADS (ACCORDING TO SIZE AND THICKNESS) IMPORTED (EUROPEAN/AMERICAN MAKE)	Cu.cm	0.10	-	12.54	3.16	15.80
406eiii	ELASTOMERIC BEARING PADS (ACCORDING TO SIZE AND THICKNESS) IMPORTED (EAST ASIAN MAKE)	Cu.cm	0.10	-	10.24	2.59	12.93
406f	ASPHALT FELT (3 PLY)	Sq.m	133.85	-	756.66	222.63	1,113.14
407di	CAST IN PLACE PILES UP TO 0.8 m DIA IN NORMAL SOIL (BORING ONLY)	M	718.42	7,422.41	567.35	2,177.04	10,885.21
407dii	CAST IN PLACE PILES UP TO 0.8 m DIA IN GRAVEL STRATA (BORING ONLY)	M	1,709.25	9,360.01	720.49	2,947.44	14,737.19
407diii	CAST IN PLACE PILES > 0.8 m UPTO 1 m DIA IN NORMAL SOIL (BORING ONLY)	M	786.69	8,549.51	624.77	2,490.24	12,451.21
407div	CAST IN PLACE PILES > 0.8 m UPTO 1 m DIA IN GRAVEL STRATA (BORING ONLY)	M	1,973.05	11,023.80	864.03	3,465.22	17,326.11
407dv	CAST IN PLACE PILES > 1 m UPTO 1.5 m DIA IN NORMAL SOIL (BORING ONLY)	M	1,005.35	16,478.57	1,455.25	4,734.79	23,673.95

Summary of Rate Analysis

Province: AJ & K
District: SUDHANOTI

Item No.	Description	Unit	Manpower	Plant & Equipment	Material	OH-Profit	Rate (Rs)
407dvi	CAST IN PLACE PILES > 1 m UPTO 1.5 m DIA IN GRAVEL STRATA (BORING ONLY)	M	4,295.36	24,314.68	1,455.27	7,516.33	37,581.64
407dvii	CAST IN PLACE PILES > 1.5 m UPTO 2 m DIA IN NORMAL SOIL (BORING ONLY)	M	1,488.99	23,648.60	2,173.27	6,827.72	34,138.58
407dviii	CAST IN PLACE PILES > 1.5 m UPTO 2 m DIA IN GRAVEL STRATA (BORING ONLY)	M	6,156.96	35,389.92	2,173.27	10,930.04	54,650.20
407ki	CONFIRMATORY BORING IN SOIL STRATA (NX SIZE) INCLUDING TESTING AND REPORTING	M	701.56	2,945.75	4,175.37	1,955.67	9,778.35
407kii	CONFIRMATORY BORING IN GRAVEL STRATA (NX SIZE) INCLUDING TESTING AND REPORTING	M	1,403.11	5,823.62	2,993.36	2,555.02	12,775.11
407kiii	CONFIRMATORY BORING IN ROCK STRATA (NX SIZE) INCLUDING TESTING AND REPORTING	M	2,806.22	11,528.20	900.86	3,808.82	19,044.10
407s	PILE LOAD TEST UPTO 550 TON	Each	33,231.60	194,173.28	1,505,874.00	433,319.72	2,166,598.60
407t	PILE LOAD TEST UPTO 800 TON	Each	40,616.40	212,902.64	2,197,816.00	612,833.76	3,064,168.80
407u	PILE LOAD TEST UPTO 1000 TON	Each	40,616.40	212,902.64	2,747,270.00	750,197.26	3,750,986.30
407v	PILE LOAD TEST UPTO 1200 TON	Each	40,616.40	212,902.64	3,234,324.00	871,960.76	4,359,803.80
407w	PILE LOAD TEST UPTO 1500 TON	Each	40,616.40	212,902.64	3,913,905.00	1,041,856.01	5,209,280.05
407x	PILE LOAD TEST UPTO 2000 TON	Each	40,616.40	212,902.64	4,399,905.00	1,163,356.01	5,816,780.05
407y	PILE LOAD TEST UPTO 2500 TON	Each	40,616.40	256,144.64	4,885,905.00	1,295,666.51	6,478,332.55
407l	PERMANENT PILE CASING FOR PILES	Ton	2,530.83	16,747.73	371,859.22	97,784.44	488,922.21
410	BRICK WORK	Cu.m	1,506.49	855.93	12,150.40	3,628.21	18,141.03
411a	STONE MASONRY RANDOM DRY	Cu.m	1,203.11	497.57	4,459.45	1,540.03	7,700.16
411b	STONE MASONRY RANDOM WITH MORTAR	Cu.m	1,280.03	690.06	8,718.17	2,672.07	13,360.33
411c	STONE MASONRY DRESSED UNCOURSED DRY	Cu.m	1,895.43	497.57	5,126.31	1,879.83	9,399.14
411d	STONE MASONRY DRESSED UNCOURSED WITH MORTAR	Cu.m	2,233.90	690.06	9,069.73	2,998.42	14,992.11
411g	ROLL POINTING	Sq.m	252.93	44.51	298.04	148.87	744.35
412a	STONE MASONRY DRESSED COURSED WITH MORTAR	Cu.m	2,895.45	1,045.47	9,069.73	3,252.66	16,263.31
501a	R . C . C. PIPE CULVERT AASHTO-M 170 CLASS II DIA 310 mm	M	496.94	2,251.68	2,339.30	1,271.98	6,359.89
501b	R . C . C. PIPE CULVERT AASHTO-M 170 CLASS II DIA 380 mm	M	513.86	2,277.51	2,962.58	1,438.49	7,192.44
501c	R . C . C. PIPE CULVERT AASHTO-M 170 CLASS II DIA 460 mm	M	833.87	2,308.52	3,480.38	1,655.69	8,278.46
501d	R . C . C. PIPE CULVERT AASHTO-M 170 CLASS II DIA 610 mm	M	931.49	2,332.14	5,198.29	2,115.48	10,577.41
501e	R . C . C. PIPE CULVERT AASHTO-M 170 CLASS II DIA 760 mm	M	1,034.99	2,282.87	10,586.52	3,476.10	17,380.48
501f	R . C . C. PIPE CULVERT AASHTO-M 170 CLASS II DIA 910 mm	M	1,195.84	2,393.37	15,157.72	4,686.73	23,433.65
501g	R . C . C. PIPE CULVERT AASHTO-M 170 CLASS II DIA 1070 mm	M	1,386.46	2,712.40	20,592.34	6,172.80	30,864.01

Summary of Rate Analysis

Province: AJ & K
District: SUDHANOTI

Item No.	Description	Unit	Manpower	Plant & Equipment	Material	OH-Profit	Rate (Rs)
501h	R . C . C. PIPE CULVERT AASHTO-M 170 CLASS II DIA 1220 mm	M	1,683.56	3,073.78	25,601.53	7,589.72	37,948.59
501i	R . C . C. PIPE CULVERT AASHTO-M 170 CLASS II DIA 1520 mm	M	2,169.29	3,608.08	43,487.90	12,316.32	61,581.58
501j	R . C . C. PIPE CULVERT AASHTO-M 170 CLASS IV DIA 310 mm	M	496.94	2,251.68	2,955.94	1,426.14	7,130.69
501k	R . C . C. PIPE CULVERT AASHTO-M 170 CLASS IV DIA 380 mm	M	513.86	2,277.51	3,574.30	1,591.42	7,957.09
501l	R . C . C. PIPE CULVERT AASHTO-M 170 CLASS IV DIA 460 mm	M	833.87	2,308.52	4,302.02	1,861.10	9,305.51
501m	R . C . C. PIPE CULVERT AASHTO-M 170 CLASS IV DIA 610 mm	M	931.49	2,332.14	8,125.69	2,847.33	14,236.66
501n	R . C . C. PIPE CULVERT AASHTO-M 170 CLASS IV DIA 760 mm	M	1,034.99	2,282.87	12,808.72	4,031.65	20,158.23
501o	R . C . C. PIPE CULVERT AASHTO-M 170 CLASS IV DIA 910 mm	M	1,195.84	2,393.37	19,026.48	5,653.92	28,269.60
501p	R . C . C. PIPE CULVERT AASHTO-M 170 CLASS IV DIA 1070 mm	M	1,386.46	2,712.40	24,755.48	7,213.59	36,067.94
501q	R . C . C. PIPE CULVERT AASHTO-M 170 CLASS IV DIA 1220 mm	M	1,683.56	3,073.78	33,963.21	9,680.14	48,400.68
501r	R . C . C. PIPE CULVERT AASHTO-M 170 CLASS IV DIA 1520 mm	M	2,169.29	3,608.08	70,123.11	18,975.12	94,875.59
502a	GRANULAR MATERIAL IN BED TO CONCRETE PIPE CULVERT	Cu.m	500.53	374.02	3,637.52	1,128.02	5,640.08
502b	CONCRETE CLASS "B" IN BEDDING AND ENCASEMENT CONCRETE PIPE CULVERT	Cu.m	2,535.13	1,812.38	12,578.97	4,231.62	21,158.10
507a	STEEL WIRE MESH (9 SWG) FOR GABIONS	Kg	25.90	-	410.17	109.02	545.09
507b	ROCK FILL IN GABIONS	Cu.m	492.32	-	3,272.14	941.12	4,705.58
508a	BRICK PAVING (SINGLE COURSE)	Sq.m	523.70	22.81	775.86	330.60	1,652.98
508b	BRICK PAVING (DOUBLE COURSE)	Sq.m	923.71	42.64	1,551.43	629.45	3,147.23
509a	RIP RAP CLASS "A"	Cu.m	1,529.88	204.35	3,560.85	1,323.77	6,618.85
509b	RIP RAP CLASS "B"	Cu.m	1,628.21	121.60	3,643.60	1,348.35	6,741.76
509c	RIP RAP CLASS "C"	Cu.m	1,707.73	95.07	3,756.98	1,389.95	6,949.73
509ci	RIP RAP CLASS "D" (101 kg TO 150 kg)	Cu.m	1,051.30	897.94	3,976.71	1,481.49	7,407.45
509d	GROUTED RIP RAP CLASS "A"	Cu.m	1,849.89	334.31	7,954.64	2,534.71	12,673.54
509e	GROUTED RIP RAP CLASS "B"	Cu.m	2,305.09	251.54	7,700.06	2,564.18	12,820.88
509f	GROUTED RIP RAP CLASS "C"	Cu.m	2,648.26	203.37	7,516.24	2,591.97	12,959.84
509fi	GROUTED RIP RAP CLASS "D" (101 kg TO 150 kg)	Cu.m	2,648.26	1,225.95	7,610.44	2,871.16	14,355.81
509g	REINFORCED CONCRETE SLOPE PROTECTION 20 cm THICK EXCLUDING REINFORCEMENT	Cu.m	2,449.65	1,410.49	15,524.10	4,846.06	24,230.31
509h	FILTER LAYER OF GRANULAR MATERIAL	Cu.m	260.15	466.73	3,625.37	1,088.06	5,440.30
510	DISMANTLING OF STRUCTURE AND OBSTRUCTIONS	Cu.m	883.10	1,551.28	-	608.60	3,042.98

Summary of Rate Analysis

Province: AJ & K
District: SUDHANOTI

Item No.	Description	Unit	Manpower	Plant & Equipment	Material	OH-Profit	Rate (Rs)
511a1	DRY STONE PITCHING (15-20 cm THICK)	Sq.m	412.32	142.16	628.17	295.66	1,478.31
511a2	DRY STONE PITCHING (20-25 cm THICK)	Sq.m	471.22	162.47	807.75	360.36	1,801.81
511b1	GROUTED STONE PITCHING (15-20 cm THICK) WITH BITUMEN JOINTS	Sq.m	393.86	95.28	2,224.44	678.40	3,391.98
511b2	GROUTED STONE PITCHING (20-25 cm THICK) WITH BITUMEN JOINTS	Sq.m	450.12	108.89	2,783.10	835.53	4,177.65
511b3	GROUTED STONE PITCHING (15-20 cm THICK) WITH PCC BANDS (PAID SEPERATLY)	Sq.m	361.55	95.28	1,521.05	494.47	2,472.35
511b4	GROUTED STONE PITCHING (20-25 cm THICK) WITHIN P.C.C. BANDS (PAID SEPERATELY)	Sq.m	413.20	108.89	1,898.29	605.10	3,025.48
513a	FIBER GLASS REINFORCED POLYESTER GRATING SIZE (600 mm X 600 mm) CLASS D 400 WITH FRAME (IMPORTED)	Each	627.71	1,310.17	83,375.57	21,328.36	106,641.81
513b	FIBER GLASS REINFORCED POLYESTER GRATING SIZE (876 mm X 603 mm) CLASS C 250 WITH FRAME (IMPORTED)	Each	627.71	1,310.17	101,890.46	25,957.08	129,785.41
601aii	R.C.C. NEW JERSEY BARRIER (IN-SITU) FOR MEDIAN DOUBLE FACE 810 mm ABOVE GROUND (INCL. REINFORCEMENT) - AS PER AMENDED DRAWING CSR-2022	M	784.48	1,601.08	9,973.67	3,089.81	15,449.03
601aiii	R.C.C. NEW JERSEY BARRIER (IN-SITU) FOR MEDIAN DOUBLE FACE 1010 mm ABOVE GROUND (INCL. REINFORCEMENT) - AS PER AMENDED DRAWING CSR-2022	M	784.48	1,637.67	11,006.75	3,357.22	16,786.11
601aiv	R.C.C. NEW JERSEY BARRIER (IN-SITU SLIP FORMED) FOR MEDIAN DOUBLE FACE 810 mm ABOVE GROUND (INCL. REINFORCEMENT)-AS PER AMENDED DRAWING CSR-2022	M	203.18	2,374.93	8,908.61	2,871.68	14,358.39
601av	R.C.C. NEW JERSEY BARRIER (IN-SITU SLIP FORMED) FOR MEDIAN DOUBLE FACE 1010 mm ABOVE GROUND (INCL. REINFORCEMENT)-AS PER AMENDED DRAWING CSR-2022	M	203.18	2,413.80	9,265.63	2,970.65	14,853.25
601di	PRECAST CURB IN CONCRETE CLASS A-1 OF SIZE 450 x 150 mm INCL. BEDDING & HAUNCHING	M	131.70	227.46	1,760.23	529.85	2,649.24
601dii	R.C.C. NEW JERSEY BARRIER (PRE-CAST) FOR MEDIAN DOUBLE FACE 810 mm ABOVE GROUND (INCL. REINFORCEMENT)-AS PER AMENDED DRAWING CSR 2022	M	340.94	992.85	14,042.21	3,844.00	19,219.99
601diii	R.C.C. NEW JERSEY BARRIER (PRE-CAST) FOR MEDIAN DOUBLE FACE 1010 mm ABOVE GROUND (INCL. REINFORCEMENT)-AS PER AMENDED DRAWING CSR 2022	M	340.94	961.88	15,374.63	4,169.36	20,846.81
603	BRICK EDGING	M	44.62	-	139.87	46.12	230.61
604a	METAL GUARD RAIL	M	139.27	74.82	7,755.82	1,992.48	9,962.40
604b	METAL GUARD RAIL END PIECES	Each	461.55	284.33	7,233.61	1,994.87	9,974.36
604d	STEEL POST FOR METAL GUARD RAIL	Each	264.62	258.85	8,870.44	2,348.48	11,742.40
605a	CONCRETE BEAM GUARDRAIL (INCL. REINFORCEMENT)	Cu.m	6,234.02	906.64	46,304.78	13,361.36	66,806.80
605c	CONCRETE POST FOR GUARDRAIL (INCL REINFORCEMENT)	Cu.m	6,234.02	906.64	46,184.51	13,331.29	66,656.46

Summary of Rate Analysis

Province: AJ & K
District: SUDHANOTI

Item No.	Description	Unit	Manpower	Plant & Equipment	Material	OH-Profit	Rate (Rs)
607ai	TRAFFIC SIGN CAT 1i - 90 cm SIGN BOARD IN HIGH INTENSITY REFLECTIVE SHEET LAMINATED ON 1.8 mm THICK G.I SHEET WITH G.I PIPE DIA 3" AND THICKNESS 8 GUAGE	Each	1,374.39	713.03	24,667.57	6,688.75	33,443.74
607aai	TRAFFIC SIGN CAT 1ii - 105 cm SIGN BOARD IN HIGH INTENSITY REFLECTIVE SHEET LAMINATED ON 1.8 mm THICK G.I SHEET WITH G.I PIPE DIA 3" AND THICKNESS 8 GUAGE	Each	1,224.94	663.38	26,691.76	7,145.02	35,725.10
607aiii	TRAFFIC SIGN CAT 1iii - 120 cm SIGN BOARD IN HIGH INTENSITY REFLECTIVE SHEET LAMINATED ON 1.8 mm THICK G.I SHEET WITH G.I PIPE DIA 3" AND THICKNESS 8 GUAGE	Each	1,374.39	713.03	32,231.32	8,579.69	42,898.43
607aiv	TRAFFIC SIGN CAT 1i - 90 cm DIGITAL PRINTING SIGN BOARD IN HIGH INTENSITY REFLECTIVE SHEET LAMINATED ON 1.8 mm THICK G.I SHEET WITH G.I PIPE DIA 3" AND THICKNESS 8 GUAGE	Each	1,374.39	713.03	25,757.02	6,961.11	34,805.55
607av	TRAFFIC SIGN CAT 1ii - 105 CM DIGITAL PRINTING SIGN BOARD IN HIGH INTENSITY REFLECTIVE SHEET LAMINATED ON 1.8 mm THICK G.I SHEET WITH G.I PIPE DIA 3" AND THICKNESS 8 GUAGE	Each	1,374.39	713.03	29,699.67	7,946.77	39,733.86
607avi	TRAFFIC SIGN CAT 1iii - 120 cm DIGITAL PRINTING SIGN BOARD IN HIGH INTENSITY REFLECTIVE SHEET LAMINATED ON 1.8 mm THICK G.I SHEET WITH G.I PIPE DIA 3" AND THICKNESS 8 GUAGE	Each	1,374.39	713.03	34,168.12	9,063.89	45,319.43
607bi	TRAFFIC SIGN CAT 2i - 90 cm SIGN BOARD IN HIGH INTENSITY REFLECTIVE SHEET LAMINATED ON 1.8 mm THICK G.I SHEET WITH G.I PIPE DIA 3" AND THICKNESS 8 GUAGE	Each	1,517.99	512.42	30,234.74	8,066.29	40,331.44
607bii	TRAFFIC SIGN CAT 2ii - 105 cm SIGN BOARD IN HIGH INTENSITY REFLECTIVE SHEET LAMINATED ON 1.8 mm THICK G.I SHEET WITH G.I PIPE DIA 3" AND THICKNESS 8 GUAGE	Each	1,517.99	512.42	35,697.15	9,431.89	47,159.45
607biii	TRAFFIC SIGN CAT 2iii - 120 cm SIGN BOARD IN HIGH INTENSITY REFLECTIVE SHEET LAMINATED ON 1.8 mm THICK G.I SHEET WITH G.I PIPE DIA 3" AND THICKNESS 8 GUAGE	Each	1,517.99	512.42	41,999.93	11,007.59	55,037.93
607biv	TRAFFIC SIGN CAT 2i - 90 cm DIGITAL PRINTING SIGN BOARD IN HIGH INTENSITY REFLECTIVE SHEET LAMINATED ON 1.8 mm THICK G.I SHEET WITH G.I PIPE DIA 3" AND THICKNESS 8 GUAGE	Each	1,517.99	512.42	32,281.92	8,578.08	42,890.41
607bv	TRAFFIC SIGN CAT 2ii - 105 cm DIGITAL PRINTING SIGN BOARD IN HIGH INTENSITY REFLECTIVE SHEET LAMINATED ON 1.8 mm THICK G.I SHEET WITH G.I PIPE DIA 3" AND THICKNESS 8 GUAGE	Each	1,517.99	512.42	38,025.24	10,013.91	50,069.56
607bvi	TRAFFIC SIGN CAT 2iii - 120 cm DIGITAL PRINTING SIGN BOARD IN HIGH INTENSITY REFLECTIVE SHEET LAMINATED ON 1.8 mm THICK G.I SHEET WITH G.I PIPE DIA 3" AND THICKNESS 8 GUAGE	Each	1,517.99	512.42	45,040.70	11,767.78	58,838.89
607ci	TRAFFIC SIGN CAT 3A SIGN BOARD IN HIGH INTENSITY REFLECTIVE SHEET LAMINATED ON 1.8 mm THICK G.I SHEET WITH G.I PIPE DIA 3" AND THICKNESS 8 GUAGE	Each	1,517.99	925.09	40,430.19	10,718.32	53,591.58

Summary of Rate Analysis

Province: AJ & K
District: SUDHANOTI

Item No.	Description	Unit	Manpower	Plant & Equipment	Material	OH-Profit	Rate (Rs)
607cii	TRAFFIC SIGN CAT 3A DIGITAL PRINTING SIGN BOARD IN HIGH INTENSITY REFLECTIVE SHEET LAMINATED ON 1.8 mm THICK G.I SHEET WITH G.I PIPE DIA 3" AND THICKNESS 8 GUAGE	Each	1,517.99	925.09	43,120.19	11,390.82	56,954.08
607di	TRAFFIC SIGN CAT 3B SIGN BOARD IN HIGH INTENSITY REFLECTIVE SHEET LAMINATED ON 1.8 mm THICK G.I SHEET WITH G.I PIPE DIA 4" AND THICKNESS 8 GUAGE	Each	1,517.99	925.09	70,167.38	18,152.61	90,763.06
607dii	TRAFFIC SIGN CAT 3B DIGITAL PRINTING SIGN BOARD IN HIGH INTENSITY REFLECTIVE SHEET LAMINATED ON 1.8 mm THICK G.I SHEET WITH G.I PIPE DIA 4" AND THICKNESS 8 GUAGE	Each	1,517.99	925.09	75,547.38	19,497.61	97,488.06
607ei	TRAFFIC ROAD SIGN CATEGORY 3C (UP TO 3 Sq.m) - SIGN BOARD IN HIGH INTENSITY REFLECTIVE SHEET LAMINATED ON 1.8 mm THICK G.I SHEET WITH G.I PIPE DIA 4" AND THICKNESS 8 GUAGE	Sq.m	534.55	552.67	46,060.30	11,786.88	58,934.41
607eii	TRAFFIC ROAD SIGN CATEGORY 3C (UP TO 5 Sq.m)-SIGN BOARD IN HIGH INTENSITY REFLECTIVE SHEET LAMINATED ON 1.8 mm THICK G.I SHEET WITH G.I PIPE DIA 4" AND THICKNESS 8 GUAGE	Sq.m	653.56	300.41	39,602.57	10,139.14	50,695.68
607eiii	TRAFFIC ROAD SIGN CATEGORY 3C (UP TO 10 Sq.m)-SIGN BOARD IN HIGH INTENSITY REFLECTIVE SHEET LAMINATED ON 1.8 mm THICK G.I SHEET WITH G.I PIPE DIA 6" THICKNESS AS PER SCHEDULE 40	Sq.m	756.95	308.28	37,415.92	9,620.29	48,101.43
607eiv	TRAFFIC ROAD SIGN CATEGORY 3C (UP TO 15 Sq.m)-SIGN BOARD IN HIGH INTENSITY REFLECTIVE SHEET LAMINATED ON 1.8 mm THICK G.I SHEET WITH G.I PIPE DIA 8" THICKNESS AS PER SCHEDULE 40	Sq.m	841.05	316.42	38,591.04	9,937.13	49,685.64
607ev	TRAFFIC ROAD SIGN CATEGORY 3C (UP TO 3 sq.m) - DIGITAL PRINTING SIGN BOARD IN HIGH INTENSITY REFLECTIVE SHEET LAMINATED ON 1.8 mm THICK G.I SHEET WITH G.I PIPE DIA 4" AND THICKNESS 8 GUAGE	Sq.m	534.55	552.67	48,750.30	12,459.38	62,296.91
607evi	TRAFFIC ROAD SIGN CATEGORY 3C (UP TO 5 Sq.m)-DIGITAL PRINTING SIGN BOARD IN HIGH INTENSITY REFLECTIVE SHEET LAMINATED ON 1.8 mm THICK G.I SHEET WITH G.I PIPE DIA 4" AND THICKNESS 8 GUAGE	Sq.m	653.56	300.41	42,292.57	10,811.64	54,058.18
607evii	TRAFFIC ROAD SIGN CATEGORY 3C (UP TO 10 Sq.m)-DIGITAL PRINTING SIGN BOARD IN HIGH INTENSITY REFLECTIVE SHEET LAMINATED ON 1.8 mm THICK G.I SHEET WITH G.I PIPE DIA 6" THICKNESS AS PER SCHEDULE 40	Sq.m	756.95	308.28	40,105.92	10,292.79	51,463.93
607eviii	TRAFFIC ROAD SIGN CATEGORY 3C (UP TO 15 Sq.m)-DIGITAL PRINTING SIGN BOARD IN HIGH INTENSITY REFLECTIVE SHEET LAMINATED ON 1.8 mm THICK G.I SHEET WITH G.I PIPE DIA 8" THICKNESS AS PER SCHEDULE 40	Sq.m	841.05	316.42	41,281.04	10,609.63	53,048.14
607fi	ADDITIONAL PANEL SIZE 60 cm X 30 cm SIGN BOARD IN HIGH INTENSITY REFLECTIVE SHEET LAMINATED ON 1.8 mm THICK G.I SHEET	Each	695.40	-	4,282.14	1,244.39	6,221.93
607fii	ADDITIONAL PANEL SIZE 60 cm X 30 cm DIGITAL PRINTING SIGN BOARD IN HIGH INTENSITY REFLECTIVE SHEET LAMINATED ON 1.8 mm THICK G.I SHEET	Each	695.40	-	4,766.34	1,365.44	6,827.18

Summary of Rate Analysis

Province: AJ & K
District: SUDHANOTI

Item No.	Description	Unit	Manpower	Plant & Equipment	Material	OH-Profit	Rate (Rs)
607gi	ADDITIONAL PANEL SIZE 90 cm X 30 cm SIGN BOARD IN HIGH INTENSITY REFLECTIVE SHEET LAMINATED ON 1.8 mm THICK G.I SHEET	Each	695.40	-	6,423.22	1,779.66	8,898.28
607gii	ADDITIONAL PANEL SIZE 90 cm X 30 cm DIGITAL PRINTING SIGN BOARD IN HIGH INTENSITY REFLECTIVE SHEET LAMINATED ON 1.8 mm THICK G.I SHEET	Each	695.40	-	7,149.52	1,961.23	9,806.15
607i	PROVIDING AND FIXING ANTIGLARE SHIELD (200 mm x 800 mm) MADE UP OF POLY-PROPYLENE COPOLYMER MATERIAL GREEN COLOR UV PROTECTED INCLUDING INSTALLATION WITH ANCHOR BOLTS FIXED WITH EPOXY	Each	26.05	26.58	933.90	246.64	1,233.18
608b1	PAVEMENT MARKING IN NON-REFLECTIVE CR PAINT FOR LINES OF 15 cm WIDTH	M	5.91	6.22	55.73	16.96	84.81
608b2	PAVEMENT MARKING IN NON-REFLECTIVE TP PAINT FOR LINES OF 15 cm WIDTH	M	5.91	8.70	94.50	27.28	136.38
608c1	PAVEMENT MARKING IN NON-REFLECTIVE CR PAINT FOR LINES OF 20 cm WIDTH	M	5.91	6.22	66.87	19.75	98.75
608c2	PAVEMENT MARKING IN NON-REFLECTIVE TP PAINT FOR LINES OF 20 cm WIDTH	M	5.91	7.60	115.92	32.36	161.78
608d1	PAVEMENT MARKING IN NON-REFLECTIVE CR PAINT FOR 4 m ARROWS	Each	224.01	280.75	409.69	228.61	1,143.06
608d2	PAVEMENT MARKING IN NON-REFLECTIVE TP PAINT FOR 4 m ARROWS	Each	373.35	633.00	694.58	425.23	2,126.15
608h1	PAVEMENT MARKING IN REFLECTIVE CR PAINT FOR LINES OF 15 cm WIDTH	M	7.38	7.02	60.33	18.68	93.41
608h2	PAVEMENT MARKING IN REFLECTIVE TP PAINT FOR LINES OF 15 cm WIDTH	M	7.38	9.50	137.28	38.54	192.70
608i1	PAVEMENT MARKING IN REFLECTIVE CR PAINT FOR LINES OF 20 cm WIDTH	M	7.38	7.02	72.39	21.70	108.49
608i2	PAVEMENT MARKING IN REFLECTIVE TP PAINT FOR LINES OF 20 cm WIDTH	M	7.38	9.50	168.29	46.29	231.46
608j1	PAVEMENT MARKING IN REFLECTIVE CR PAINT FOR 4 m ARROWS	Each	224.01	280.75	506.73	252.87	1,264.36
608j2	PAVEMENT MARKING IN REFLECTIVE TP PAINT FOR 4 m ARROWS	Each	373.35	541.40	960.35	468.78	2,343.88
608n1	PAVEMENT MARKING IN NON REFLECTIVE CR PAINT FOR STOP	Each	112.00	140.38	679.85	233.06	1,165.28
608n2	PAVEMENT MARKING IN NON REFLECTIVE TP PAINT FOR STOP	Each	112.00	189.90	1,008.79	327.67	1,638.36
608n3	PAVEMENT MARKING IN REFLECTIVE CR PAINT FOR STOP	Each	112.00	140.38	735.97	247.09	1,235.43
608n4	PAVEMENT MARKING IN REFLECTIVE TP PAINT FOR STOP	Each	163.70	82.44	1,394.80	410.24	2,051.18
609c	REFLECTORISED ALUMINUM PAVEMENT STUD (RAISED PROFILE TYPE - SINGLE) 100 mm x100 mm	Each	56.62	69.79	646.09	193.13	965.63
609ci	REFLECTORISED PLASTIC PAVEMENT STUD (RAISED PROFILE TYPE - SINGLE) 100 mm x100 mm	Each	36.62	19.99	417.52	118.54	592.68
609d	REFLECTORISED ALUMINUM PAVEMENT STUD (RAISED PROFILE TYPE - DOUBLE) 100 mm x100 mm	Each	56.62	69.79	786.09	228.13	1,140.63

Summary of Rate Analysis

Province: AJ & K
District: SUDHANOTI

Item No.	Description	Unit	Manpower	Plant & Equipment	Material	OH-Profit	Rate (Rs)
609di	REFLECTORISED PLASTIC PAVEMENT STUD (RAISED PROFILE TYPE - DOUBLE) 100 mm x100 mm	Each	36.62	19.99	437.52	123.54	617.68
610b	RIGHT OF WAY MARKER AS PER AMENDED DRAWING CSR-2022	Each	429.76	452.29	2,641.34	880.85	4,404.25
610c	KILOMETER POST	Each	553.86	1,137.31	5,483.26	1,793.61	8,968.04
610d	TEN KILOMETER POST	Each	1,107.73	2,274.62	14,545.31	4,481.92	22,409.58
611a	GALVANIZED WIRE MESH FENCE 1500 mm HIGH WITH PRECAST PRESTRESSED R.C.C. POSTS COMPLETE IN ALL RESPECTS AS PER M2 STANDARD	M	701.56	227.46	4,209.75	1,284.69	6,423.46
612a	FURNISHING AND PLANTING OF TREES (LOCAL INHABITANT) INCL MAINTENANCE FOR 2 YEARS	Each	656.06	2,145.81	30.00	707.97	3,539.84
613a	SPRIGGING (INCL 2 MONTHS MAINTENANCE)	Sq.m	23.06	42.28	61.05	31.60	157.99
613b	SODDING (INCL 2 MONTHS MAINTENANCE)	Sq.m	23.06	42.28	225.64	72.75	363.73
613c	PLACING OF TOP SOIL USING SWEET EARTH	Sq.m	2.20	8.37	52.87	15.86	79.30
613d	MAINTENANCE OF SPRIGGING/SODDING PER SQM PER ADDITIONAL MONTH	Sq.m/Month	7.61	16.69	3.00	6.83	34.13