


ISLAMIC REPUBLIC OF PAKISTAN
NATIONAL HIGHWAY AUTHORITY

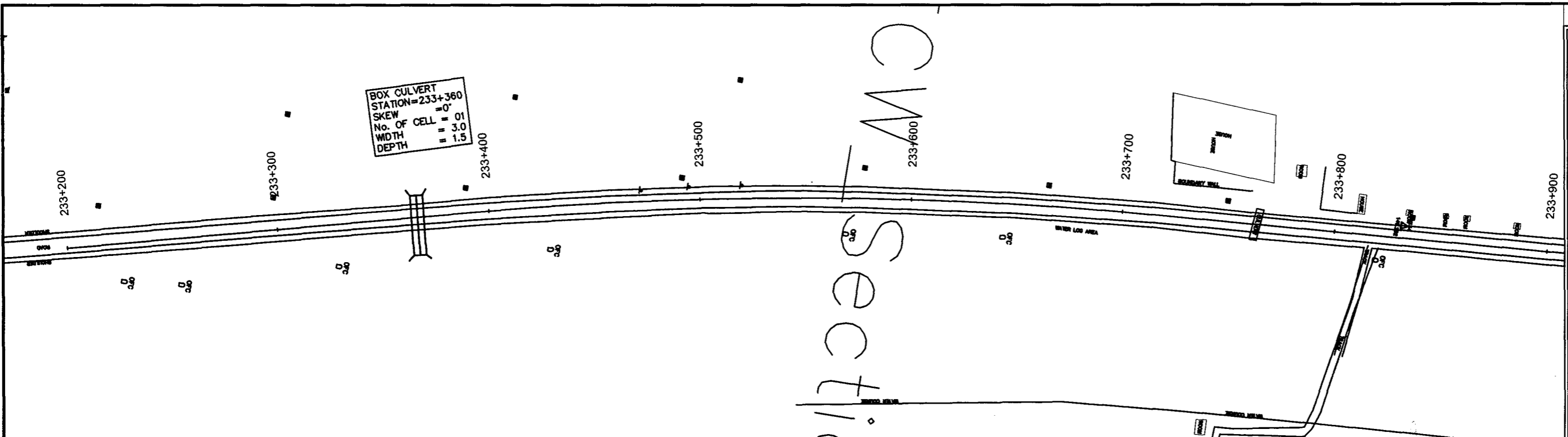


LOAN 4416-PAK: CENTRAL ASIA REGIONAL ECONOMIC COOPERATION
CORRIDOR DEVELOPMENT INVESTMENT PROGRAM (CAREC) [TRANCHE-III]
OCB/CAREC/T-III: CONSTRUCTION OF ADDITIONAL CARRIAGEWAY FROM
RAJANPUR – DG KHAN N-55 HIGHWAY SECTION (121.5 KM) AND DG KHAN –
DI KHAN N-55 HIGHWAY SECTION (208.0 KM) FROM TWO-LANE TO FOUR-
LANE UNDER ONE PACKAGE COMPRISING OF FOUR LOTS

➤ **LOT-4: TIBI QAISRANI TO DI KHAN VIA RAMAK SECTION (96.245KM)**

(DRAWINGS)



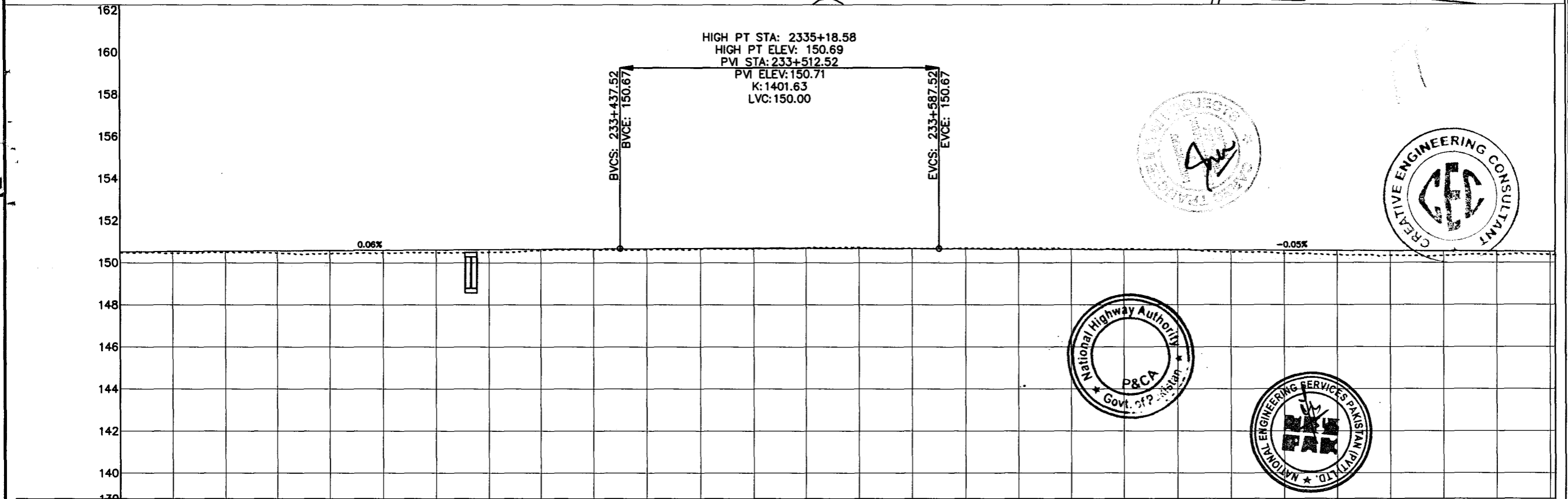


BOX CULVERT
 STATION=233+360
 SKEW = 0°
 No. Of CELL = 01
 WIDTH = 3.0
 DEPTH = 1.5




HIGH PT STA: 2335+18.58
 HIGH PT ELEV: 150.69
 PVI STA: 233+512.52
 PVI ELEV: 150.71
 K: 1401.63
 LVC: 150.00

BVCS: 233+437.52
 BVCE: 150.67

EVCS: 233+587.52
 EVCE: 150.67



CH	233+200	233+225	233+250	233+275	233+300	233+325	233+350	233+375	233+400	233+425	233+450	233+475	233+500	233+525	233+550	233+575	233+600	233+625	233+650	233+675	233+700	233+725	233+750	233+775	233+800	233+825	233+850	233+875	233+900
HCD	L=191.42m										L=323.55m R=1750.00m										L=390.46m								
VCD	Grade (0.06%) Tangent Length (237.50) Chainage (233+437.52) Elevation (150.67)										Grade (-0.05%) Tangent Length (332.12) Chainage (233+919.65) Elevation (150.51)																		
P.G.L	150.472	150.544	150.558	150.573	150.587	150.602	150.616	150.630	150.645	150.659	150.673	150.683	150.689	150.690	150.686	150.679	150.667	150.655	150.642	150.630	150.618	150.605	150.593	150.581	150.569	150.556	150.544	150.532	150.520
N.S.L	150.472	150.449	150.500	150.458	150.420	150.457	150.474	150.506	150.594	150.603	150.629	150.641	150.661	150.701	150.730	150.687	150.691	150.665	150.648	150.642	150.612	150.501	150.425	150.362	150.332	150.325	150.361	150.361	150.361
CH	233+200	233+225	233+250	233+275	233+300	233+325	233+350	233+375	233+400	233+425	233+450	233+475	233+500	233+525	233+550	233+575	233+600	233+625	233+650	233+675	233+700	233+725	233+750	233+775	233+800	233+825	233+850	233+875	233+900



NOTES
 1:- ALL DIMENSIONS AND ARE IN METERS.

LEGEND

REV.	REVISION/ISSUE	DATE

TENDER DRAWINGS

PROJECT:
 CONSTRUCTION OF DG KHAN - DI KHAN SECTION OF N-55 AS 4- LANE HIGHWAY (208 Km) PACKAGE-2 (Km 233+200 TO 329+700)

CLIENT:
 NATIONAL HIGHWAYS AUTHORITY (NHA)

CONSULTANTS:

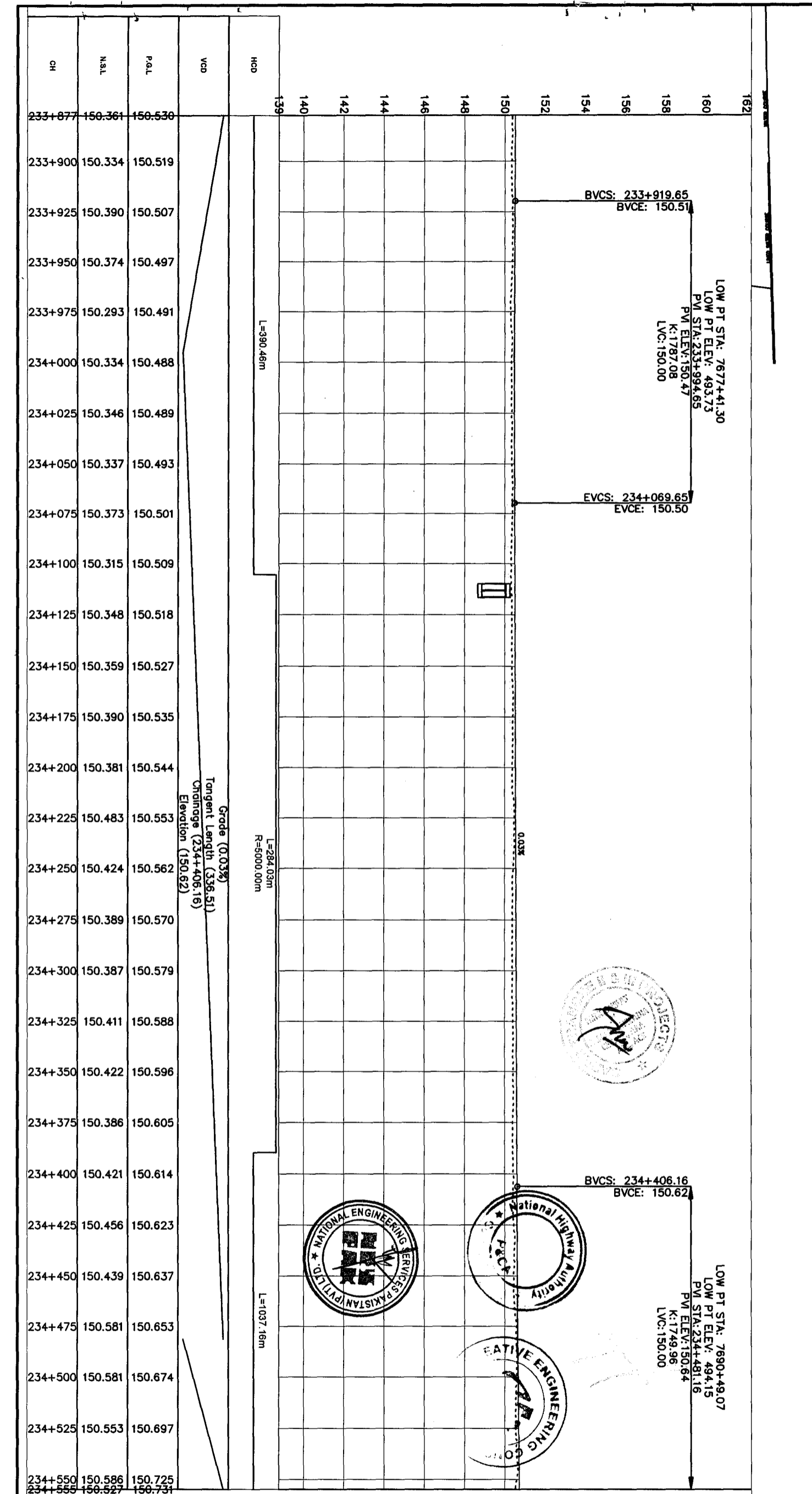
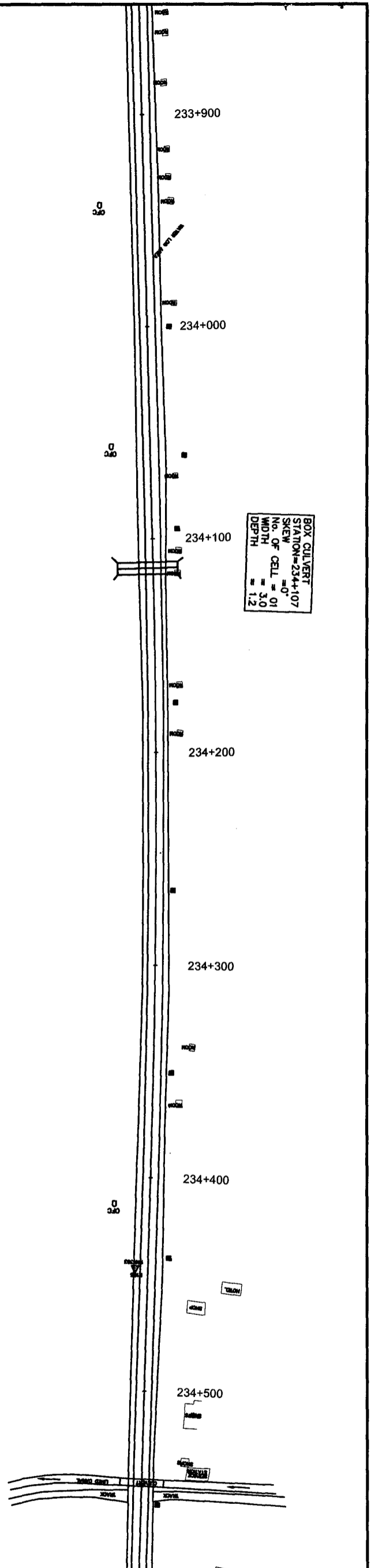
- MINCONSULT. SDN BHD in Joint Venture With
- SAMAN CORPORATION
- SHELADIA ASSOCIATES
- CEC
- AAA
- ACE
- AA
- ACC

DRAWING TITLE:
 PLAN & PROFILE
 233+200.00 - 233+877.42

DESIGN BY: S.M	SHEET NO: 1 OF 157
DRAWN BY: S.M	SCALE: H = 1:2000 V = 1:100
CHECKED BY: A.S	DATE: APRIL, 2024
APPROVED BY:	REVISION:

CAD FILE NAME:
 CAREC/T-III/TD/01

BOX CULVERT
 STATION=234+107
 SKEW = 0°
 No. OF CELL = 01
 WIDTH = 3.0
 DEPTH = 1.2



LOW PT STA: 7677+41.30
 LOW PT ELEV: 493.73
 PVI STA: 233+994.65
 PVI ELEV: 150.47
 K: 1787.08
 LVC: 150.00

BVCS: 234+069.65
 EVCS: 150.50

BVCS: 234+406.16
 BVCE: 150.62




LOW PT STA: 7690+49.07
 LOW PT ELEV: 494.15
 PVI STA: 234+481.16
 PVI ELEV: 150.64
 K: 1749.96
 LVC: 150.00

Grade (0.03%)
 Tangent Length (336.51)
 Chainage (234+406.16)
 Elevation (150.62)

L=390.46m

L=284.03m
 R=5000.00m

L=1037.16m



NOTES
 1- ALL DIMENSIONS AND ARE IN METERS

LEGEND






REV	REVISION/ISSUE	DATE
	TENDER DRAWINGS	

PROJECT:
 CONSTRUCTION OF DG KHAN - DI KHAN SECTION OF N-65 AS 4-LANE HIGHWAY (208 Km) PACKAGE-2 (Km 233+200 TO 329+700)

CLIENT:
 NATIONAL HIGHWAYS AUTHORITY (NHA)

CONSULTANTS:

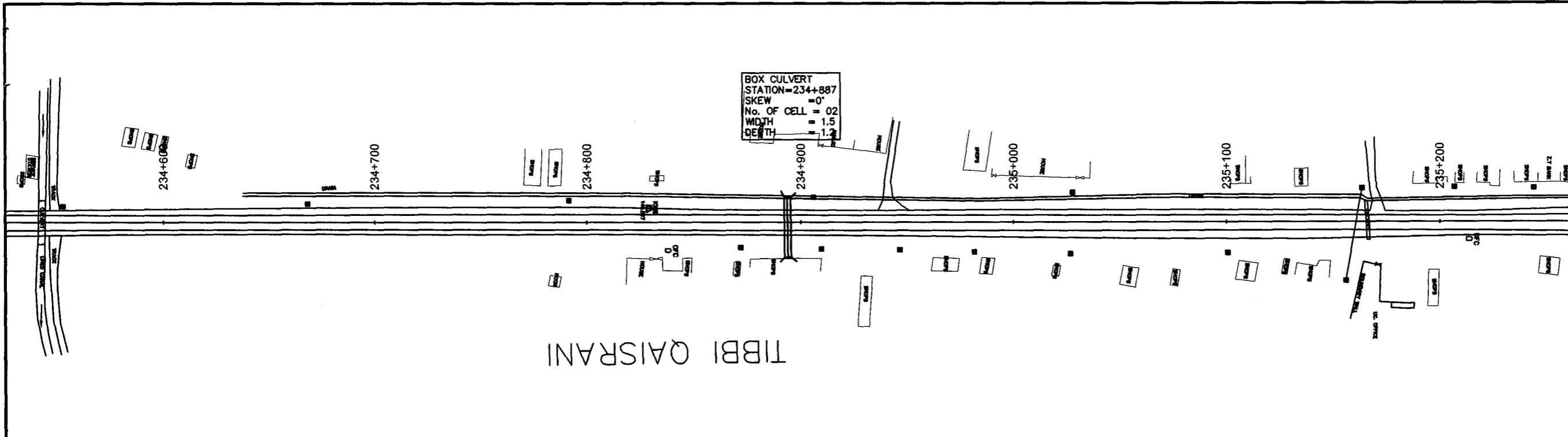
- MINCONSULT, T. SON BHD
In Joint Venture With
- SAMAN CORPORATION
- SHELDIA ASSOCIATES

 CEC
 AAA
 ACE
 AA
 ACC

DRAWING TITLE:
 PLAN & PROFILE
 233+877.42 - 234+554.95

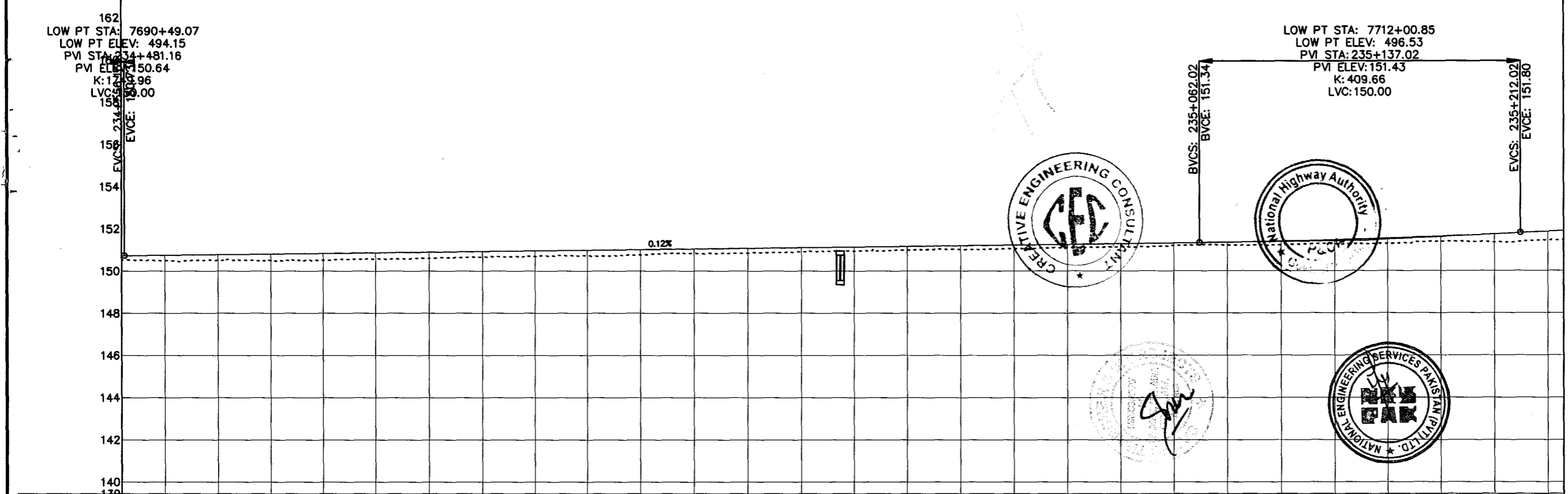
DESIGN BY: S.M.
 SHEET NO: 2 OF 197
 SCALE: H=1:2000, V=1:1000
 CHECKED BY: A.S.
 DATE: APRIL, 2024
 APPROVED BY: REVISION:

CAD FILE NAME:
 CARECT-III/7D/01



BOX CULVERT
 STATION=234+887
 SKEW = 0°
 No. OF CELL = 02
 WIDTH = 1.5
 DEPTH = 1.2

TIBBI QAISRANI



Station	CH	N.S.L	P.G.L	VCD	HCD
234+555	150.527	150.502	150.751		
234+575	150.507	150.507	150.755		
234+600	150.514	150.507	150.785		
234+625	150.514	150.507	150.815		
234+650	150.514	150.514	150.845		
234+675	150.587	150.587	150.875		
234+700	150.606	150.606	150.905		
234+725	150.685	150.685	150.936		
234+750	150.692	150.692	150.966		
234+775	150.709	150.709	150.996		
234+800	150.768	150.768	151.026		
234+825	150.839	150.839	151.056		
234+850	150.845	150.845	151.086		
234+875	150.897	150.897	151.116		
234+900	150.939	150.939	151.146		
234+925	150.990	150.990	151.177		
234+950	151.022	151.022	151.207		
234+975	151.061	151.061	151.237		
235+000	151.097	151.097	151.267		
235+025	151.143	151.143	151.297		
235+050	151.199	151.199	151.327		
235+075	151.224	151.224	151.359		
235+100	151.236	151.236	151.405		
235+125	151.266	151.266	151.466		
235+150	151.291	151.291	151.542		
235+175	151.384	151.384	151.634		
235+200	151.347	151.347	151.740		
235+225	151.443	151.443	151.860		
235+232	151.460	151.460	151.895		

NOTES
 1- ALL DIMENSIONS AND ARE IN METERS.

LEGEND

REV.	REVISION/ISSUE	DATE

PROJECT:
 CONSTRUCTION OF DG KHAN - DI KHAN SECTION OF N-55 AS 4- LANE HIGHWAY (208 Km) PACKAGE-2 (Km 233+200 TO 329+700)


CLIENT:
 NATIONAL HIGHWAYS AUTHORITY (NHA)

CONSULTANTS:
 MINCONSULT. SDN BHD In Joint Venture With SAMAN CORPORATION
 SHELADIA ASSOCIATES
 CEC
 AAA
 ACE
 AA
 ACC

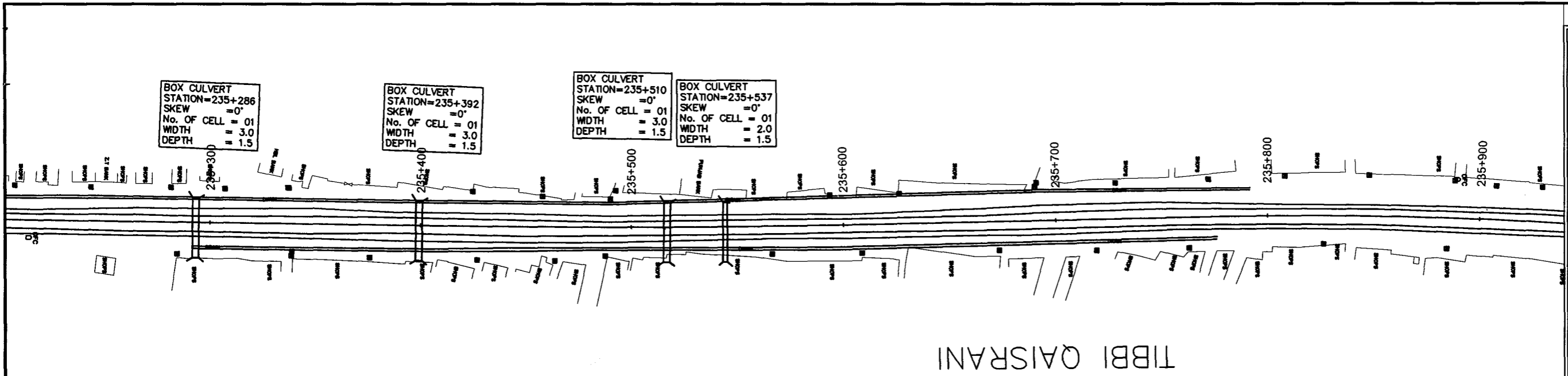
DRAWING TITLE:
 PLAN & PROFILE
 234+554.85 - 235+232.27

DESIGN BY:	SHEET NO:
S.M	3 OF 157
DRAWN BY:	SCALE: H = 1:2000 V = 1:100
S.M	
CHECKED BY:	DATE:
A.S	APRIL, 2024
APPROVED BY:	REVISION:

CAD FILE NAME:
 CAREC/T-III/TD/01



Signature



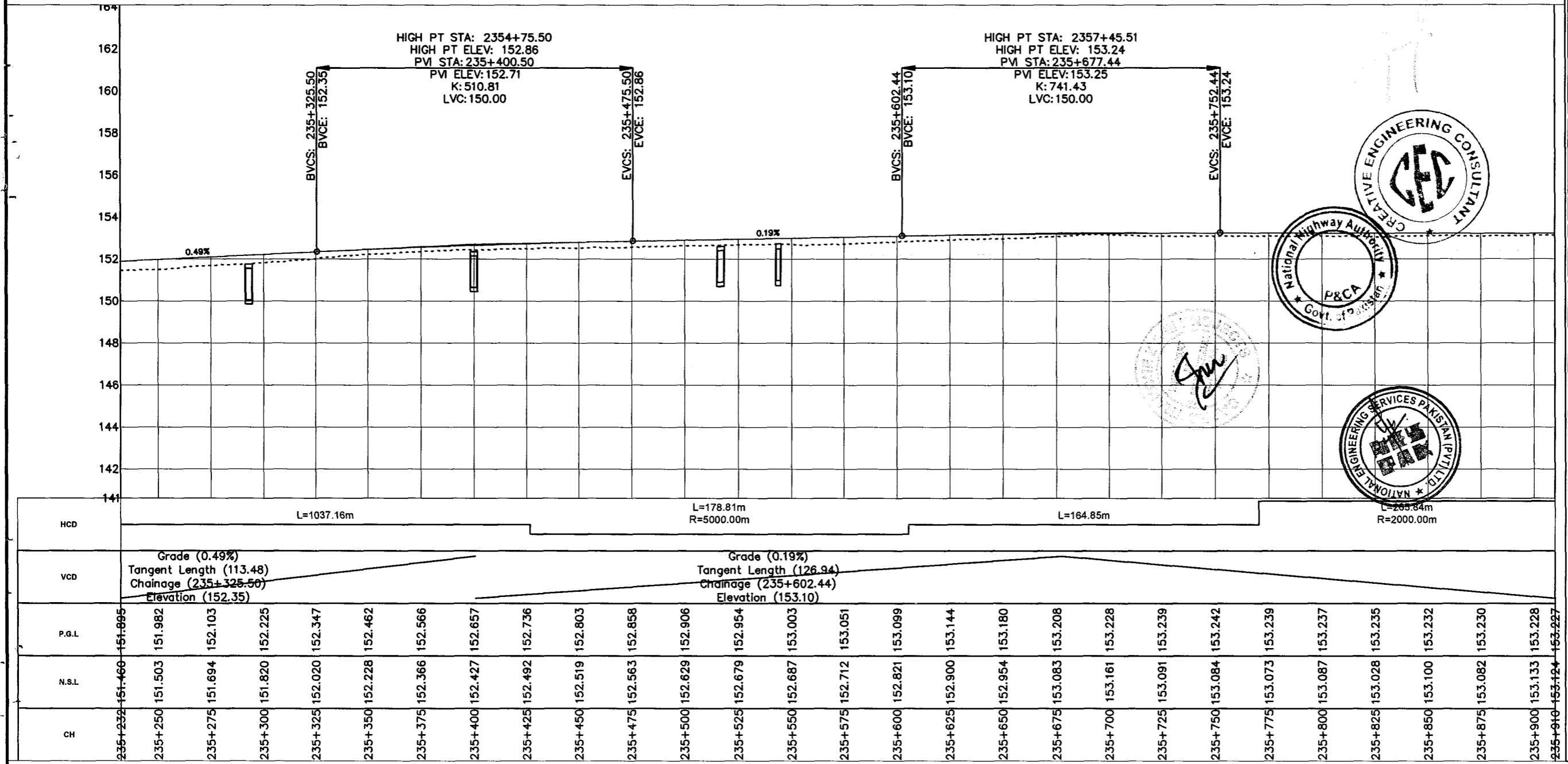
BOX CULVERT
STATION=235+286
SKEW = 0°
No. OF CELL = 01
WIDTH = 3.0
DEPTH = 1.5

BOX CULVERT
STATION=235+392
SKEW = 0°
No. OF CELL = 01
WIDTH = 3.0
DEPTH = 1.5

BOX CULVERT
STATION=235+510
SKEW = 0°
No. OF CELL = 01
WIDTH = 3.0
DEPTH = 1.5

BOX CULVERT
STATION=235+537
SKEW = 0°
No. OF CELL = 01
WIDTH = 2.0
DEPTH = 1.5

TIBBI QAISRANI



NOTES
1:- ALL DIMENSIONS AND ARE IN METERS.

LEGEND

REV.	REVISION/ISSUE	DATE

PROJECT:
CONSTRUCTION OF DG KHAN - DI KHAN SECTION OF N-55 AS 4- LANE HIGHWAY (208 Km) PACKAGE-2 (Km 233+200 TO 329+700)

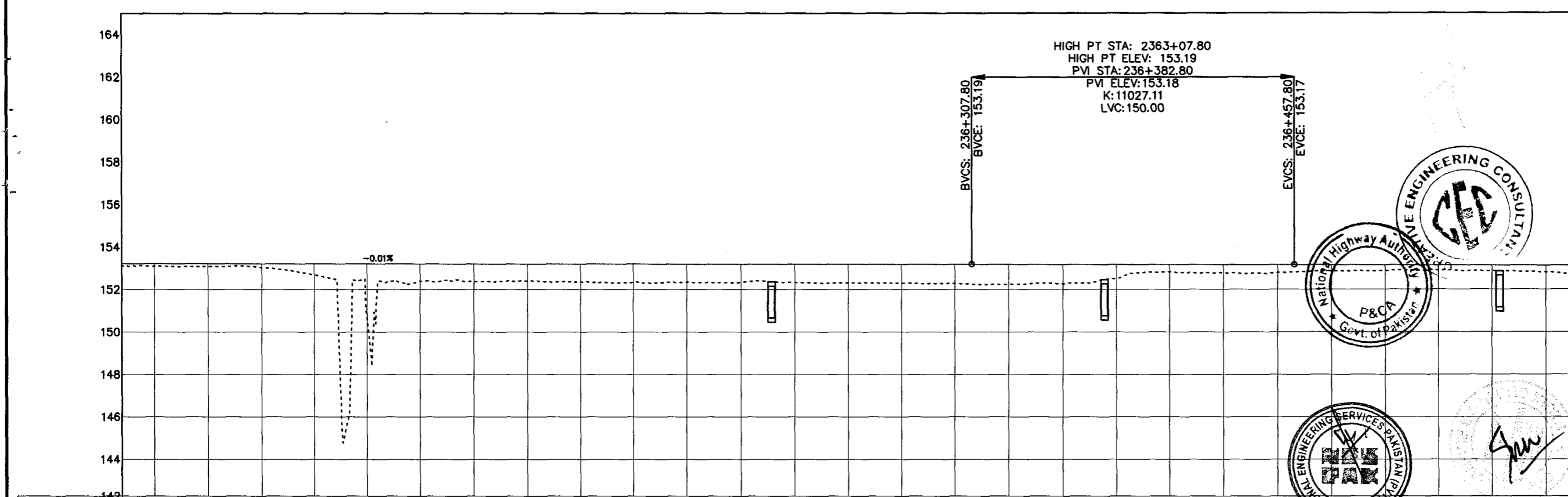
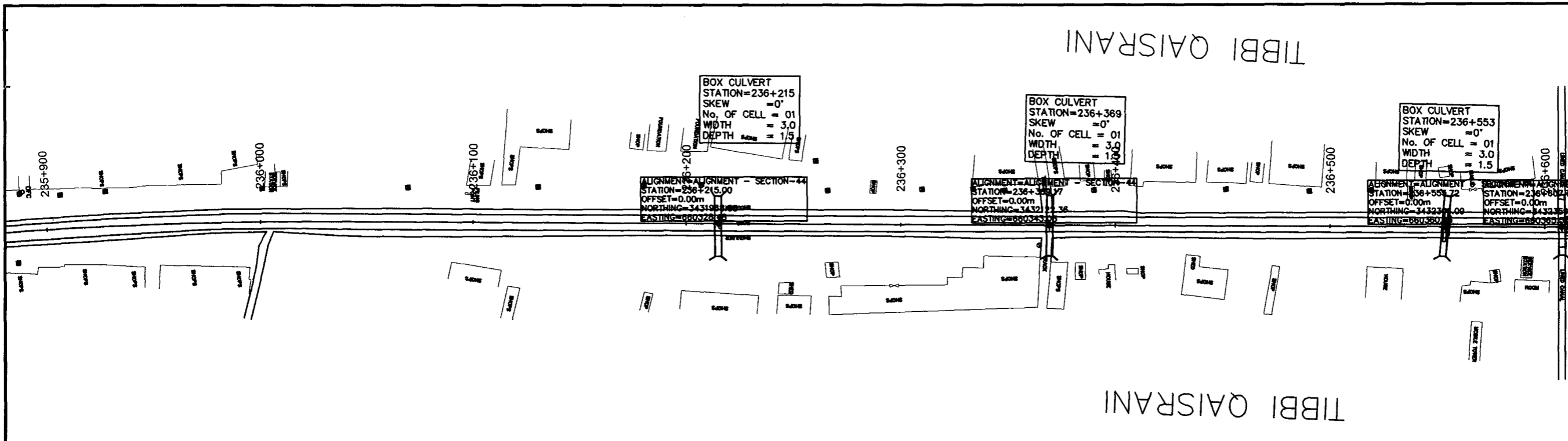
CLIENT:
NATIONAL HIGHWAYS AUTHORITY (NHA)

CONSULTANTS:
 MINCONSULT. SDN BHD
 In Joint Venture With
 SAMAN CORPORATION
 SHELADIA ASSOCIATES
 CEC
 AAA
 ACE
 AA
 ACC

DRAWING TITLE:
PLAN & PROFILE
235+232.27 - 235+909.69

DESIGN BY: S.M	SHEET NO: 4 OF 157
DRAWN BY: S.M	SCALE: H = 1:2000 V = 1:100
CHECKED BY: A.S	DATE: APRIL, 2024
APPROVED BY:	REVISION:

CAD FILE NAME:
CAREC/T-III/TD/01



HCD	L=265.84m R=2000.00m		L=719.31m																										
VCD	Grade (-0.01%) Tangent Length (555.36) Chainage (236+307.80) Elevation (153.19)																												
P.G.L	235+910	235+925	235+950	235+975	236+000	236+025	236+050	236+075	236+100	236+125	236+150	236+175	236+200	236+225	236+250	236+275	236+300	236+325	236+350	236+375	236+400	236+425	236+450	236+475	236+500	236+525	236+550	236+575	236+600
N.S.L	153.227	153.118	153.091	153.037	152.893	150.626	152.404	152.372	152.407	152.359	152.338	152.343	152.351	152.336	152.317	152.296	152.285	152.240	152.266	152.511	152.830	152.769	152.793	152.860	152.877	152.909	152.870	152.803	152.752
CH	153.227	153.118	153.091	153.037	152.893	150.626	152.404	152.372	152.407	152.359	152.338	152.343	152.351	152.336	152.317	152.296	152.285	152.240	152.266	152.511	152.830	152.769	152.793	152.860	152.877	152.909	152.870	152.803	152.752

NOTES
1- ALL DIMENSIONS AND ARE IN METERS.

LEGEND

REV.	REVISION/ISSUE	DATE

PROJECT:
CONSTRUCTION OF DG KHAN - DI KHAN SECTION OF N-55 AS 4-LANE HIGHWAY (208 Km) PACKAGE-2 (Km 233+200 TO 329+700)

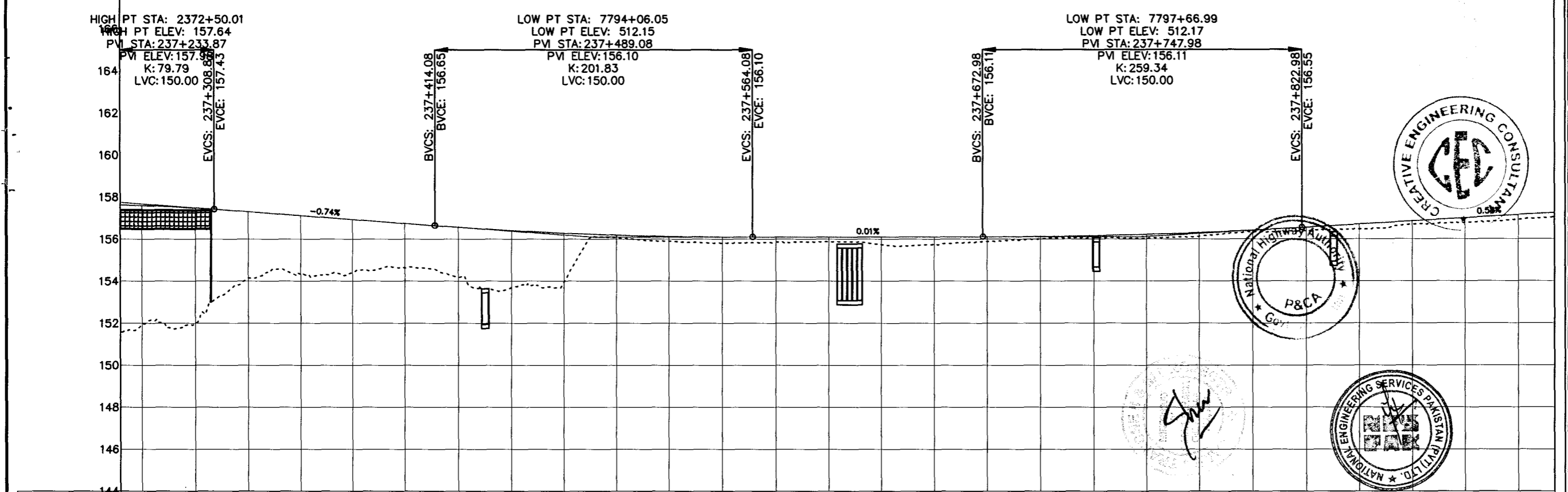
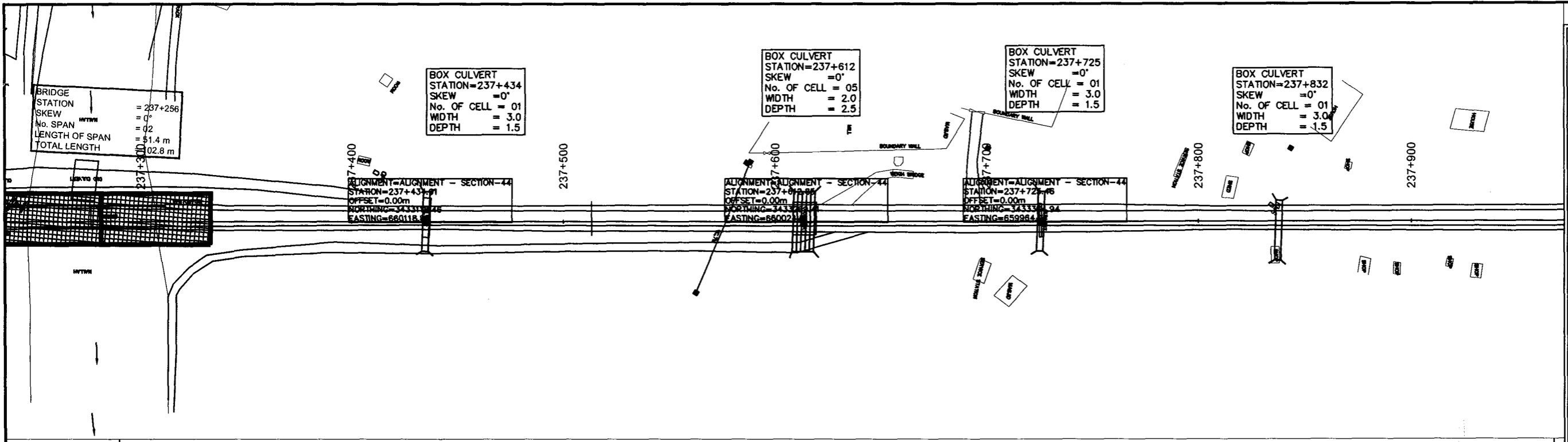
CLIENT:
NATIONAL HIGHWAYS AUTHORITY (NHA)

CONSULTANTS:

DRAWING TITLE:
PLAN & PROFILE
235+909.69 - 236+587.12

DESIGN BY: S.M	SHEET NO: 5 OF 157
DRAWN BY: S.M	SCALE: H = 1:2000 V = 1:100
CHECKED BY: A.S	DATE: APRIL, 2024
APPROVED BY:	REVISION:

CAD FILE NAME:
CAREC/T-III/TD/01



Station	HCD	VCD	P.G.L	N.S.L	CH
237+265			157.631	151.574	
237+275			157.605	151.965	
237+300			157.488	152.015	
237+325			157.308	154.149	
237+350			157.124	154.304	
237+375			156.940	154.430	
237+400			156.755	154.632	
237+425			156.574	154.174	
237+450			156.418	153.688	
237+475			156.294	153.971	
237+500			156.200	156.064	
237+525			156.138	155.910	
237+550			156.106	155.809	
237+575			156.103	155.850	
237+600			156.104	155.871	
237+625			156.105	155.732	
237+650			156.107	155.755	
237+675			156.108	155.882	
237+700			156.124	156.009	
237+725			156.163	156.080	
237+750			156.227	156.019	
237+775			156.314	156.121	
237+800			156.426	156.339	
237+825			156.562	156.374	
237+850			156.708	156.464	
237+875			156.854	156.680	
237+900			157.000	156.768	
237+925			157.146	156.906	
237+942			157.245	157.016	

NOTES
 1- ALL DIMENSIONS AND ARE IN METERS.

LEGEND

REV.	REVISION/ISSUE	DATE

TENDER DRAWINGS

PROJECT:
 CONSTRUCTION OF DG KHAN - DI KHAN SECTION OF N-55 AS 4- LANE HIGHWAY (208 Km) PACKAGE-2 (Km 233+200 TO 329+700)

CLIENT:
 NATIONAL HIGHWAYS AUTHORITY (NHA)

CONSULTANTS:

- MINCONSULT. SDN BHD In Joint Venture With
- SAMAN CORPORATION
- SHELADIA ASSOCIATES
- CEC
- AAA
- ACE
- AA
- ACC

DRAWING TITLE:
 PLAN & PROFILE
 237+264.54 - 237+941.96

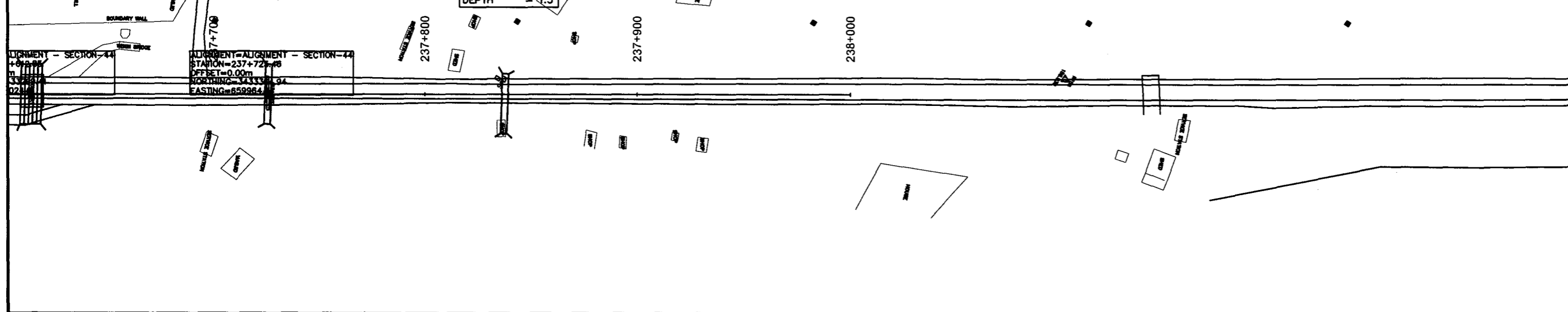
DESIGN BY: S.M	SHEET NO.: 7 OF 157
DRAWN BY: S.M	SCALE: H = 1:2000 V = 1:100
CHECKED BY: A.S	DATE: APRIL, 2024
APPROVED BY:	REVISION:

CAD FILE NAME:
 CAREC/T-III/TD/01

BOX CULVERT
STATION=237+612
SKEW = 0°
No. OF CELL = 05
WIDTH = 2.0
DEPTH = 2.5

BOX CULVERT
STATION=237+725
SKEW = 0°
No. OF CELL = 01
WIDTH = 3.0
DEPTH = 1.5

BOX CULVERT
STATION=237+832
SKEW = 0°
No. OF CELL = 01
WIDTH = 3.0
DEPTH = 1.5



ALIGNMENT - SECTION-44
STATION=237+725
OFFSET=0.00m
NORTHING=34333.04
EASTING=659864.02

237+700


237+800

237+900

238+000

168
166
164
162
160
158
156
154
152
150
148
146
146

HCD	L=918.28m			
VCD	[Profile Line]			
P.G.L	237+942	237+950	237+975	238+000
N.S.L	157.245	157.292	157.438	157.584
CH	157.016	157.066	157.192	157.451



NOTES
1:- ALL DIMENSIONS AND ARE IN METERS.

LEGEND

REV.	REVISION/ISSUE	DATE
------	----------------	------

PROJECT:
CONSTRUCTION OF DG KHAN - DI KHAN SECTION OF N-55 AS 4- LANE HIGHWAY (208 Km) PACKAGE-2 (Km 233+200 TO 329+700)

CLIENT:
NATIONAL HIGHWAYS AUTHORITY (NHA)

CONSULTANTS:
MINCONSULT. SDN BHD
SAMAN CORPORATION
SHELADIA ASSOCIATES
CEC
AAA
ACE
AA
ACC

DRAWING TITLE:
PLAN & PROFILE
237+941.96 - 238+000.00

DESIGN BY: S.M	SHEET NO: 8 OF 157
DRAWN BY: S.M	SCALE: H = 1:2000 V = 1:100
CHECKED BY: A.S	DATE: APRIL, 2024
APPROVED BY:	REVISION:

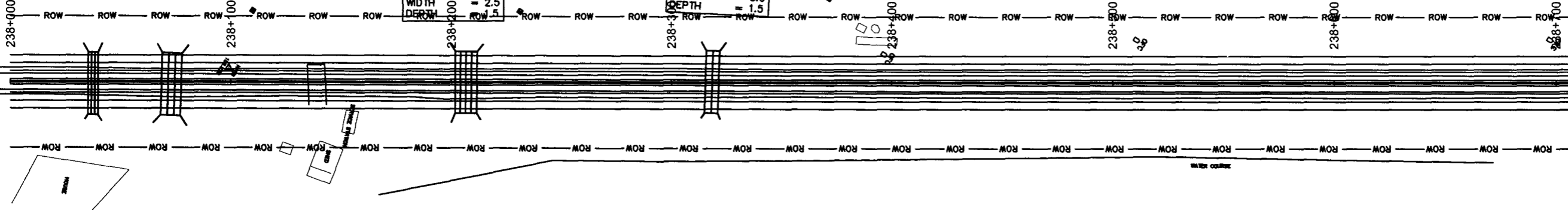
CAD FILE NAME:
CAREC/T-III/TD/01

BOX CULVERT
STATION=238+036
SKEW = 3°
No. OF CELL = 03
WIDTH = 1.5
DEPTH = 1.0

BOX CULVERT
STATION=238+069
SKEW = 0°
No. OF CELL = 03
WIDTH = 3.0
DEPTH = 1.5

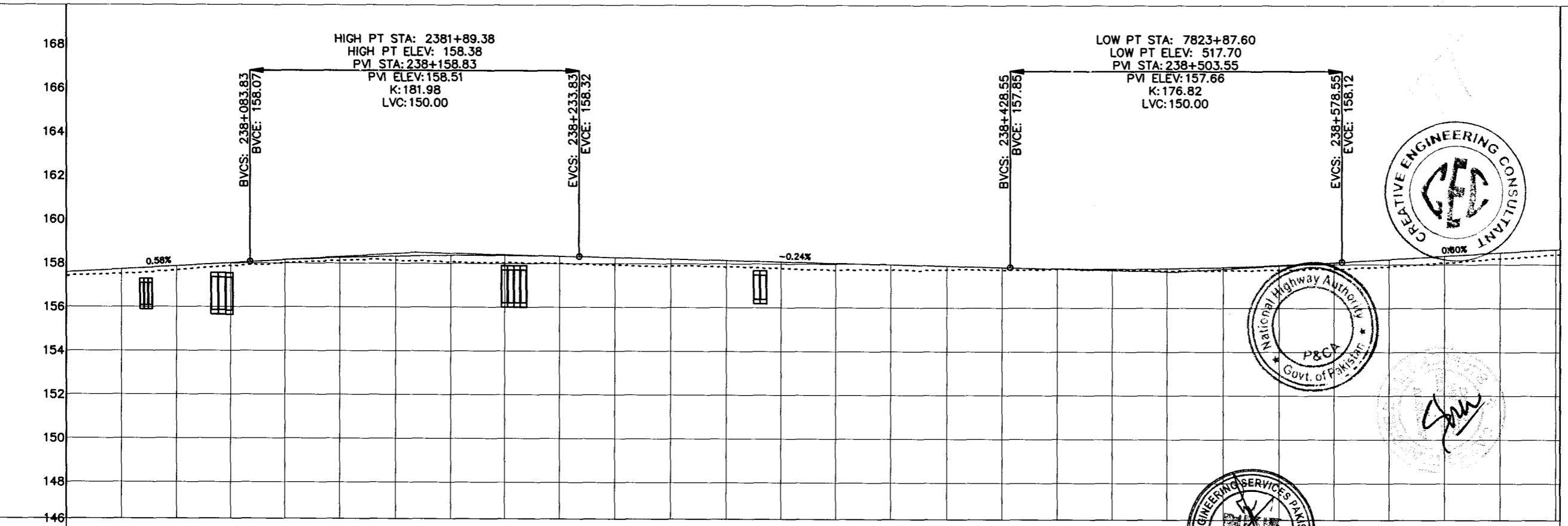
BOX CULVERT
STATION=238+204
SKEW = 0°
No. OF CELL = 04
WIDTH = 2.5
DEPTH = 1.5

BOX CULVERT
STATION=238+315
SKEW = 0°
No. OF CELL = 02
WIDTH = 3.0
DEPTH = 1.5



HIGH PT STA: 2381+89.38
HIGH PT ELEV: 158.38
PVI STA: 238+158.83
PVI ELEV: 158.51
K: 181.98
LVC: 150.00

LOW PT STA: 7823+87.60
LOW PT ELEV: 517.70
PVI STA: 238+503.55
PVI ELEV: 157.66
K: 176.82
LVC: 150.00



Station	Elevation (H)	Elevation (N.S.L)	Elevation (P.G.L)
238+000	157.416	157.584	
238+025	157.502	157.729	
238+050	157.678	157.874	
238+075	157.866	158.019	
238+100	158.012	158.157	
238+125	158.123	158.262	
238+150	158.146	158.334	
238+175	158.086	158.371	
238+200	158.034	158.373	
238+225	158.009	158.341	
238+250	157.942	158.283	
238+275	157.890	158.221	
238+300	157.851	158.160	
238+325	157.793	158.099	
238+350	157.717	158.038	
238+375	157.742	157.977	
238+400	157.752	157.916	
238+425	157.738	157.855	
238+450	157.772	157.807	
238+475	157.738	157.794	
238+500	157.699	157.816	
238+525	157.714	157.874	
238+550	157.744	157.967	
238+575	157.791	158.095	
238+600	157.904	158.246	
238+625	158.082	158.397	
238+650	158.270	158.548	
238+675	158.461	158.699	

NOTES
1:- ALL DIMENSIONS AND ARE IN METERS.

LEGEND

REV.	REVISION/ISSUE	DATE

PROJECT:
CONSTRUCTION OF DG KHAN - DI KHAN SECTION OF N-55 AS 4- LANE HIGHWAY (208 Km) PACKAGE-2 (Km 233+200 TO 329+700)

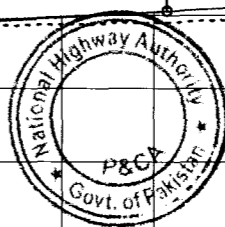

CLIENT:
NATIONAL HIGHWAYS AUTHORITY (NHA)

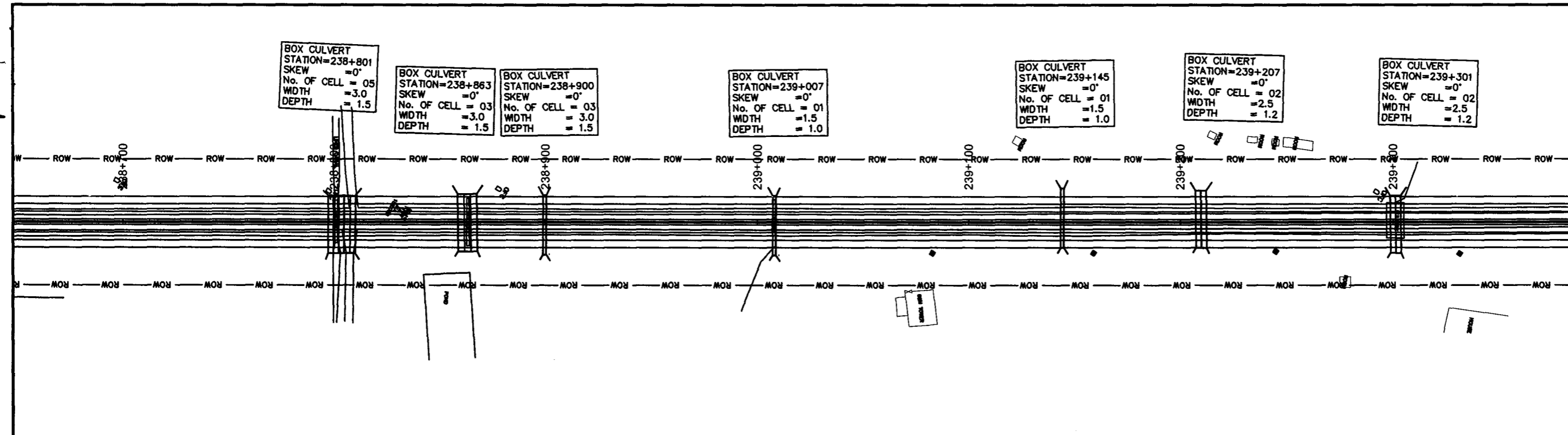
CONSULTANTS:
MINCONSULT. SDN BHD In Joint Venture With
SAMAN CORPORATION
SHELADIA ASSOCIATES
CEC
AAA
ACE
AA
ACC

DRAWING TITLE:
PLAN & PROFILE
238+000.00 - 238+677.00

DESIGN BY:	SHEET NO:
S.M	9 of 157
DRAWN BY:	SCALE:
S.M	H = 1:2000 V = 1:100
CHECKED BY:	DATE:
A.S	APRIL, 2024
APPROVED BY:	REVISION:

CAD FILE NAME:
CAREC/T-III/TD/027





NOTES

1:- ALL DIMENSIONS AND ARE IN METERS.

LEGEND

REV.	REVISION/ISSUE	DATE

PROJECT:

CONSTRUCTION OF DG KHAN - DI KHAN SECTION OF N-55 AS 4- LANE HIGHWAY (208 Km) PACKAGE-2 (Km 233+200 TO 329+700)

CLIENT:

NATIONAL HIGHWAYS AUTHORITY (NHA)

- CONSULTANTS:**
- MINCONSULT. SDN BHD
In Joint Venture With
 - SAMAN CORPORATION
 - SHELADIA ASSOCIATES
 - CEC
 - AAA
 - ACE
 - AA
 - ACC




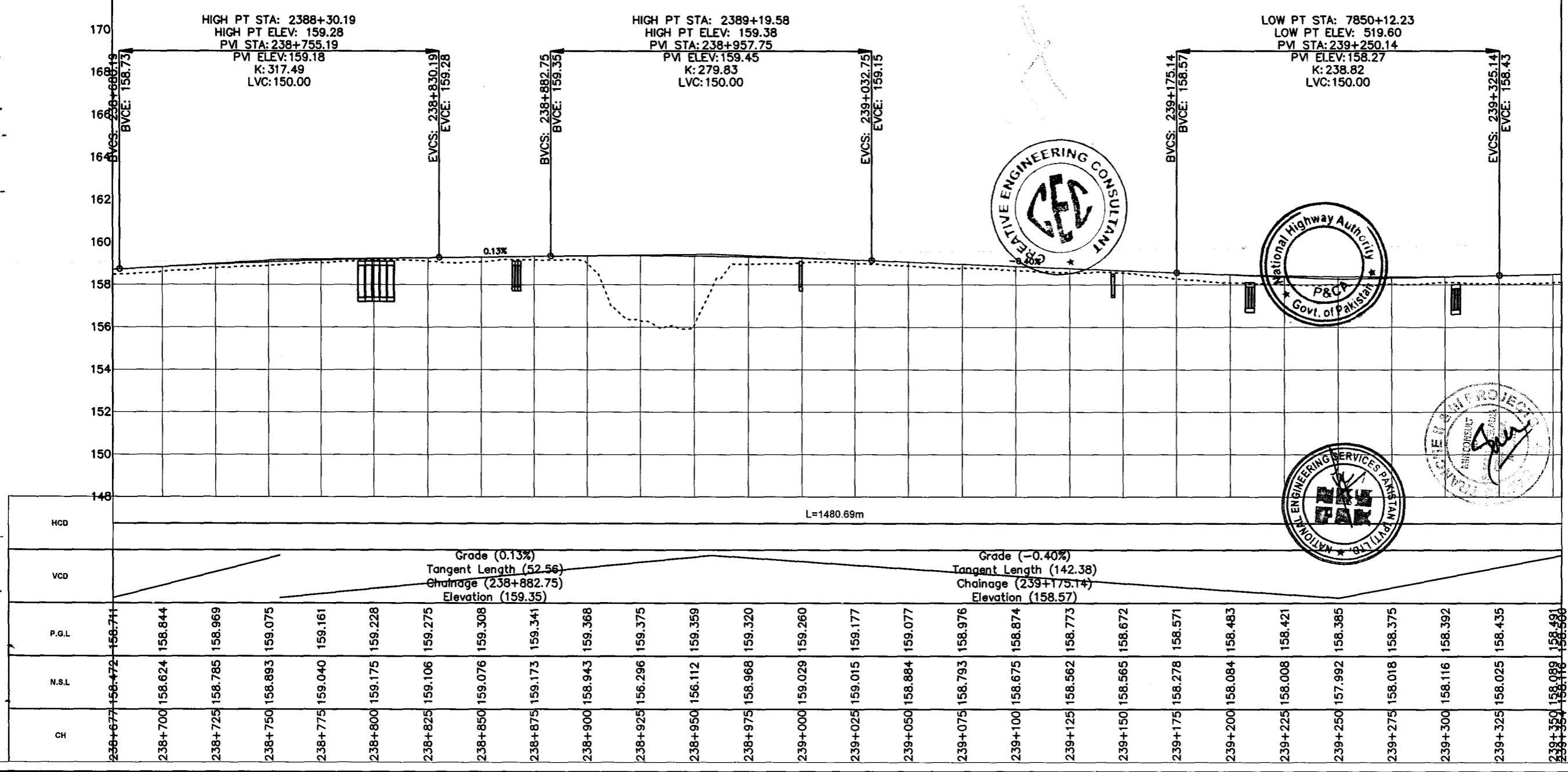
DRAWING TITLE:


PLAN & PROFILE
238+677.00 - 239+354.00

DESIGN BY: S.M	SHEET NO: 10 of 157
DRAWN BY: S.M	SCALE: H = 1:2000 V = 1:100
CHECKED BY: A.S	DATE: APRIL, 2024
APPROVED BY:	REVISION:

CAD FILE NAME:

CAREC/T-III/TD/027





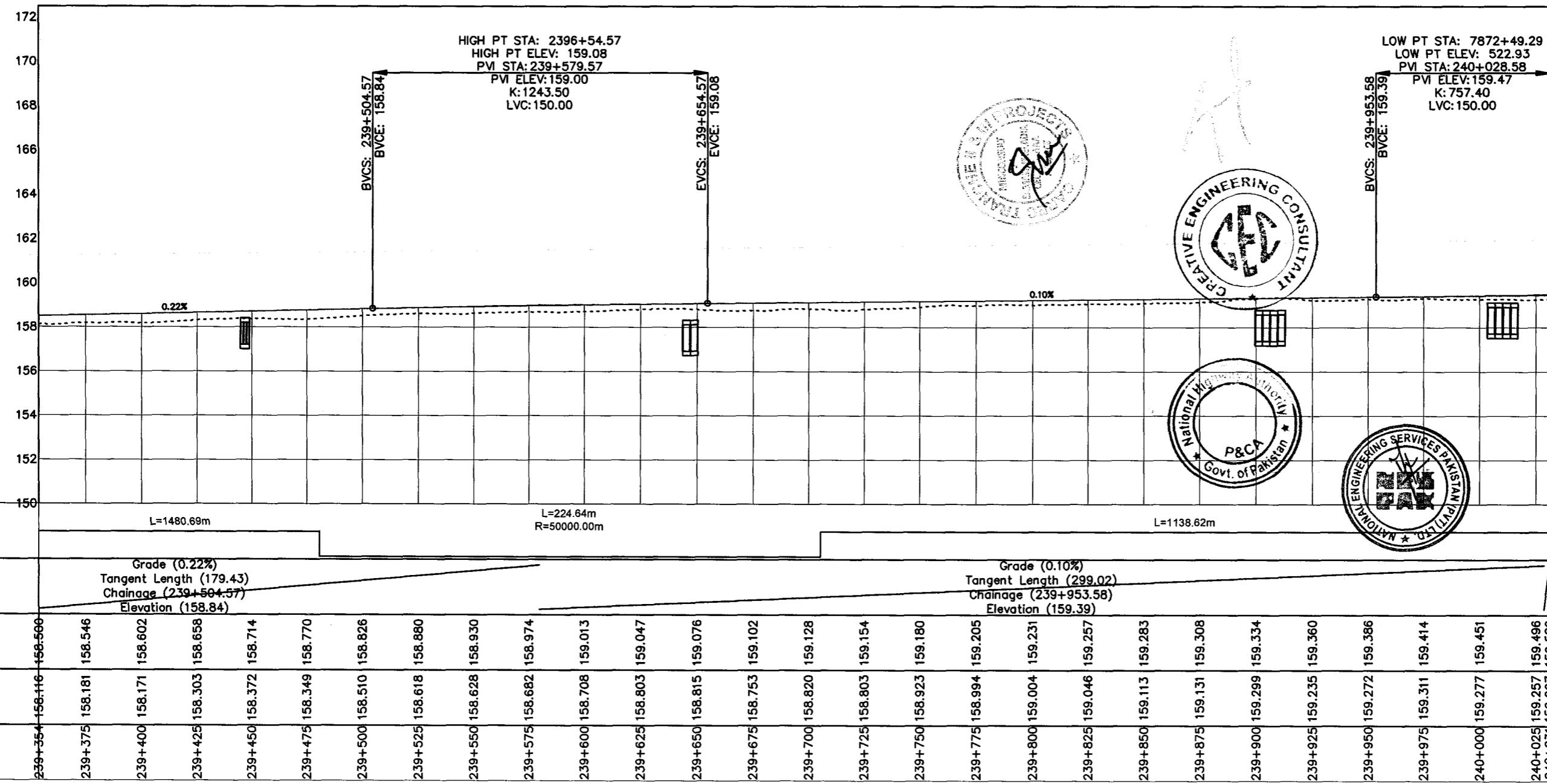
BOX CULVERT
 STATION=239+455
 SKEW = 0°
 No. OF CELL = 02
 WIDTH = 3.0
 DEPTH = 1.2

BOX CULVERT
 STATION=239+645
 SKEW = 0°
 No. OF CELL = 02
 WIDTH = 3.0
 DEPTH = 1.2

BOX CULVERT
 STATION=239+906
 SKEW = 0°
 No. OF CELL = 03
 WIDTH = 3
 DEPTH = 1.2

BOX CULVERT
 STATION=240+018
 SKEW = 0°
 No. OF CELL = 03
 WIDTH = 3.0
 DEPTH = 1.2

DAUD MOR



NOTES
 1: ALL DIMENSIONS AND ARE IN METERS.

LEGEND

REV.	REVISION/ISSUE	DATE

PROJECT:
 CONSTRUCTION OF DG KHAN - DI KHAN SECTION OF N-55 AS 4-LANE HIGHWAY (208 Km) PACKAGE-2 (Km 233+200 TO 329+700)

CLIENT:
 NATIONAL HIGHWAYS AUTHORITY (NHA)



CONSULTANTS:

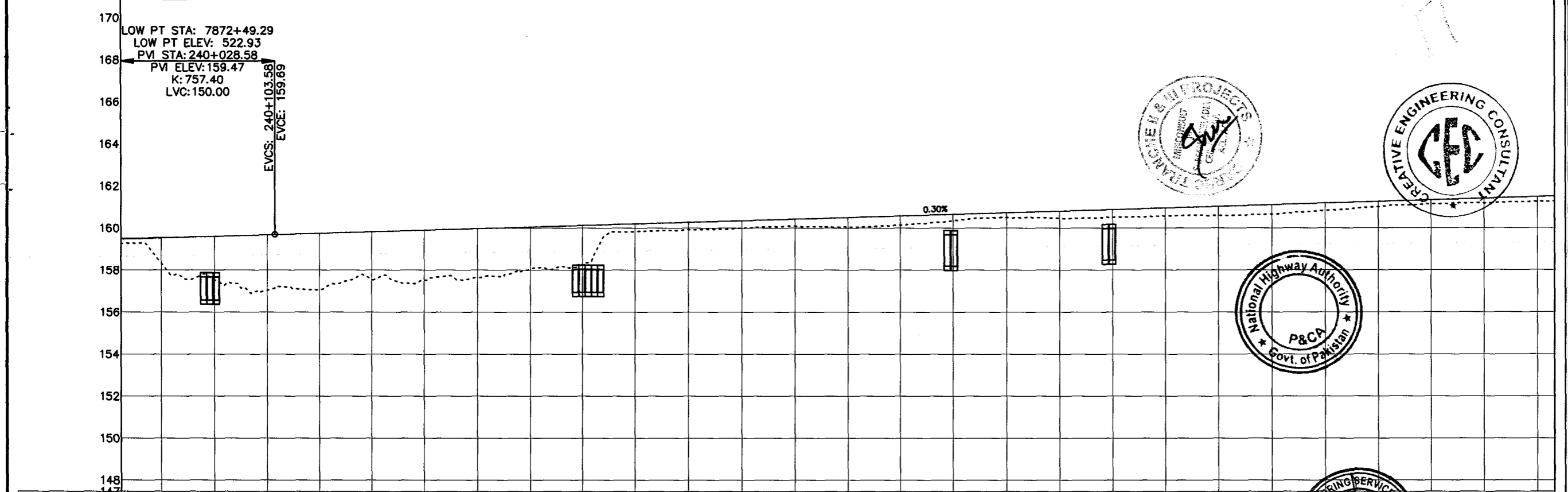
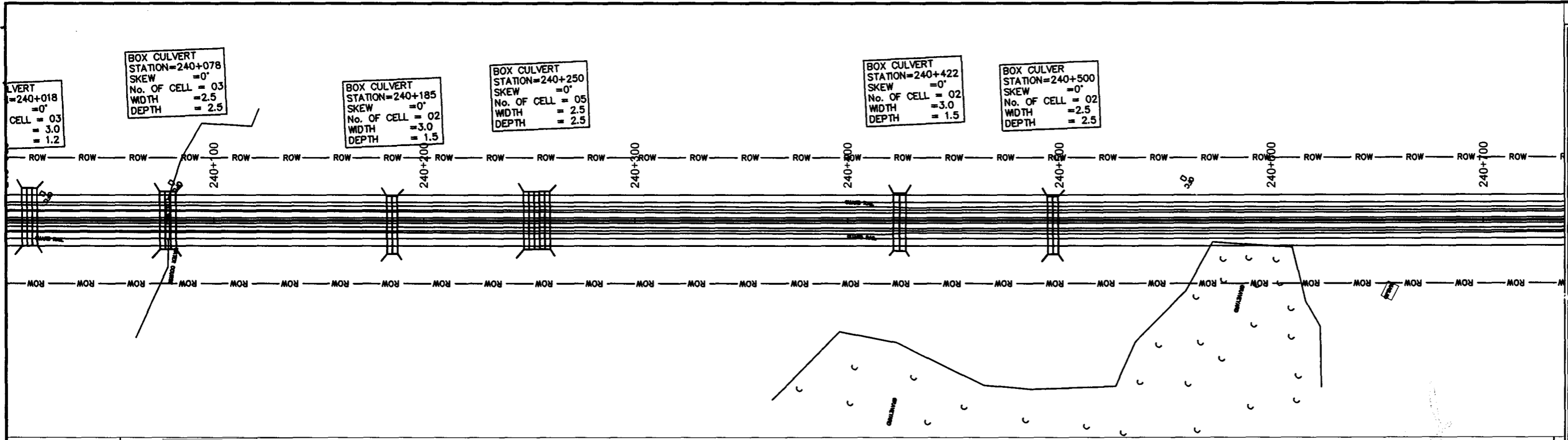
- MINCONSULT, SDN BHD In Joint Venture With
- SAMAN CORPORATION
- SHELADIA ASSOCIATES
- CEC
- AAA
- ACE
- AA
- ACC

DRAWING TITLE:
 PLAN & PROFILE
 239+354.00 - 240+031.00

DESIGN BY: S.M	SHEET NO: 11 of 157
DRAWN BY: S.M	SCALE: H = 1:2000 V = 1:100
CHECKED BY: A.S	DATE: APRIL, 2024
APPROVED BY:	REVISION:

CAD FILE NAME:
 CAREC/T-III/TD/027





Station	CH	N.S.L	P.G.L
240+031	159.267	159.569	
240+050	158.313	159.550	
240+075	157.526	159.612	
240+100	157.040	159.682	
240+125	157.059	159.757	
240+150	157.555	159.832	
240+175	157.520	159.907	
240+200	157.650	159.983	
240+225	158.069	160.058	
240+250	158.267	160.133	
240+275	159.817	160.208	
240+300	159.926	160.284	
240+325	159.993	160.359	
240+350	160.085	160.434	
240+375	160.054	160.509	
240+400	160.138	160.585	
240+425	160.350	160.660	
240+450	160.496	160.735	
240+475	160.462	160.810	
240+500	160.503	160.886	
240+525	160.572	160.961	
240+550	160.595	161.036	
240+575	160.656	161.111	
240+600	160.827	161.187	
240+625	160.998	161.262	
240+650	161.138	161.337	
240+675	161.174	161.412	
240+700	161.251	161.488	
240+708	161.262	161.512	

NOTES
1- ALL DIMENSIONS AND ARE IN METERS.

LEGEND

REV.	REVISION/ISSUE	DATE

PROJECT:
CONSTRUCTION OF DG KHAN - DI KHAN SECTION OF N-55 AS 4- LANE HIGHWAY (208 Km) PACKAGE-2 (Km 233+200 TO 329+700)




CLIENT:
NATIONAL HIGHWAYS AUTHORITY (NHA)

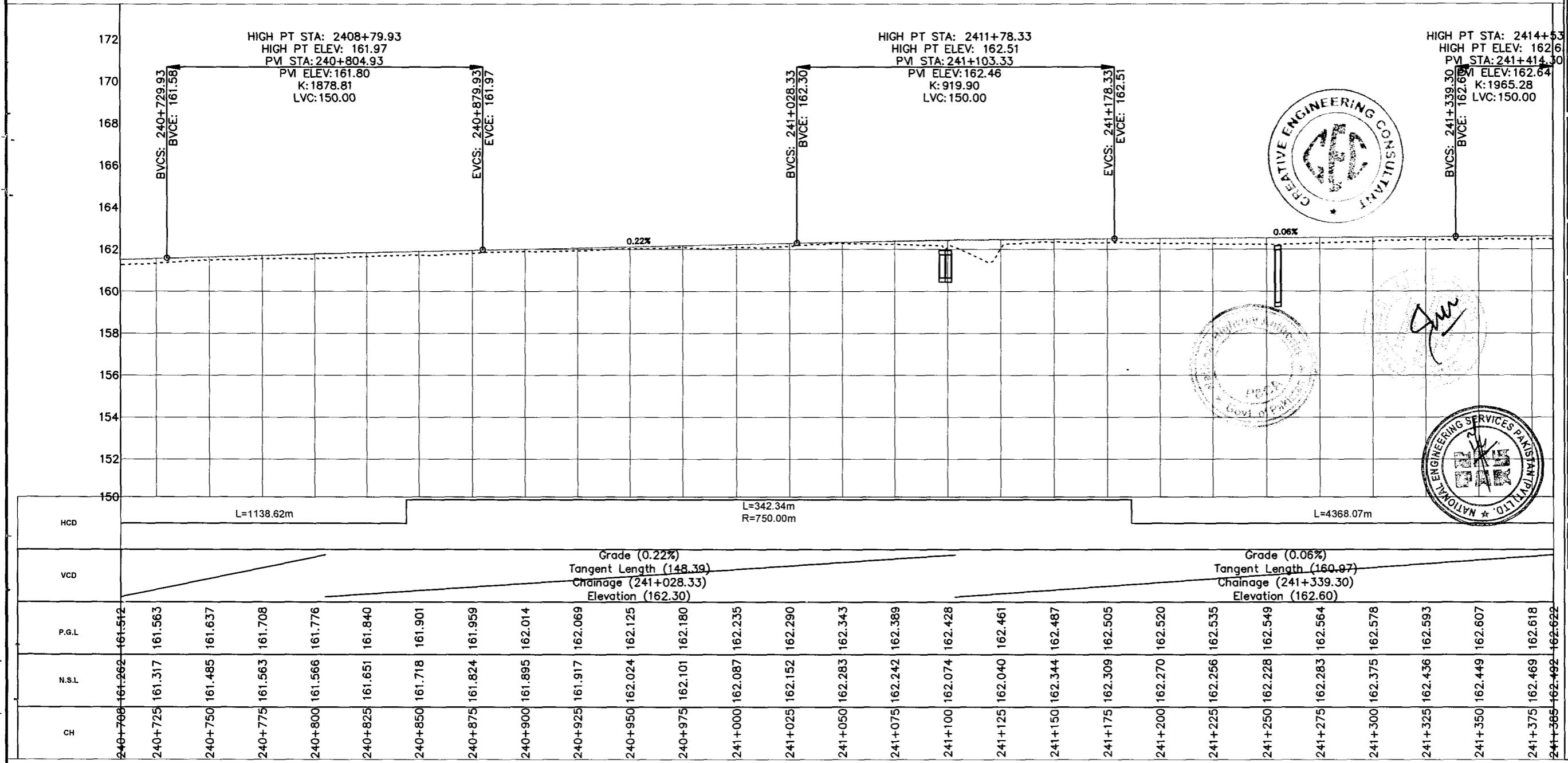
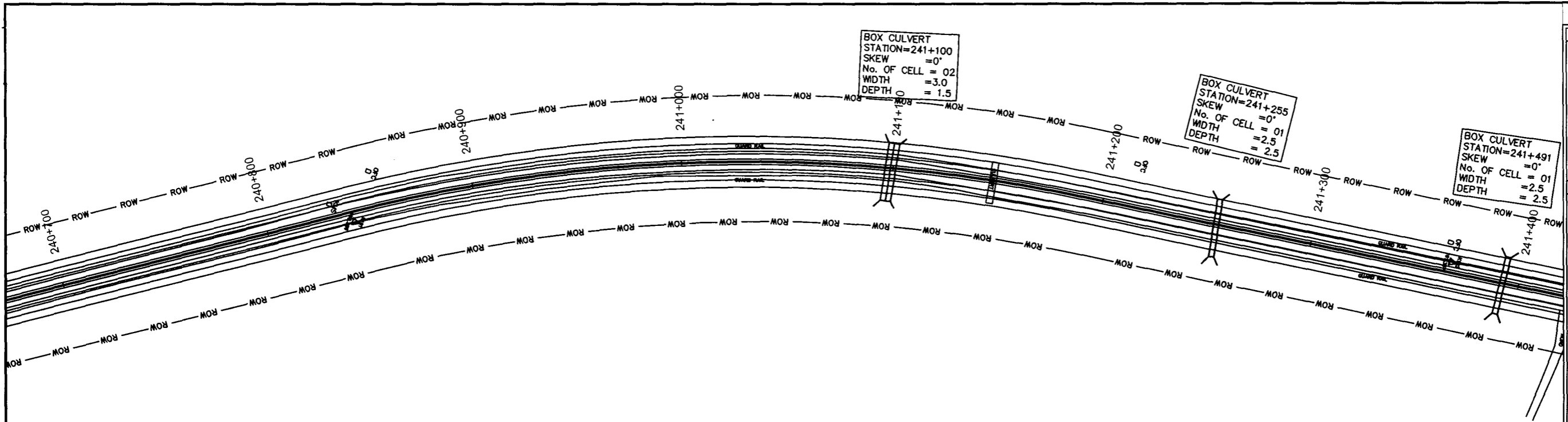
CONSULTANTS:
 MINCONSULT. SDN BHD In Joint Venture With
 SAMAN CORPORATION
 SHELADIA ASSOCIATES
 CEC
 AAA
 ACE
 AA
 ACC

DRAWING TITLE:
PLAN & PROFILE
240+031.00 - 240+708.00

DESIGN BY: S.M	SHEET NO: 12 of 157
DRAWN BY: S.M	SCALE: H = 1:2000 V = 1:100
CHECKED BY: A.S	DATE: APRIL, 2024
APPROVED BY:	REVISION:

CAD FILE NAME:
CAREC/T-III/TD/027





Station	CH	N.S.L	P.G.L	VCD	HCD
240+700	161.262	161.317	161.563		
240+725	161.485	161.563	161.637		
240+750	161.566	161.637	161.708		
240+775	161.651	161.708	161.776		
240+800	161.718	161.776	161.840		
240+825	161.778	161.840	161.901		
240+850	161.824	161.901	161.959		
240+875	161.895	161.959	162.014		
240+900	161.917	162.014	162.069		
240+925	162.024	162.069	162.125		
240+950	162.101	162.125	162.180		
240+975	162.087	162.180	162.235		
241+000	162.152	162.235	162.290		
241+025	162.283	162.290	162.343		
241+050	162.242	162.343	162.389		
241+075	162.074	162.389	162.428		
241+100	162.040	162.428	162.461		
241+125	162.344	162.461	162.487		
241+150	162.309	162.487	162.505		
241+175	162.270	162.505	162.520		
241+200	162.256	162.520	162.535		
241+225	162.228	162.535	162.549		
241+250	162.283	162.549	162.564		
241+275	162.375	162.564	162.578		
241+300	162.436	162.578	162.593		
241+325	162.449	162.593	162.607		
241+350	162.469	162.607	162.618		
241+375	162.492	162.618	162.622		
241+400		162.622			

NOTES
1- ALL DIMENSIONS AND ARE IN METERS.

LEGEND

REV.	REVISION/ISSUE	DATE

PROJECT:
CONSTRUCTION OF DG KHAN - DI KHAN SECTION OF N-55 AS 4-LANE HIGHWAY (208 Km) PACKAGE-2 (Km 233+200 TO 329+700)

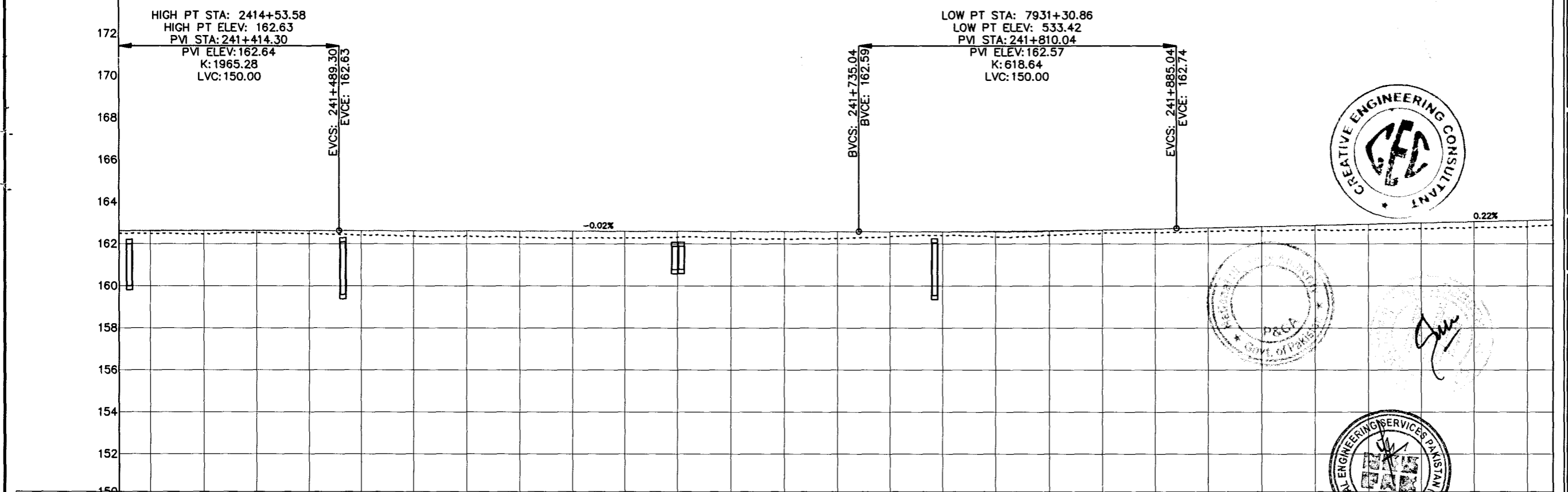
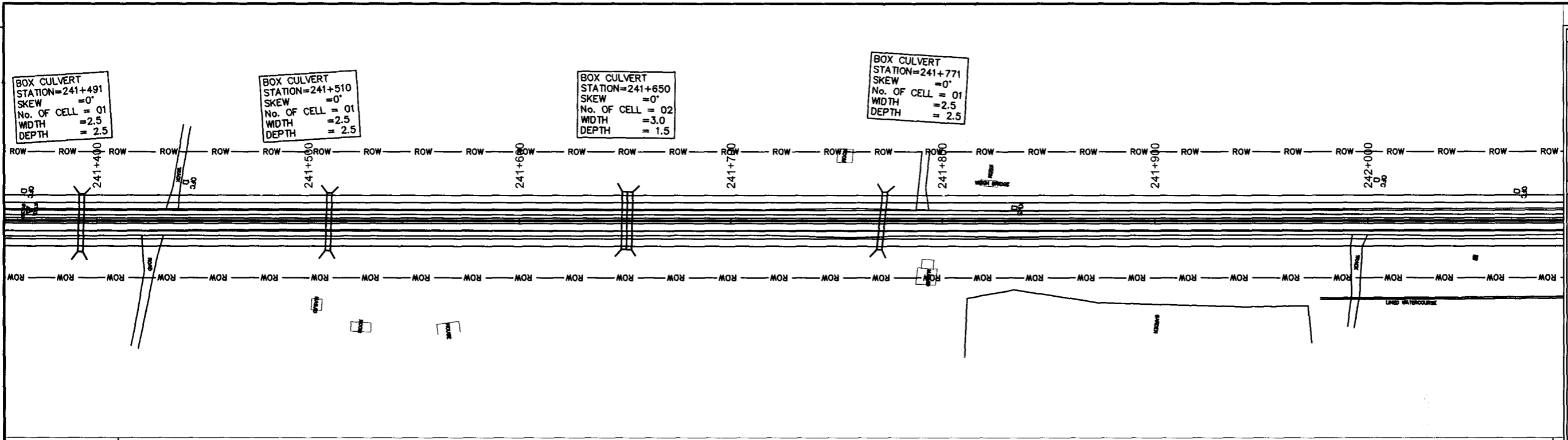
CLIENT:
NHA NATIONAL HIGHWAYS AUTHORITY (NHA)

CONSULTANTS:
 MINCONSULT SDN BHD
 In Joint Venture With
 SAMAN CORPORATION
 SHELADIA ASSOCIATES
 CEC
 AAA
 ACE
 AA
 ACC

DRAWING TITLE:
PLAN & PROFILE
240+708.00 - 241+385.00

DESIGN BY: S.M	SHEET NO.: 13 of 157
DRAWN BY: S.M	SCALE: H = 1:2000 V = 1:100
CHECKED BY: A.S	DATE: APRIL, 2024
APPROVED BY:	REVISION:

CAD FILE NAME:
CAREC/T-III/TD/027



Station	CH	N.S.L	P.G.L	VCD	HCD
241+385	162.492	162.492	162.622		
241+400	162.492	162.492	162.627		
241+425	162.472	162.472	162.632		
241+450	162.524	162.524	162.634		
241+475	162.483	162.483	162.633		
241+500	162.414	162.414	162.629		
241+525	162.360	162.360	162.624		
241+550	162.359	162.359	162.620		
241+575	162.330	162.330	162.615		
241+600	162.266	162.266	162.611		
241+625	162.288	162.288	162.606		
241+650	162.317	162.317	162.602		
241+675	162.278	162.278	162.597		
241+700	162.232	162.232	162.593		
241+725	162.268	162.268	162.588		
241+750	162.342	162.342	162.585		
241+775	162.390	162.390	162.592		
241+800	162.323	162.323	162.609		
241+825	162.408	162.408	162.635		
241+850	162.499	162.499	162.672		
241+875	162.547	162.547	162.719		
241+900	162.607	162.607	162.774		
241+925	162.598	162.598	162.831		
241+950	162.666	162.666	162.887		
241+975	162.671	162.671	162.943		
242+000	162.726	162.726	162.999		
242+025	162.763	162.763	163.055		
242+050	162.814	162.814	163.111		
242+062	162.900	162.900	163.136		

NOTES
1- ALL DIMENSIONS AND ARE IN METERS.

LEGEND

REV.	REVISION/ISSUE	DATE

PROJECT:
CONSTRUCTION OF DG KHAN - DI KHAN SECTION OF N-55 AS 4- LANE HIGHWAY (208 Km) PACKAGE-2 (Km 233+200 TO 329+700)

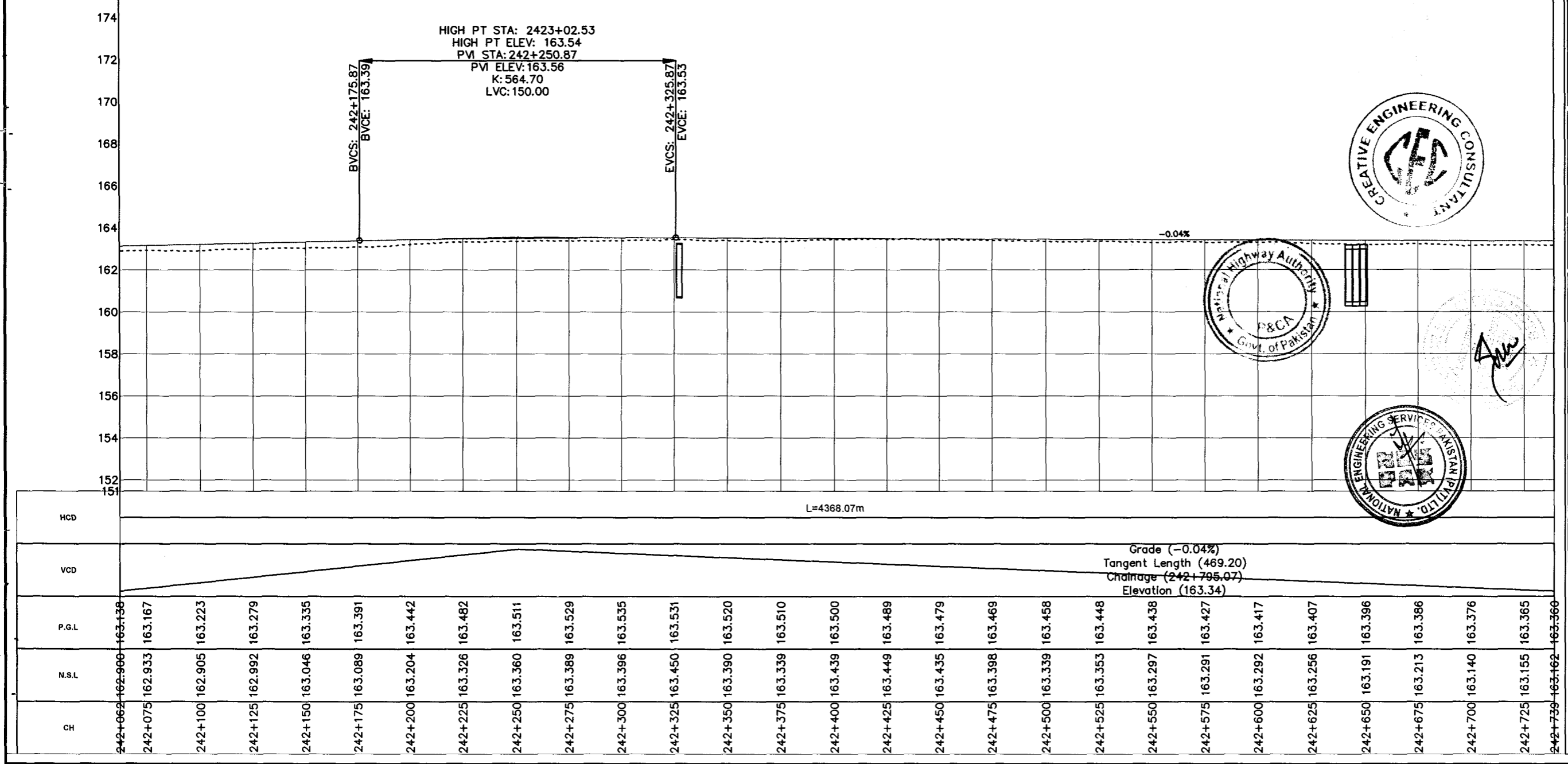
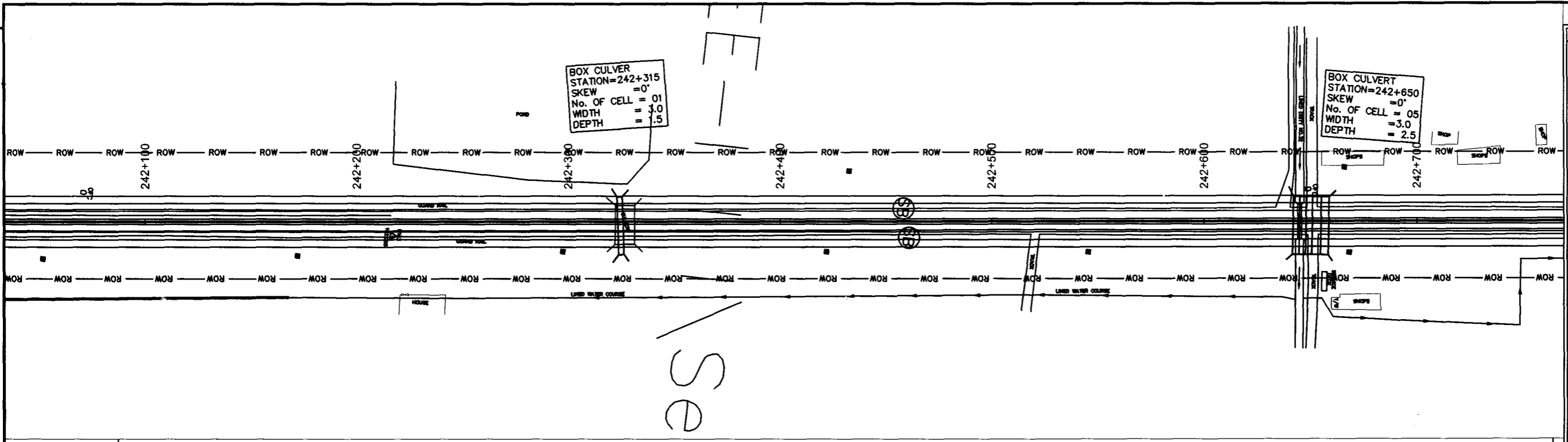
CLIENT:
NATIONAL HIGHWAYS AUTHORITY (NHA)

CONSULTANTS:
MINCONSULT. SDN BHD In Joint Venture With SAMAN CORPORATION
SHELDIA ASSOCIATES
CEC
AAA
ACE
AA
ACC

DRAWING TITLE:
PLAN & PROFILE
241+385.00 - 242+062.00

DESIGN BY:	SHEET NO.
S.M	14 of 157
DRAWN BY:	SCALE: H = 1:2000 V = 1:100
S.M	
CHECKED BY:	DATE:
A.S	APRIL, 2024
APPROVED BY:	REVISION:

CAD FILE NAME:
CAREC/T-III/TD/027



NOTES
1- ALL DIMENSIONS AND ARE IN METERS.

LEGEND

REV.	REVISION/ISSUE	DATE

PROJECT:
CONSTRUCTION OF DG KHAN - DI KHAN SECTION OF N-55 AS 4- LANE HIGHWAY (208 Km) PACKAGE-2 (Km 233+200 TO 329+700)

CLIENT:
NATIONAL HIGHWAYS AUTHORITY (NHA)

CONSULTANTS:

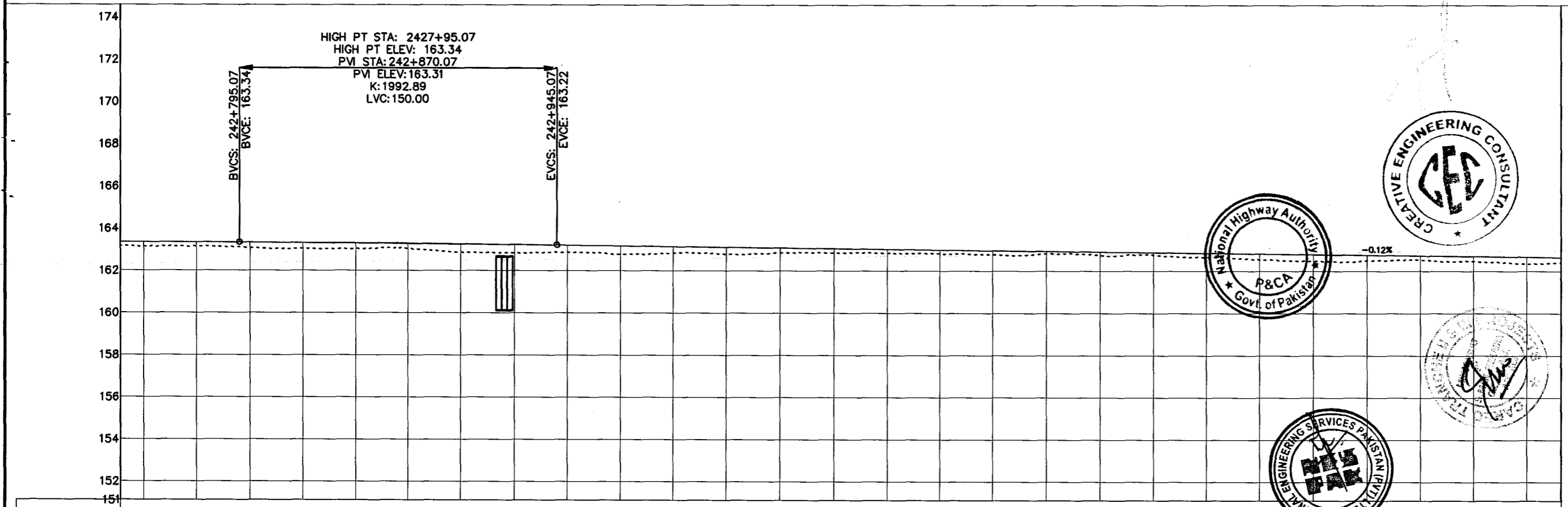
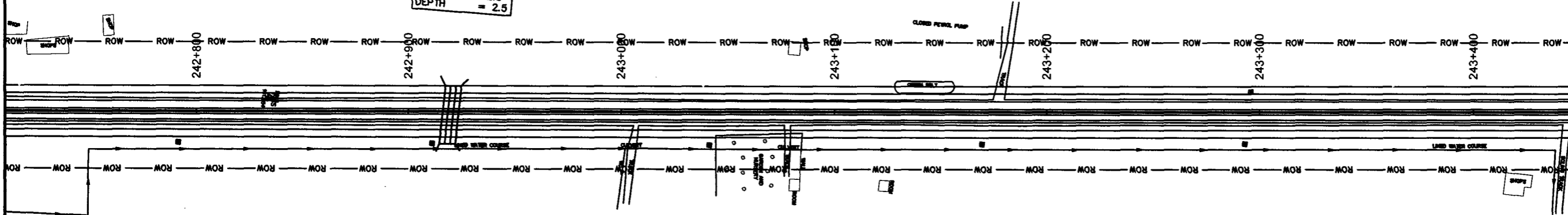
- MINCONSULT. SDN BHD In Joint Venture With
- SAMAN CORPORATION
- SHELADIA ASSOCIATES
- CEC
- AAA
- ACE
- AA
- ACC

DRAWING TITLE:
PLAN & PROFILE
242+062.00 - 242+739.00

DESIGN BY: S.M	SHEET NO.: 15 of 157
DRAWN BY: S.M	SCALE: H = 1:2000 V = 1:100
CHECKED BY: A.S	DATE: APRIL, 2024
APPROVED BY:	REVISION:

CAD FILE NAME:
CAREC/T-III/TD/027

BOX CULVERT
 STATION=242+920
 SKEW = 0°
 No. OF CELL = 03
 WIDTH = 2.5
 DEPTH = 2.5



Station	CH	N.S.L	P.G.L
242+739	163.162	163.360	163.360
242+750	163.135	163.355	163.355
242+775	163.143	163.345	163.345
242+800	163.073	163.334	163.334
242+825	163.035	163.322	163.322
242+850	163.038	163.306	163.306
242+875	163.029	163.287	163.287
242+900	162.871	163.265	163.265
242+925	162.834	163.240	163.240
242+950	162.880	163.212	163.212
242+975	162.790	163.183	163.183
243+000	162.841	163.154	163.154
243+025	162.795	163.125	163.125
243+050	162.844	163.096	163.096
243+075	162.852	163.067	163.067
243+100	162.839	163.037	163.037
243+125	162.808	163.008	163.008
243+150	162.791	162.979	162.979
243+175	162.831	162.950	162.950
243+200	162.749	162.921	162.921
243+225	162.756	162.892	162.892
243+250	162.666	162.862	162.862
243+275	162.537	162.833	162.833
243+300	162.484	162.804	162.804
243+325	162.513	162.775	162.775
243+350	162.542	162.746	162.746
243+375	162.473	162.717	162.717
243+400	162.350	162.688	162.688
243+416	162.412	162.669	162.669

NOTES
 1- ALL DIMENSIONS AND ARE IN METERS.

LEGEND

REV.	REVISION/ISSUE	DATE

PROJECT:
 CONSTRUCTION OF DG KHAN - DI KHAN SECTION OF N-55 AS 4- LANE HIGHWAY (208 Km) PACKAGE-2 (Km 233+200 TO 329+700)




CLIENT:
 NATIONAL HIGHWAYS AUTHORITY (NHA)

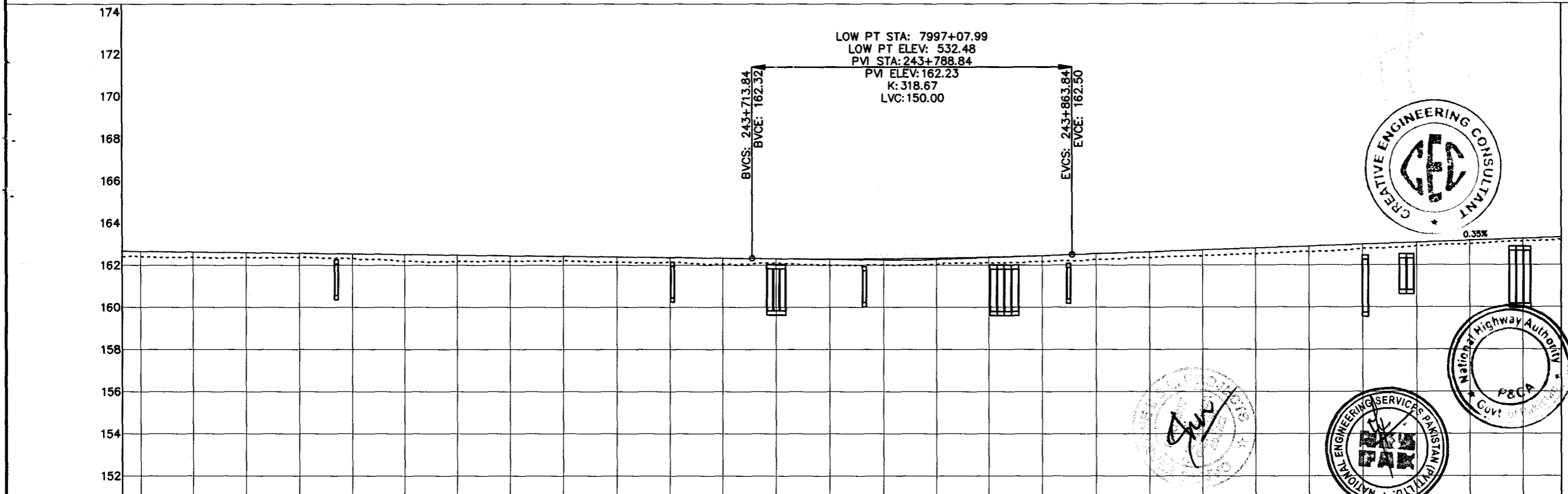
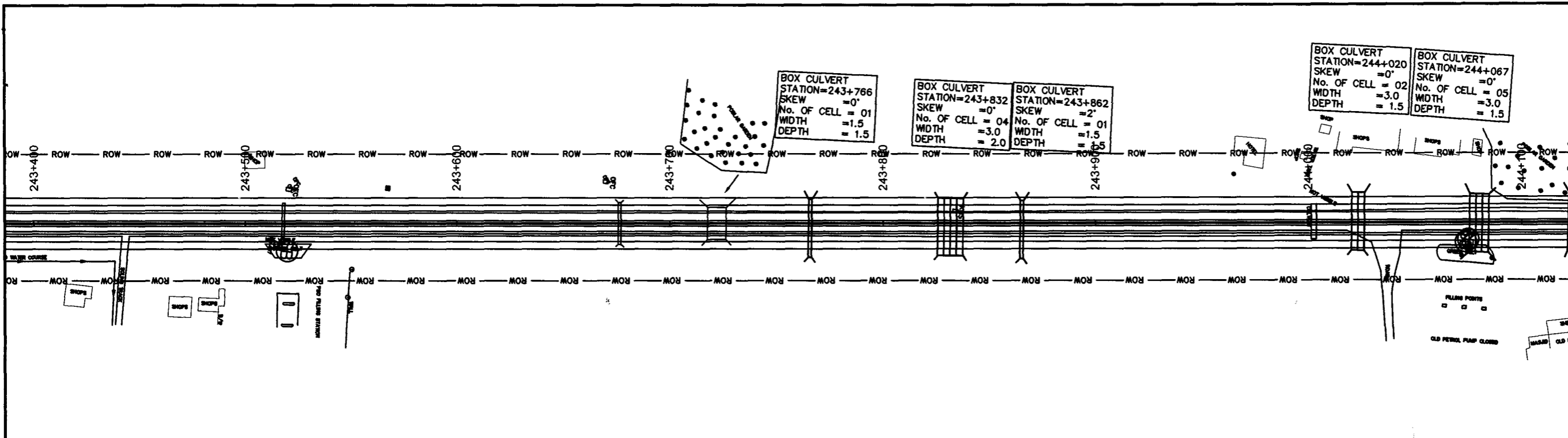
CONSULTANTS:
 MINCONSULT. SDN BHD
 In Joint Venture With
 SAMAN CORPORATION
 SHELADIA ASSOCIATES
 CEC
 AAA
 ACE
 AA
 ACC

DRAWING TITLE:
 PLAN & PROFILE
 242+739.00 - 243+416.00

DESIGN BY:	SHEET NO:
S.M	16 of 157
DRAWN BY:	SCALE:
S.M	H = 1:2000 V = 1:100
CHECKED BY:	DATE:
A.S	APRIL, 2024
APPROVED BY:	REVISION:

CAD FILE NAME:
 CAREC/T-III/TD/027





Station	CH	N.S.L	P.G.L
243+416	162.412	162.412	162.669
243+425	162.419	162.419	162.658
243+450	162.370	162.370	162.629
243+475	162.367	162.367	162.600
243+500	162.384	162.384	162.571
243+525	162.315	162.315	162.542
243+550	162.184	162.184	162.513
243+575	162.176	162.176	162.484
243+600	162.179	162.179	162.454
243+625	162.193	162.193	162.425
243+660	162.138	162.138	162.396
243+675	162.153	162.153	162.367
243+700	162.052	162.052	162.338
243+725	162.116	162.116	162.311
243+750	162.002	162.002	162.300
243+775	162.024	162.024	162.309
243+800	162.040	162.040	162.338
243+825	162.105	162.105	162.386
243+850	162.169	162.169	162.454
243+875	162.265	162.265	162.539
243+900	162.348	162.348	162.628
243+925	162.430	162.430	162.716
243+950	162.529	162.529	162.805
243+975	162.648	162.648	162.893
244+000	162.764	162.764	162.982
244+025	162.899	162.899	163.070
244+050	162.982	162.982	163.159
244+075	163.128	163.128	163.247
244+093	163.189	163.189	163.311

NOTES
1:- ALL DIMENSIONS AND ARE IN METERS.

LEGEND

REV.	REVISION/ISSUE	DATE

PROJECT:
CONSTRUCTION OF DG KHAN - DI KHAN SECTION OF N-55 AS 4- LANE HIGHWAY (208 Km) PACKAGE-2 (Km 233+200 TO 329+700)

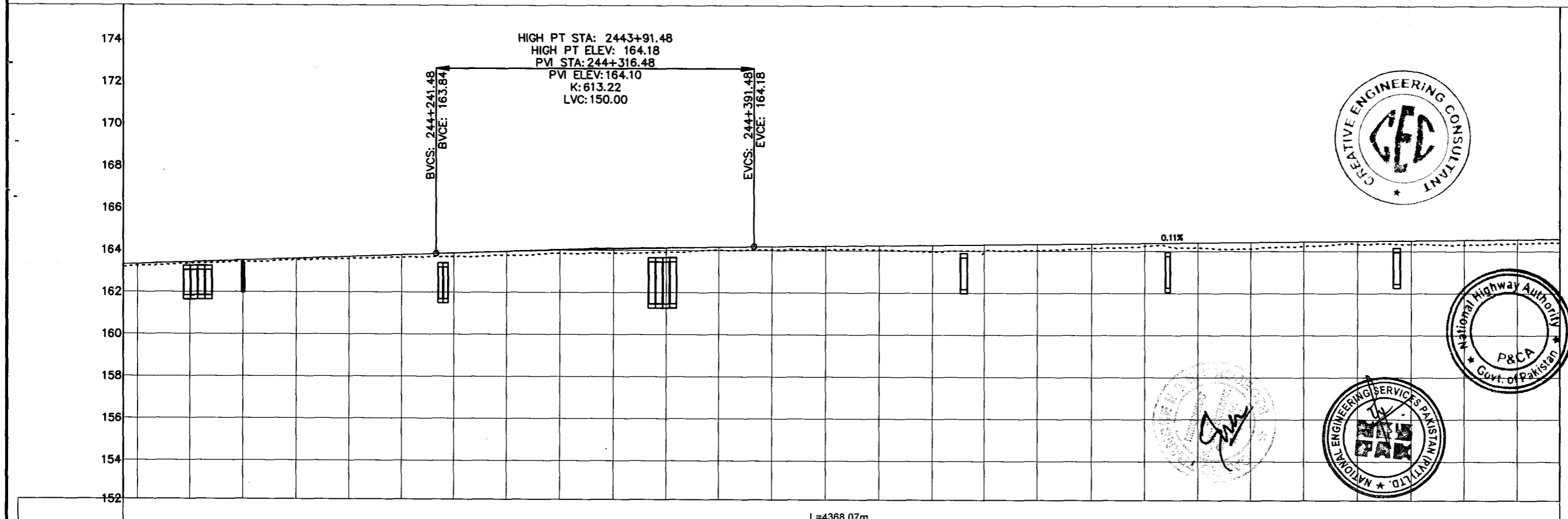
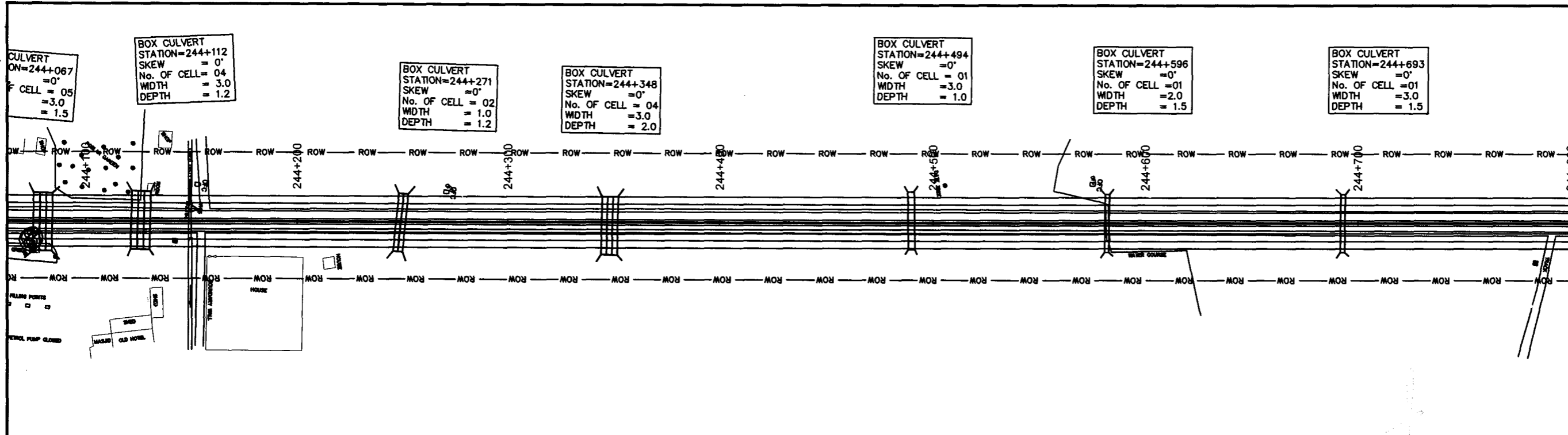
CLIENT:
NATIONAL HIGHWAYS AUTHORITY (NHA)

CONSULTANTS:
 MINCONSULT. SDN BHD
 In Joint Venture With
 SAMAN CORPORATION
 SHELADIA ASSOCIATES
 CEC
 AAA
 ACE
 AA
 ACC

DRAWING TITLE:
PLAN & PROFILE
243+416.00 - 244+093.00

DESIGN BY: S.M	SHEET NO.: 17 of 157
DRAWN BY: S.M	SCALE: H = 1:2000 V = 1:100
CHECKED BY: A.S	DATE: APRIL, 2024
APPROVED BY:	REVISION:

CAD FILE NAME:
CAREC/T-III/TD/027



Station	P.G.L.	N.S.L.	CH
244+067	163.311	163.189	163.311
244+100	163.336	163.239	163.336
244+125	163.425	163.358	163.425
244+150	163.513	163.428	163.513
244+175	163.602	163.524	163.602
244+200	163.690	163.579	163.690
244+225	163.779	163.642	163.779
244+250	163.867	163.698	163.867
244+275	163.947	163.763	163.947
244+300	164.016	163.870	164.016
244+325	164.076	163.853	164.076
244+350	164.125	163.914	164.125
244+375	164.164	164.016	164.164
244+400	164.194	164.042	164.194
244+425	164.221	164.052	164.221
244+450	164.249	164.043	164.249
244+475	164.276	163.968	164.276
244+500	164.303	163.944	164.303
244+525	164.331	164.026	164.331
244+550	164.358	164.142	164.358
244+575	164.386	164.242	164.386
244+600	164.413	164.165	164.413
244+625	164.440	164.122	164.440
244+650	164.468	164.250	164.468
244+675	164.495	164.336	164.495
244+700	164.522	164.350	164.522
244+725	164.550	164.288	164.550
244+750	164.577	164.386	164.577
244+770	164.599	164.427	164.599

NOTES
1. ALL DIMENSIONS AND ARE IN METERS.

LEGEND

REV.	REVISION/ISSUE	DATE

PROJECT:
CONSTRUCTION OF DG KHAN - DI KHAN SECTION OF N-55 AS 4- LANE HIGHWAY (208 Km) PACKAGE-2 (Km 233+200 TO 329+700)

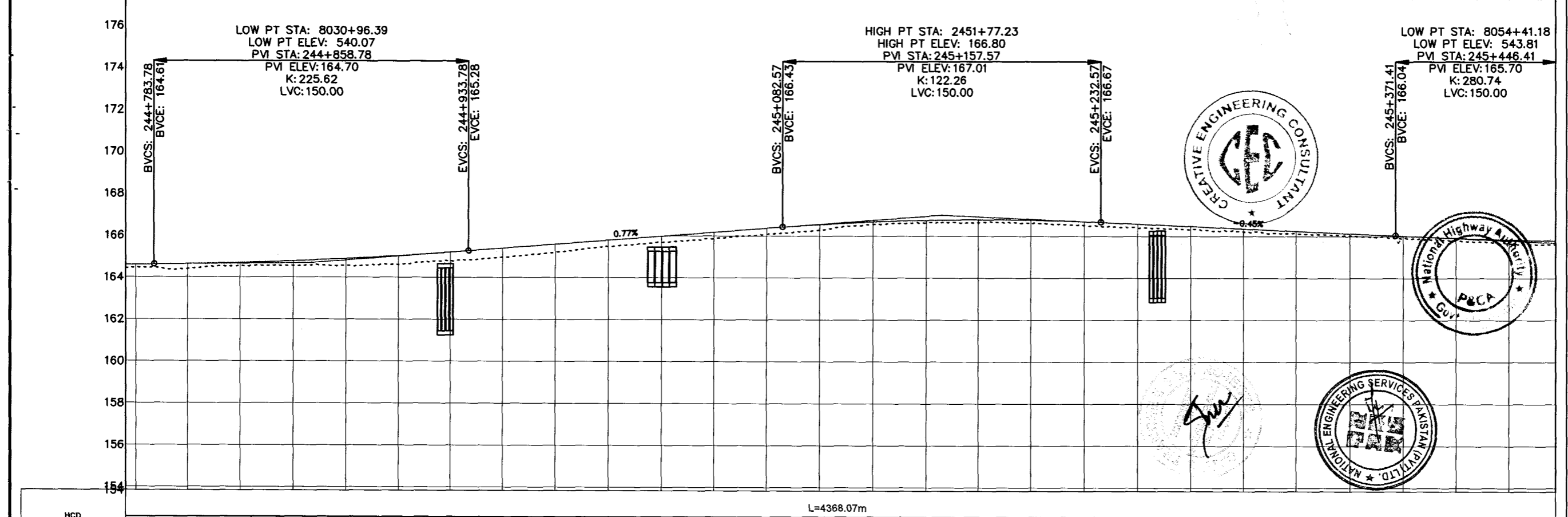
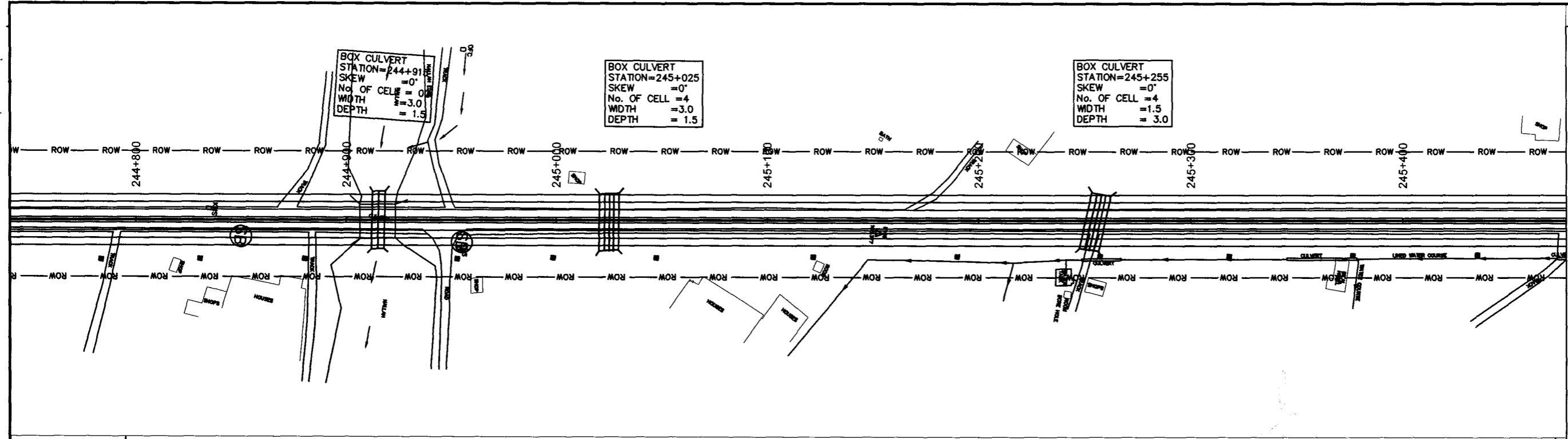
CLIENT:
NATIONAL HIGHWAYS AUTHORITY (NHA)

CONSULTANTS:
 MINCONSULT. SDN BHD
 SAMAN CORPORATION
 SHELADIA ASSOCIATES
 CEC
 AAA
 ACE
 AA
 ACC

DRAWING TITLE:
PLAN & PROFILE
244+093.00 - 244+770.00

DESIGN BY: S.M	SHEET NO: 18 of 157
DRAWN BY: S.M	SCALE: H = 1:2000 V = 1:100
CHECKED BY: A.S	DATE: APRIL, 2024
APPROVED BY:	REVISION:

CAD FILE NAME:
CAREC/T-III/TD/027



Station	P.G.L	N.S.L	CH
244+770	164.427	164.599	164.427
244+775	164.460	164.605	164.460
244+800	164.387	164.638	164.387
244+825	164.536	164.697	164.536
244+850	164.556	164.784	164.556
244+875	164.554	164.898	164.554
244+900	164.604	165.041	164.604
244+925	164.790	165.211	164.790
244+950	164.970	165.403	164.970
244+975	165.210	165.596	165.210
245+000	165.476	165.790	165.476
245+025	165.694	165.983	165.694
245+050	165.876	166.177	165.876
245+075	166.084	166.371	166.084
245+100	166.293	166.552	166.293
245+125	166.552	166.684	166.552
245+150	166.635	166.765	166.635
245+175	166.646	166.795	166.646
245+200	166.618	166.774	166.618
245+225	166.527	166.702	166.527
245+250	166.396	166.592	166.396
245+275	166.333	166.478	166.333
245+300	166.220	166.365	166.220
245+325	166.145	166.252	166.145
245+350	166.029	166.139	166.029
245+375	165.906	166.026	165.906
245+400	165.809	165.927	165.809
245+425	165.671	165.851	165.671
245+447	165.611	165.802	165.611

NOTES
1. ALL DIMENSIONS AND ARE IN METERS.

LEGEND

REV.	REVISION/ISSUE	DATE

PROJECT:
CONSTRUCTION OF DG KHAN - DI KHAN SECTION OF N-55 AS 4- LANE HIGHWAY (208 Km) PACKAGE-2 (Km 233+200 TO 329+700)

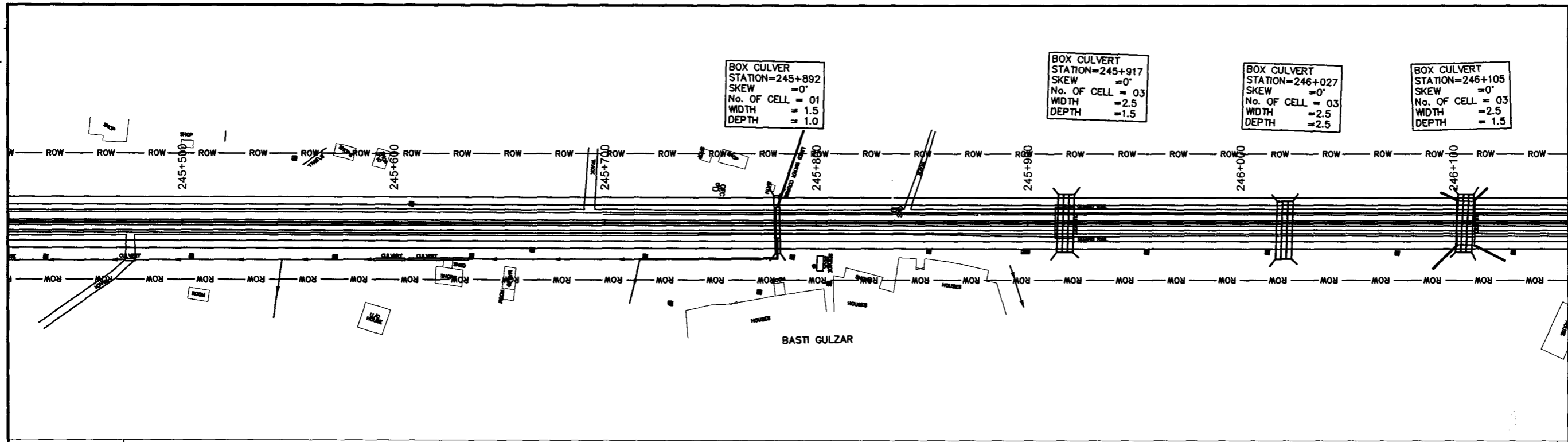
CLIENT:
NATIONAL HIGHWAYS AUTHORITY (NHA)

- CONSULTANTS:**
- MINCONSULT SDN BHD in Joint Venture With SAMAN CORPORATION
 - SHELDIA ASSOCIATES
 - CEC
 - AAA
 - ACE
 - AA
 - ACC

DRAWING TITLE:
PLAN & PROFILE
244+770.00 - 245+447.00

DESIGN BY:	SHEET NO:
S.M	19 of 157
DRAWN BY:	SCALE:
S.M	H = 1:2000 V = 1:100
CHECKED BY:	DATE:
A.S	APRIL, 2024
APPROVED BY:	REVISION:

CAD FILE NAME:
CAREC/T-III/TD/027



BOX CULVERT
 STATION=245+892
 SKEW = 0°
 No. OF CELL = 01
 WIDTH = 1.5
 DEPTH = 1.0

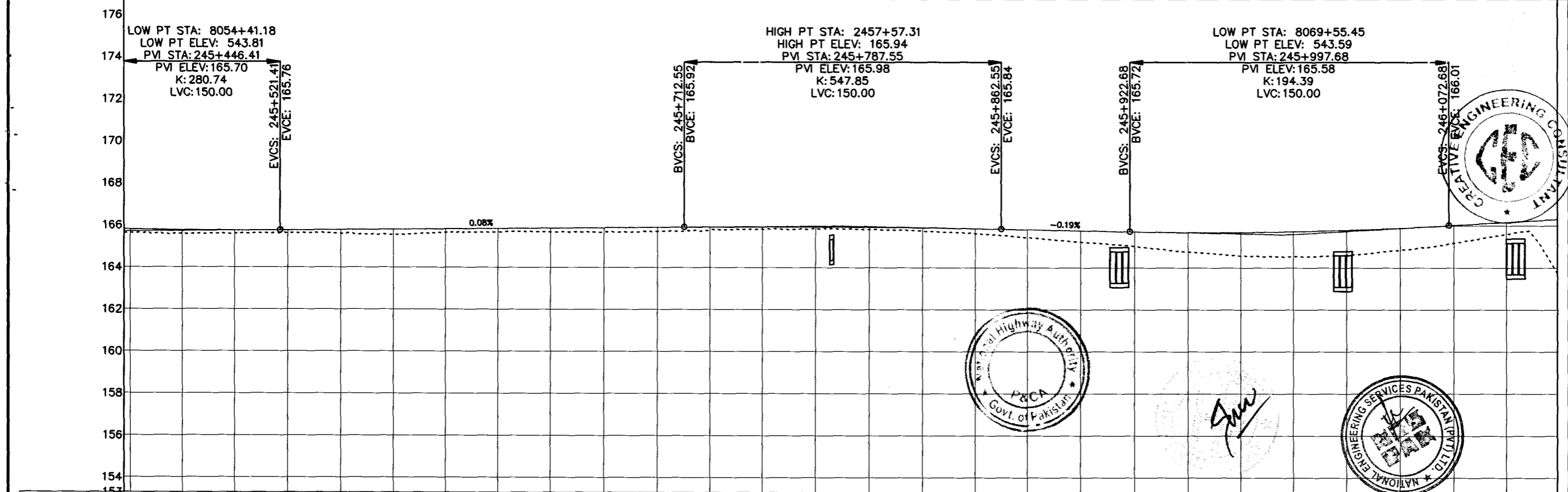
BOX CULVERT
 STATION=245+917
 SKEW = 0°
 No. OF CELL = 03
 WIDTH = 2.5
 DEPTH = 1.5

BOX CULVERT
 STATION=246+027
 SKEW = 0°
 No. OF CELL = 03
 WIDTH = 2.5
 DEPTH = 2.5

BOX CULVERT
 STATION=246+105
 SKEW = 0°
 No. OF CELL = 03
 WIDTH = 2.5
 DEPTH = 1.5

NOTES
 1:- ALL DIMENSIONS AND ARE IN METERS.

LEGEND



REV	REVISION/ISSUE	DATE

PROJECT:
 CONSTRUCTION OF DG KHAN - DI KHAN
 SECTION OF N-55 AS 4- LANE HIGHWAY
 (208 Km)
 PACKAGE-2
 (Km 233+200 TO 329+700)

CLIENT:
 NATIONAL HIGHWAYS
 AUTHORITY (NHA)

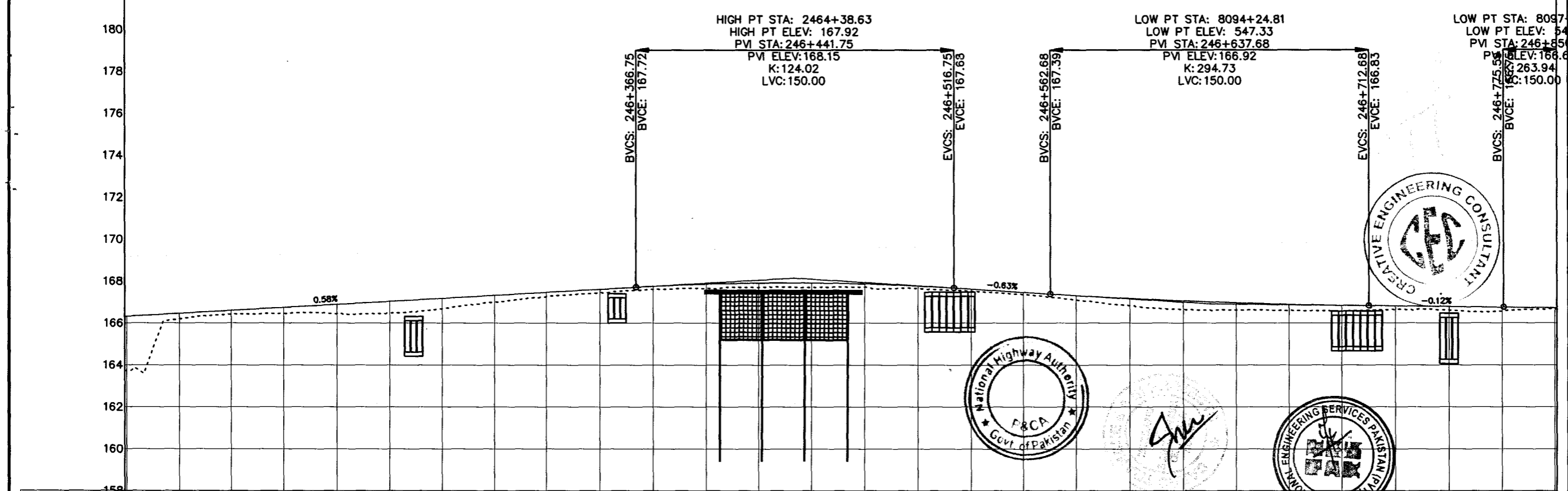
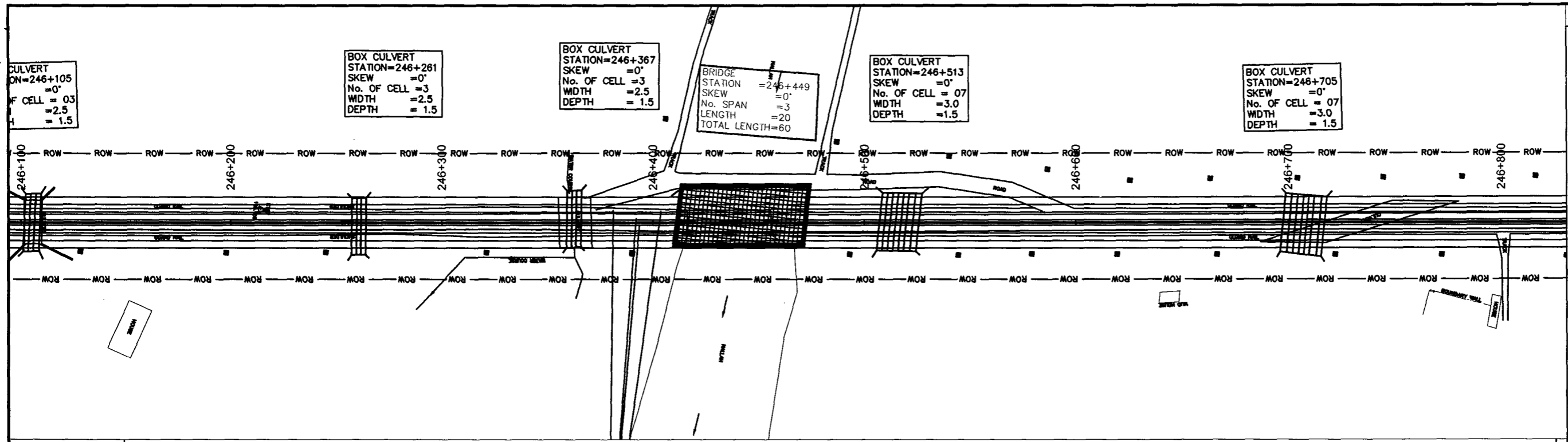
- CONSULTANTS:
- MINCONSULT SDN BHD
In Joint Venture With
 - SAMAN CORPORATION
 - SHELADIA ASSOCIATES
 - CEC
 - AAA
 - ACE
 - AA
 - ACC

DRAWING TITLE:
 PLAN & PROFILE
 245+447.00 - 246+124.00

DESIGN BY: S.M	SHEET NO: 20 of 157
DRAWN BY: S.M	SCALE: H = 1:2000 V = 1:100
CHECKED BY: A.S	DATE: APRIL, 2024
APPROVED BY:	REVISION:

CAD FILE NAME:
 CAREC/T-III/TD/027

Station	P.G.L	N.S.L	CH
245+450	165.623	165.996	165.996
245+475	165.596	165.764	165.764
245+500	165.609	165.755	165.755
245+525	165.824	165.767	165.767
245+550	165.596	165.787	165.787
245+575	165.549	165.808	165.808
245+600	165.647	165.828	165.828
245+625	165.663	165.849	165.849
245+650	165.678	165.869	165.869
245+675	165.682	165.889	165.889
245+700	165.713	165.910	165.910
245+725	165.796	165.929	165.929
245+750	165.836	165.938	165.938
245+775	165.842	165.936	165.936
245+800	165.813	165.922	165.922
245+825	165.749	165.897	165.897
245+850	165.623	165.860	165.860
245+875	165.433	165.813	165.813
245+900	165.218	165.765	165.765
245+925	165.010	165.717	165.717
245+950	164.750	165.689	165.689
245+975	164.570	165.692	165.692
246+000	164.533	165.727	165.727
246+025	164.603	165.795	165.795
246+050	164.845	165.894	165.894
246+075	165.174	166.026	166.026
246+100	165.604	166.171	166.171
246+124	163.735	166.310	166.310



Station	HCD	VCD	P.G.L	N.S.L	CH
246+125			166.316	163.776	166.316
246+150			166.460	166.191	166.460
246+175			166.605	166.413	166.605
246+200			166.750	166.460	166.750
246+225			166.895	166.441	166.895
246+250			167.040	166.460	167.040
246+275			167.185	166.685	167.185
246+300			167.330	167.008	167.330
246+325			167.475	167.273	167.475
246+350			167.620	167.444	167.620
246+375			167.762	167.602	167.762
246+400			167.865	167.653	167.865
246+425			167.917	167.706	167.917
246+450			167.920	167.696	167.920
246+475			167.872	167.719	167.872
246+500			167.773	167.653	167.773
246+525			167.627	167.525	167.627
246+550			167.469	167.357	167.469
246+575			167.315	167.096	167.315
246+600			167.178	166.819	167.178
246+625			167.063	166.638	167.063
246+650			166.969	166.623	166.969
246+675			166.896	166.590	166.896
246+700			166.844	166.565	166.844
246+725			166.811	166.635	166.811
246+750			166.781	166.600	166.781
246+775			166.751	166.561	166.751
246+800			166.732	166.552	166.732

NOTES
 1- ALL DIMENSIONS AND ARE IN METERS.

LEGEND

REV.	REVISION/ISSUE	DATE

PROJECT:
 CONSTRUCTION OF DG KHAN - DI KHAN
 SECTION OF N-55 AS 4- LANE HIGHWAY
 (208 Km)
 PACKAGE-2
 (Km 233+200 TO 329+700)

CLIENT:
 NATIONAL HIGHWAYS AUTHORITY (NHA)

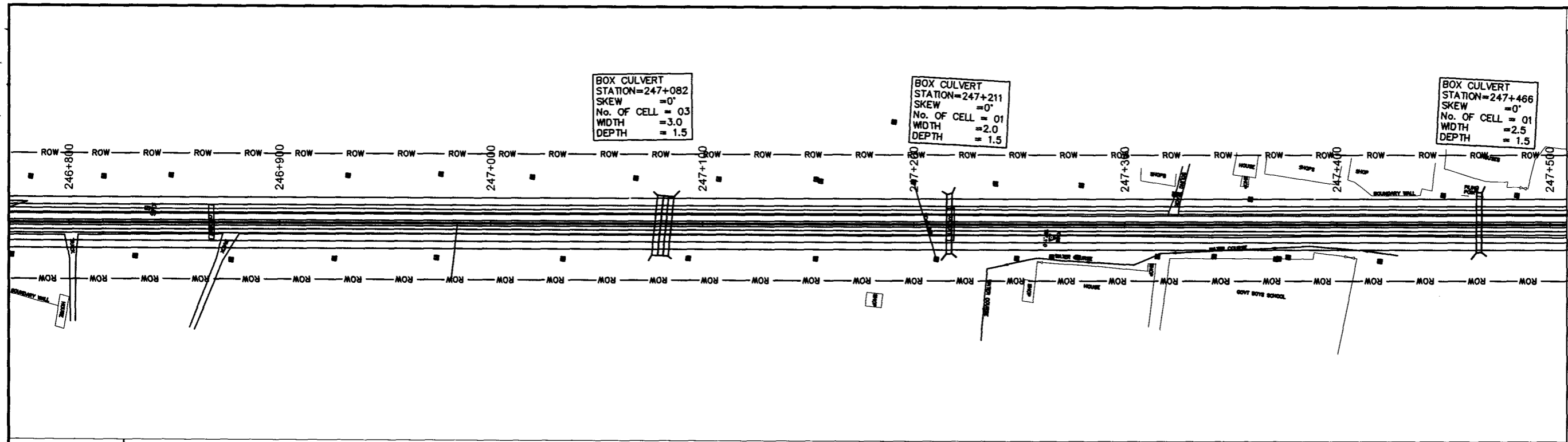
CONSULTANTS:

- MINCONSULT. SDN BHD
In Joint Venture With
- SAMAN CORPORATION
- SHELADIA ASSOCIATES
- CEC
- AAA
- ACE
- AA
- ACC

DRAWING TITLE:
 PLAN & PROFILE
 246+124.00 - 246+801.00

DESIGN BY: S.M	SHEET NO: 21 of 157
DRAWN BY: S.M	SCALE: H = 1:2000 V = 1:100
CHECKED BY: A.S	DATE: APRIL, 2024
APPROVED BY:	REVISION:

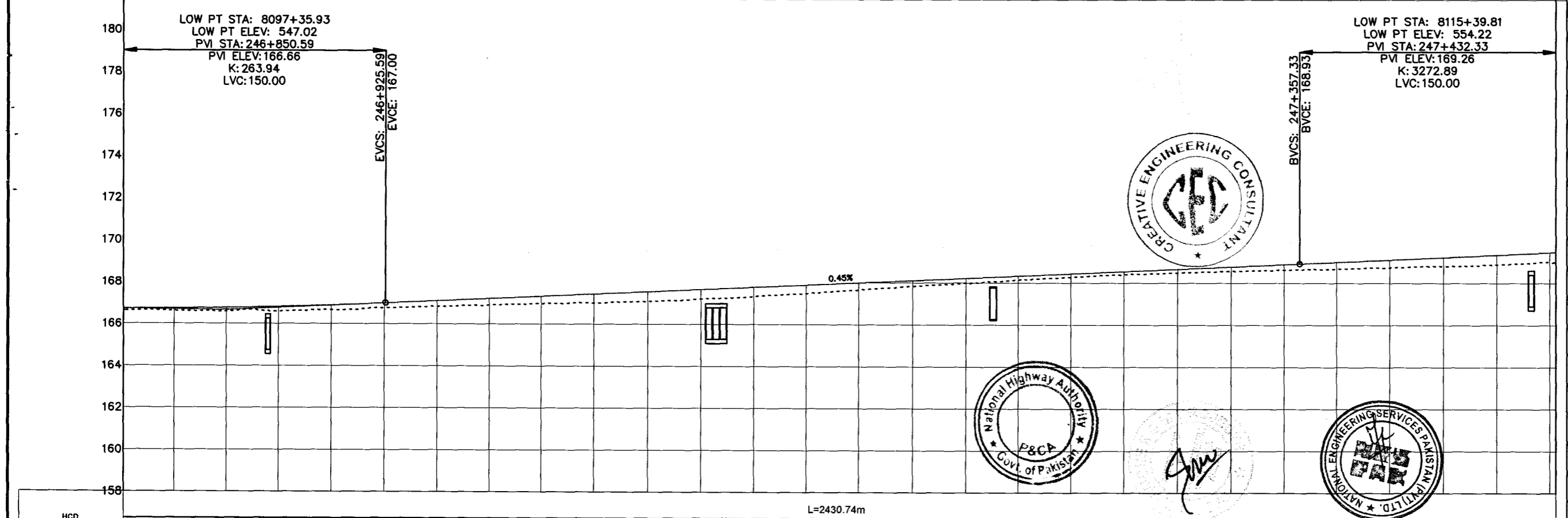
CAD FILE NAME:
 CAREC/T-III/TD/027



BOX CULVERT
 STATION=247+082
 SKEW = 0°
 No. OF CELL = 03
 WIDTH = 3.0
 DEPTH = 1.5

BOX CULVERT
 STATION=247+211
 SKEW = 0°
 No. OF CELL = 01
 WIDTH = 2.0
 DEPTH = 1.5

BOX CULVERT
 STATION=247+466
 SKEW = 0°
 No. OF CELL = 01
 WIDTH = 2.5
 DEPTH = 1.5



Station	P.G.L	N.S.L	CH
246+800	166.642	166.732	
246+825	166.604	166.737	
246+850	166.579	166.765	
246+875	166.585	166.817	
246+900	166.667	166.893	
246+925	166.760	166.992	
246+950	166.823	167.104	
246+975	166.897	167.216	
247+000	166.962	167.328	
247+025	167.013	167.440	
247+050	167.092	167.552	
247+075	167.205	167.664	
247+100	167.330	167.775	
247+125	167.480	167.887	
247+150	167.660	167.999	
247+175	167.836	168.111	
247+200	167.981	168.223	
247+225	168.131	168.335	
247+250	168.277	168.446	
247+275	168.403	168.558	
247+300	168.497	168.670	
247+325	168.573	168.782	
247+350	168.635	168.894	
247+375	168.666	169.006	
247+400	168.751	169.120	
247+425	168.824	169.236	
247+450	168.892	169.354	
247+475	168.998	169.476	

NOTES
 1:- ALL DIMENSIONS AND ARE IN METERS.

LEGEND

REV.	REVISION/ISSUE	DATE

PROJECT:
 CONSTRUCTION OF DG KHAN - DI KHAN SECTION OF N-55 AS 4- LANE HIGHWAY (208 Km) PACKAGE-2 (Km 233+200 TO 329+700)

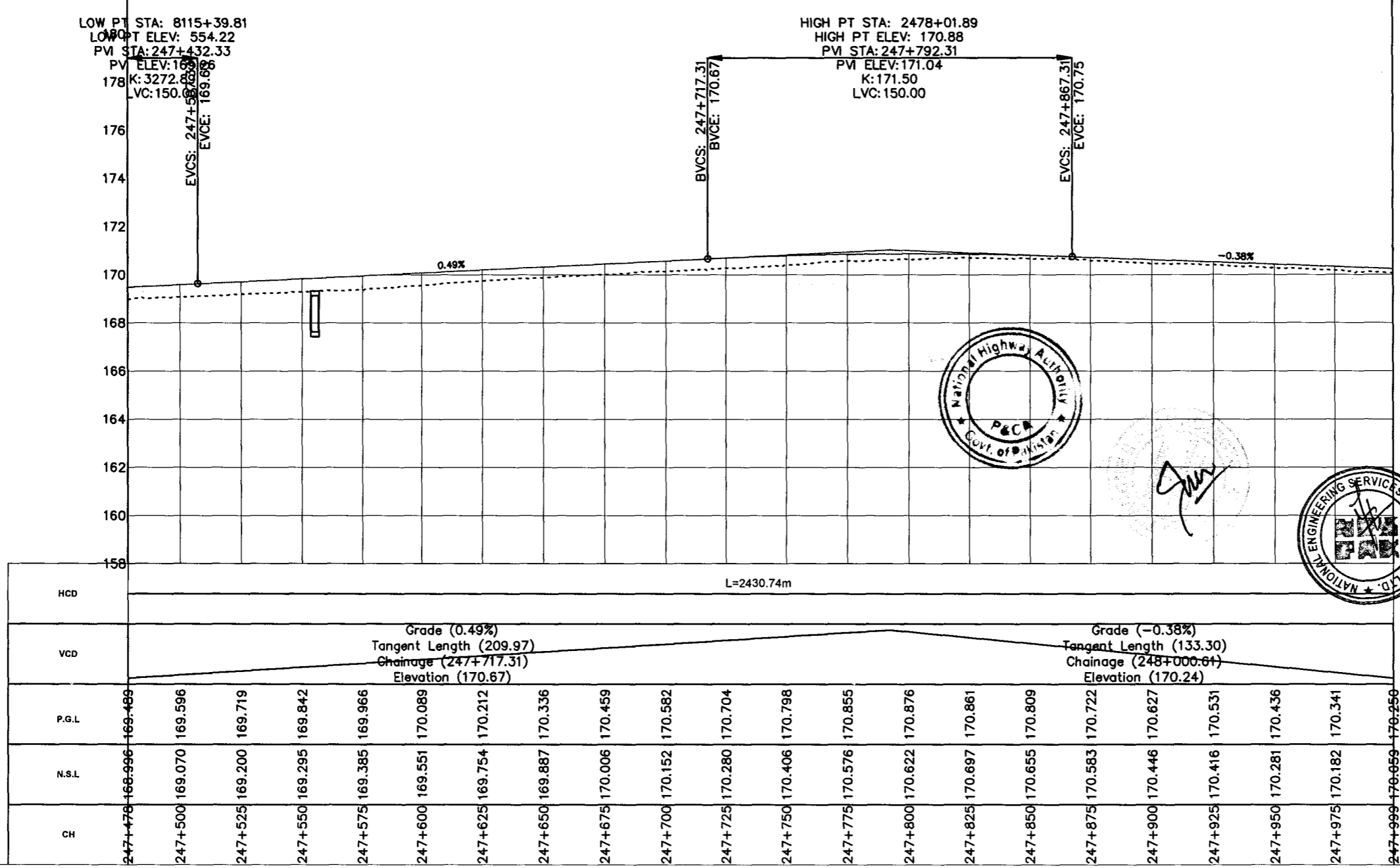
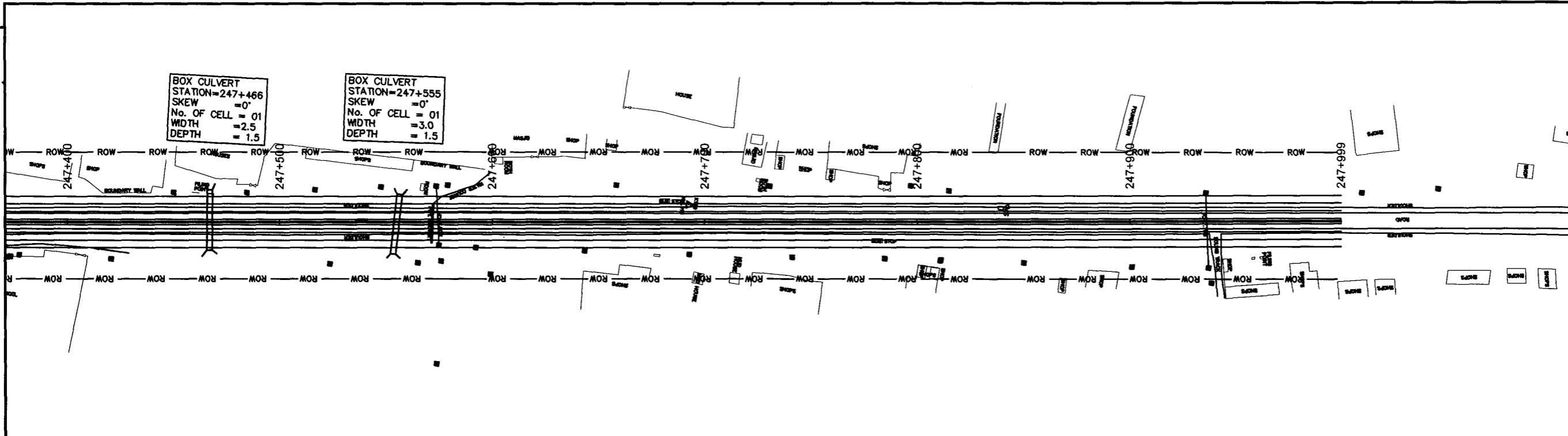
CLIENT:
 NATIONAL HIGHWAYS AUTHORITY (NHA)

CONSULTANTS:
 MINCONSULT. SDN BHD
 In Joint Venture With
 SAMAN CORPORATION
 SHELADIA ASSOCIATES
 CEC
 AAA
 ACE
 AA
 ACC

DRAWING TITLE:
 PLAN & PROFILE
 246+801.00 - 247+478.00

DESIGN BY:	SHEET NO:
S.M	22 of 157
DRAWN BY:	SCALE:
S.M	H = 1:2000 V = 1:100
CHECKED BY:	DATE:
A.S	APRIL, 2024
APPROVED BY:	REVISION:

CAD FILE NAME:
 CAREC/T-III/TD/027



NOTES
1:- ALL DIMENSIONS AND ARE IN METERS.

LEGEND

REV.	REVISION/ISSUE	DATE

PROJECT:
CONSTRUCTION OF DG KHAN - DI KHAN SECTION OF N-55 AS 4-LANE HIGHWAY (208 Km) PACKAGE-2 (Km 233+200 TO 329+700)


CLIENT:
NATIONAL HIGHWAYS AUTHORITY (NHA)

CONSULTANTS:
 MINCONSULT SDN BHD
 In Joint Venture With
 SAMAN CORPORATION
 SHELADIA ASSOCIATES
 CEC
 AAA
 ACE
 AA
 ACC

DRAWING TITLE:
PLAN & PROFILE
247+478.00 - 247+998.85

DESIGN BY: S.M	SHEET NO.: 23 of 157
DRAWN BY: S.M	SCALE: H = 1:2000 V = 1:100
CHECKED BY: A.S	DATE: APRIL, 2024
APPROVED BY:	REVISION:

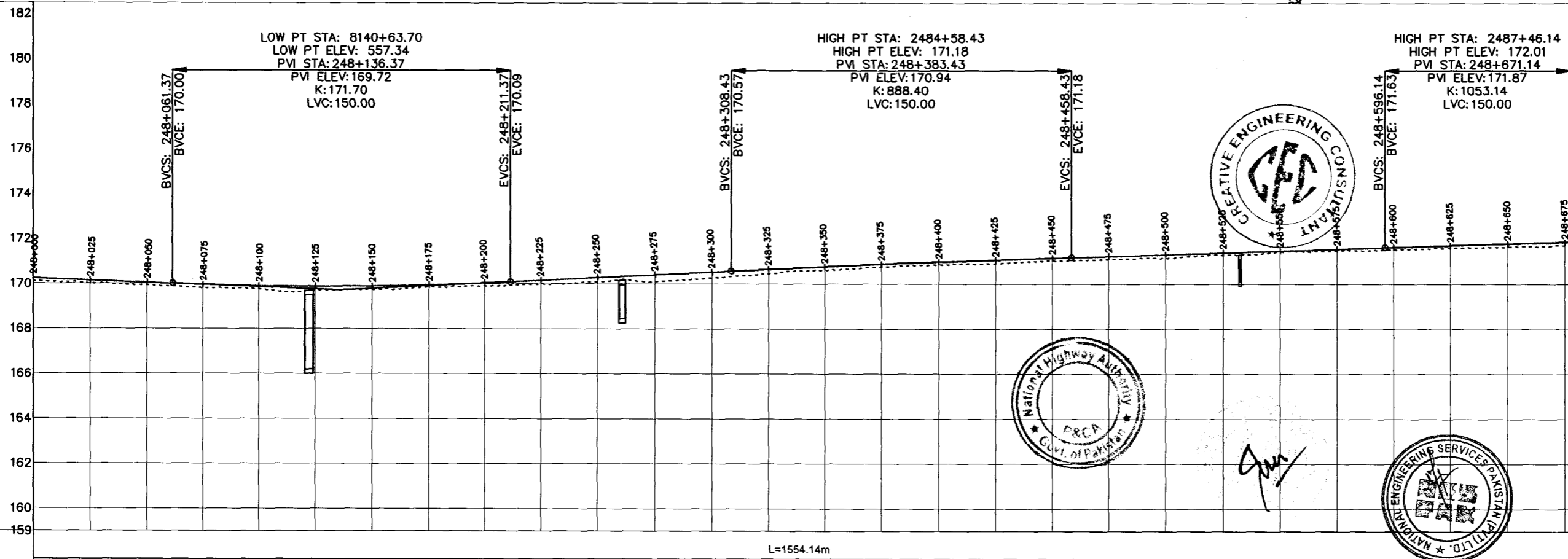
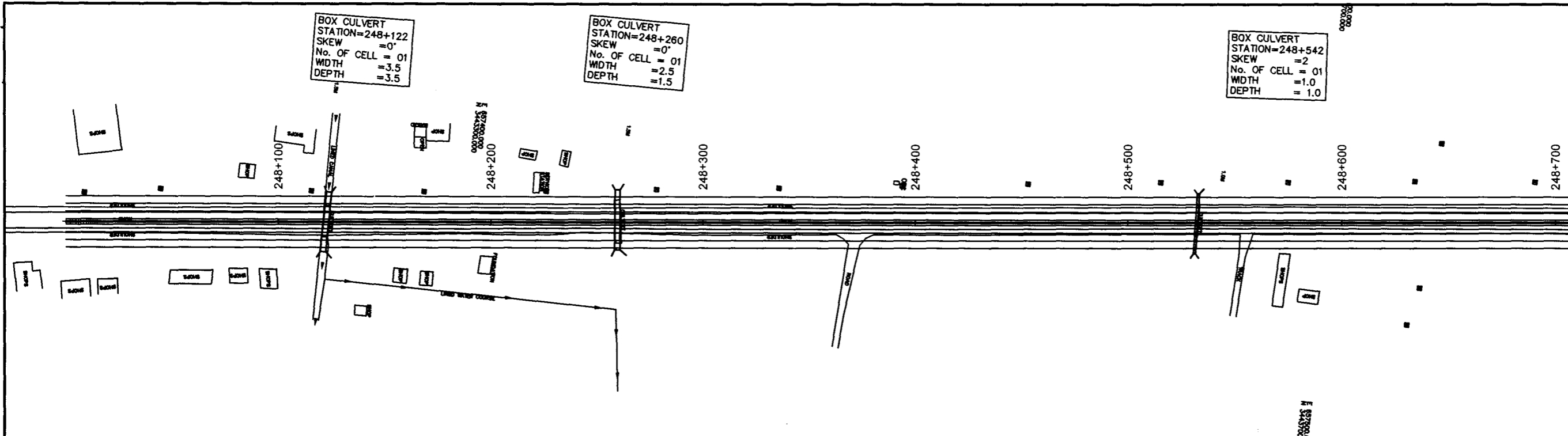
CAD FILE NAME:
CAREC/T-III/TD/027



BOX CULVERT
STATION=248+122
SKEW = 0°
No. OF CELL = 01
WIDTH = 3.5
DEPTH = 3.5

BOX CULVERT
STATION=248+260
SKEW = 0°
No. OF CELL = 01
WIDTH = 2.5
DEPTH = 1.5

BOX CULVERT
STATION=248+542
SKEW = 2°
No. OF CELL = 01
WIDTH = 1.0
DEPTH = 1.0



Station	CH	N.S.L	P.G.L	VCD	HCD
248+000	170.236	170.100	170.236		
248+025	170.140	170.017	170.140		
248+050	170.045	169.919	170.045		
248+075	169.956	169.796	169.956		
248+100	169.899	169.753	169.899		
248+125	169.878	169.697	169.878		
248+150	169.894	169.745	169.894		
248+175	169.946	169.851	169.946		
248+200	170.035	169.891	170.035		
248+225	170.155	169.989	170.155		
248+250	170.278	170.082	170.278		
248+275	170.401	170.087	170.401		
248+300	170.525	170.262	170.525		
248+325	170.647	170.456	170.647		
248+350	170.762	170.627	170.762		
248+375	170.870	170.761	170.870		
248+400	170.971	170.853	170.971		
248+425	171.065	170.918	171.065		
248+450	171.152	171.046	171.152		
248+475	171.234	171.091	171.234		
248+500	171.315	171.138	171.315		
248+525	171.396	171.293	171.396		
248+550	171.478	171.433	171.478		
248+575	171.559	171.485	171.559		
248+600	171.640	171.551	171.640		
248+625	171.717	171.583	171.717		
248+650	171.789	171.650	171.789		
248+675	171.854	171.723	171.854		
248+700	171.914	171.783	171.914		

NOTES
1- ALL DIMENSIONS AND ARE IN METERS.

LEGEND

REV.	REVISION/ISSUE	DATE

PROJECT:
CONSTRUCTION OF DG KHAN - DI KHAN SECTION OF N-55 AS 4-LANE HIGHWAY (208 Km) PACKAGE-2 (Km 233+200 TO 329+700)

CLIENT:
NATIONAL HIGHWAYS AUTHORITY (NHA)

CONSULTANTS:
MINCONSULT. SDN BHD
SAMAN CORPORATION
SHELDIA ASSOCIATES
CEC
AAA
ACE
AA
ACC

DRAWING TITLE:
PLAN & PROFILE
248+000.00 - 248+677.42

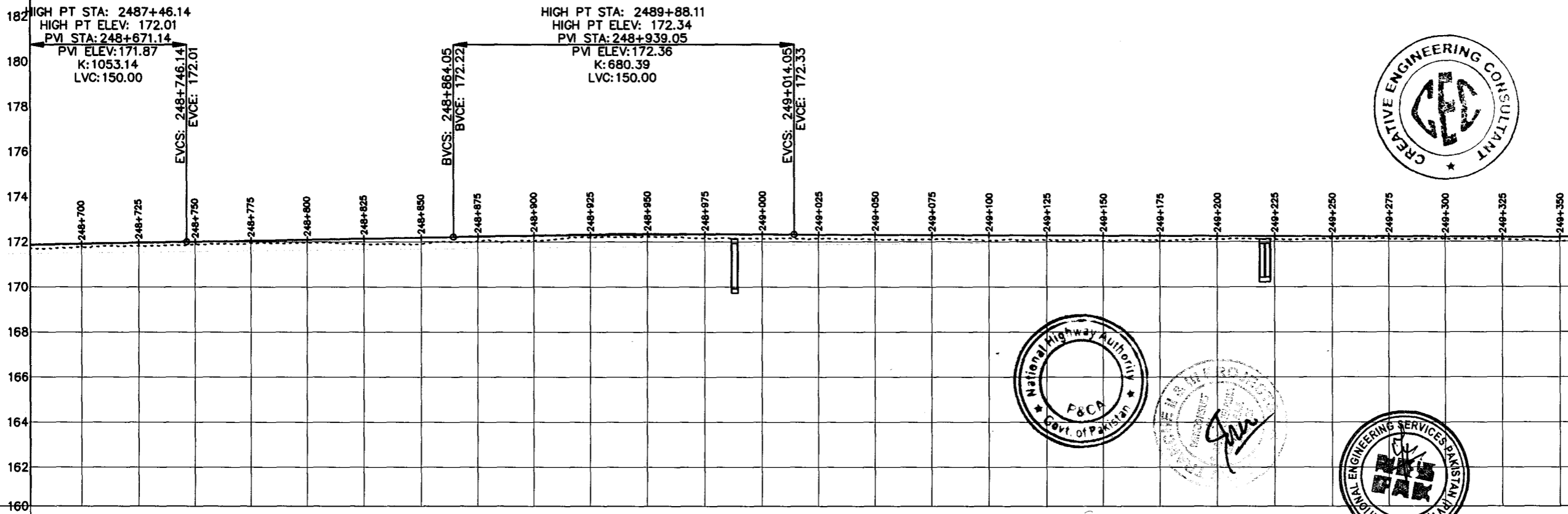
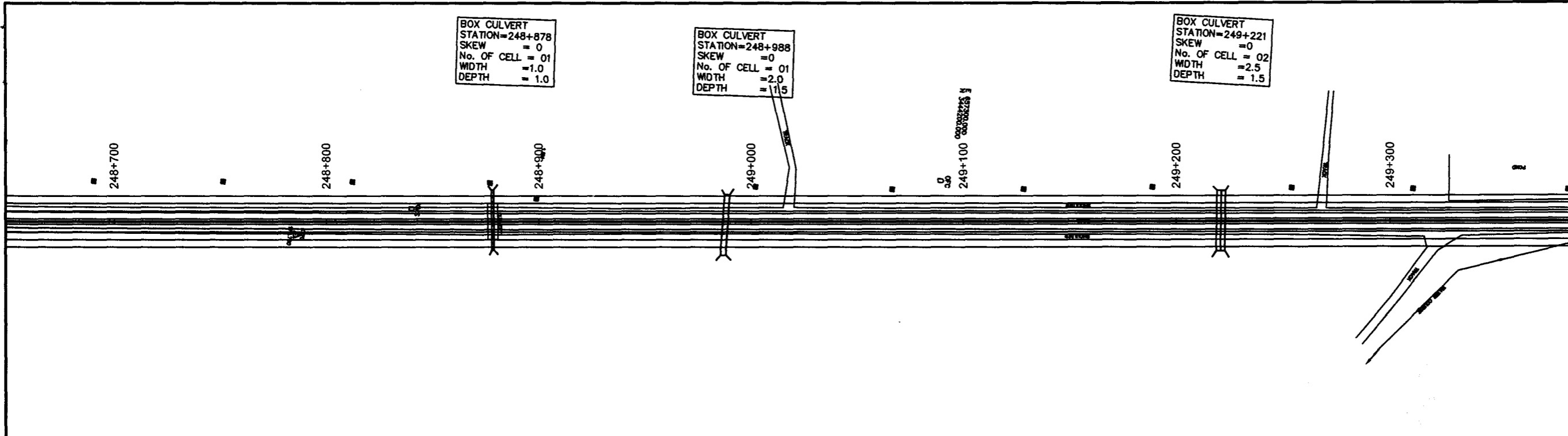
DESIGN BY: A.S	SHEET NO: 24 of 157
DRAWN BY: S.A	SCALE: H = 1:2000 V = 1:100
CHECKED BY: A.S	DATE: APRIL, 2023
APPROVED BY:	REVISION:

CAD FILE NAME:
CEC/CAREC/III/01



BOX CULVERT
STATION=248+878
SKEW = 0
No. OF CELL = 01
WIDTH = 1.0
DEPTH = 1.0

BOX CULVERT
STATION=248+988
SKEW = 0
No. OF CELL = 01
WIDTH = 2.0
DEPTH = 1.5

BOX CULVERT
STATION=249+221
SKEW = 0
No. OF CELL = 02
WIDTH = 2.5
DEPTH = 1.5



HCD	L=1554.14m																											
VCD	Grade (0.18%) Tangent Length (117.91) Chainage (248+864.05) Elevation (172.22)												Grade (-0.04%) Tangent Length (387.48) Chainage (249+401.52) Elevation (172.18)															
P.G.L	248+677	248+700	248+725	248+750	248+775	248+800	248+825	248+850	248+875	248+900	248+925	248+950	248+975	249+000	249+025	249+050	249+075	249+100	249+125	249+150	249+175	249+200	249+225	249+250	249+275	249+300	249+325	249+350
N.S.L	171.896	171.775	171.815	171.876	171.953	172.106	172.152	172.197	172.242	172.279	172.307	172.325	172.335	172.335	172.327	172.317	172.308	172.298	172.289	172.279	172.270	172.260	172.251	172.241	172.231	172.222	172.212	172.203
CH	171.896	171.775	171.815	171.876	171.953	172.106	172.152	172.197	172.242	172.279	172.307	172.325	172.335	172.335	172.327	172.317	172.308	172.298	172.289	172.279	172.270	172.260	172.251	172.241	172.231	172.222	172.212	172.203



NOTES
1:- ALL DIMENSIONS AND ARE IN METERS.

LEGEND

REV.	REVISION/ISSUE	DATE
------	----------------	------

PROJECT:
CONSTRUCTION OF DG KHAN - DI KHAN SECTION OF N-55 AS 4- LANE HIGHWAY (208 Km) PACKAGE-2 (Km 233+200 TO 329+700)

CLIENT:
NATIONAL HIGHWAYS AUTHORITY (NHA)

CONSULTANTS:
 MINCONSULT. SDN BHD
 In Joint Venture With
 SAMAN CORPORATION
 SHELADIA ASSOCIATES
 CEC
 AAA
 ACE
 AA
 ACC


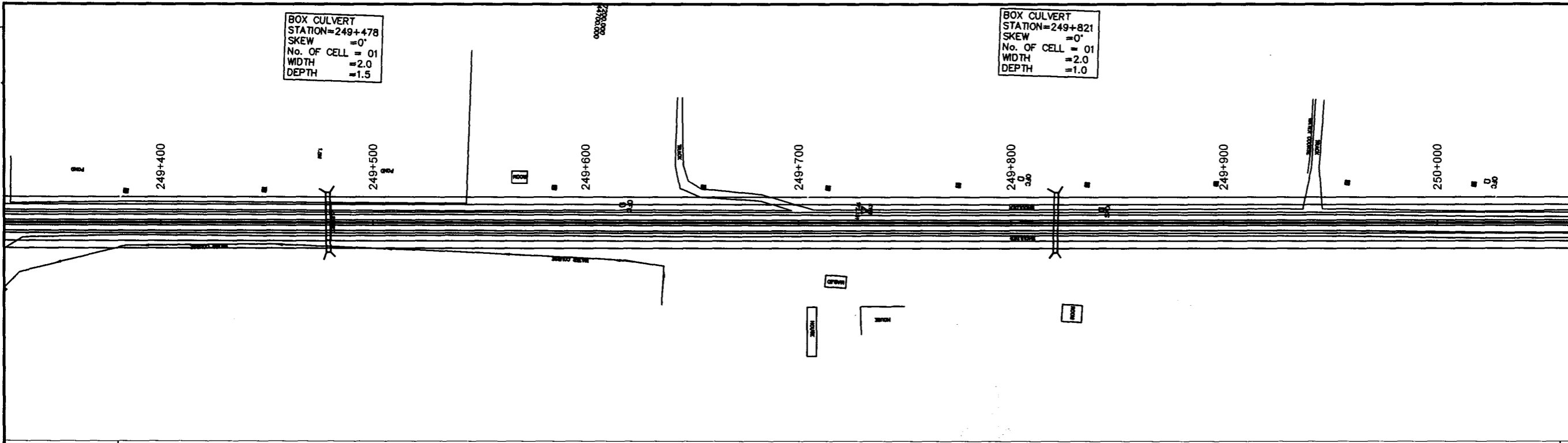
DRAWING TITLE:
PLAN & PROFILE
248+677.42 - 249+354.85

DESIGN BY: A.S	SHEET NO: 25 of 157
DRAWN BY: S.A	SCALE: H = 1:2000 V = 1:100
CHECKED BY: A.S	DATE: APRIL, 2023
APPROVED BY:	REVISION:

CAD FILE NAME:
CEC/CAREC/T/III/01

BOX CULVERT
STATION=249+478
SKEW = 0°
No. OF CELL = 01
WIDTH = 2.0
DEPTH = 1.5

BOX CULVERT
STATION=249+821
SKEW = 0°
No. OF CELL = 01
WIDTH = 2.0
DEPTH = 1.0



Station	CH	N.S.L	P.G.L	VCD	HCD
249+355	172.601	172.601	172.261		
249+375	171.962	171.962	172.193		
249+400	171.935	171.935	172.184		
249+425	171.962	171.962	172.187		
249+450	171.935	171.935	172.220		
249+475	172.010	172.010	172.283		
249+500	172.121	172.121	172.375		
249+525	172.272	172.272	172.496		
249+550	172.441	172.441	172.647		
249+575	172.609	172.609	172.815		
249+600	172.787	172.787	172.983		
249+625	173.008	173.008	173.150		
249+650	173.180	173.180	173.318		
249+675	173.369	173.369	173.485		
249+700	173.519	173.519	173.653		
249+725	173.620	173.620	173.821		
249+750	173.775	173.775	173.988		
249+775	173.958	173.958	174.156		
249+800	174.109	174.109	174.324		
249+825	174.281	174.281	174.491		
249+850	174.414	174.414	174.651		
249+875	174.480	174.480	174.775		
249+900	174.544	174.544	174.858		
249+925	174.526	174.526	174.903		
249+950	174.536	174.536	174.908		
249+975	174.496	174.496	174.873		
250+000	174.444	174.444	174.807		
250+025	174.419	174.419	174.738		
250+032	174.428	174.428	174.718		

NOTES
1. ALL DIMENSIONS AND ARE IN METERS.

LEGEND

TENDER DRAWINGS

REV.	REVISION/ISSUE	DATE

PROJECT:
CONSTRUCTION OF DG KHAN - DI KHAN SECTION OF N-55 AS 4-LANE HIGHWAY (208 Km) PACKAGE-2 (Km 233+200 TO 329+700)

CLIENT:
NATIONAL HIGHWAYS AUTHORITY (NHA)


CONSULTANTS:

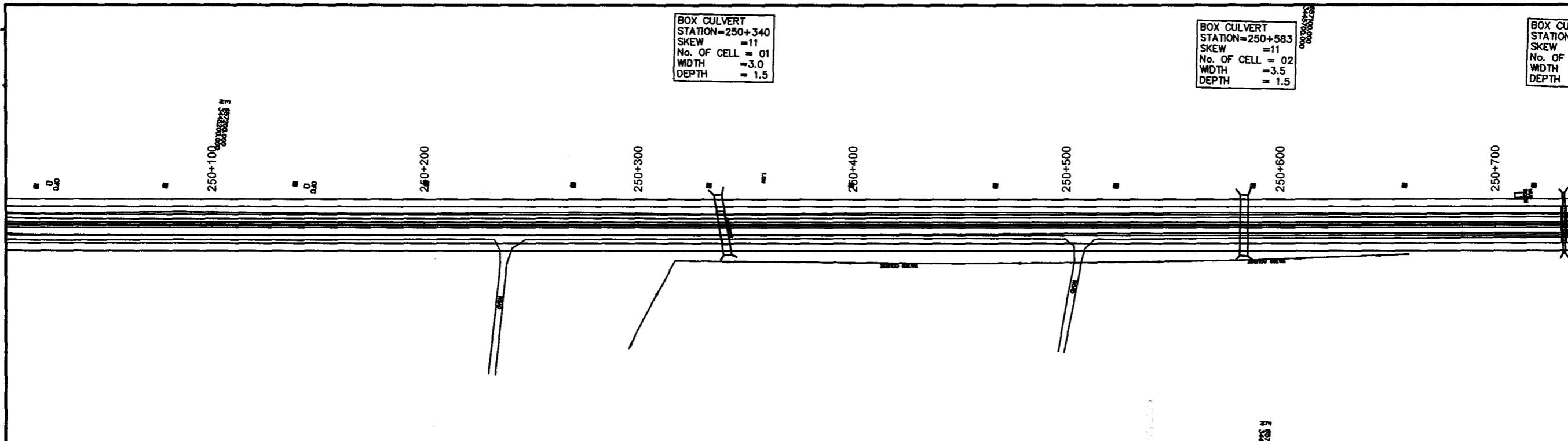
- MINCONSULT. SDN BHD In Joint Venture With
- SAMAN CORPORATION
- SHELADIA ASSOCIATES
- CEC
- AAA
- ACE
- AA
- ACC

DRAWING TITLE:
PLAN & PROFILE
249+354.85 - 250+032.27

DESIGN BY:	SHEET NO:
A.S	26 of 157
DRAWN BY:	SCALE:
S.A	H = 1:2000 V = 1:100
CHECKED BY:	DATE:
A.S	APRIL, 2023
APPROVED BY:	REVISION:

CAD FILE NAME:
CEC/CAREC/III/01

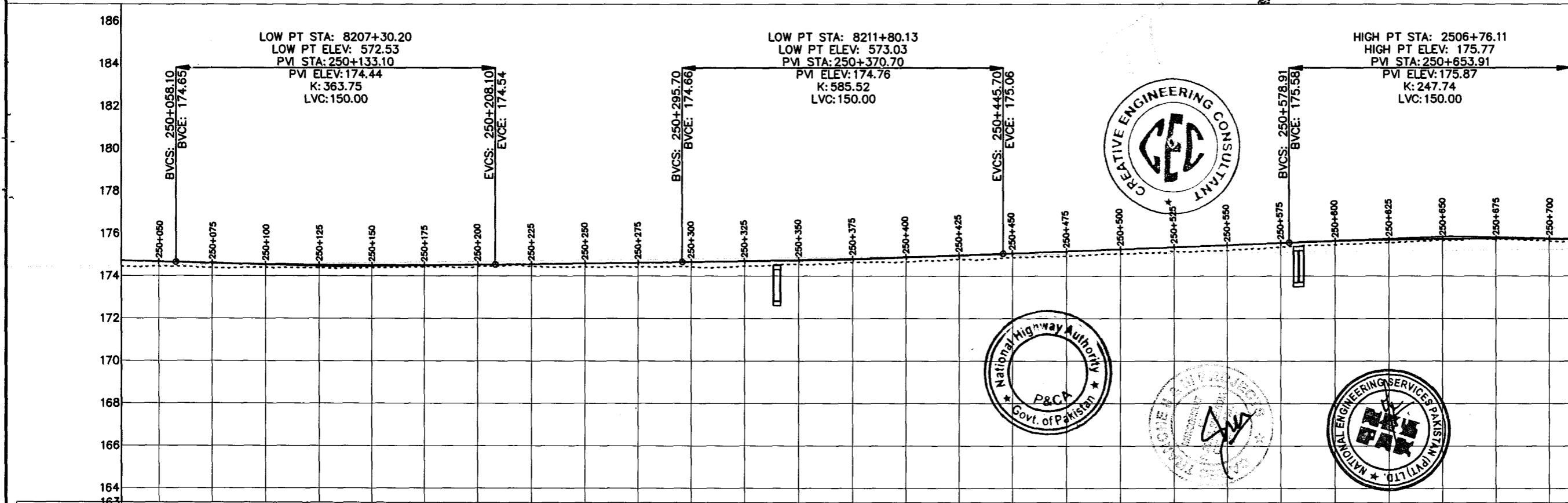




BOX CULVERT
 STATION=250+340
 SKEW = 11
 No. OF CELL = 01
 WIDTH = 3.0
 DEPTH = 1.5

BOX CULVERT
 STATION=250+583
 SKEW = 11
 No. OF CELL = 02
 WIDTH = 3.5
 DEPTH = 1.5

BOX CULVERT
 STATION=250+700
 SKEW = 11
 No. OF CELL = 01
 WIDTH = 3.0
 DEPTH = 1.5



Station	CH	N.S.L	P.G.L	VCD	HCD
250+050	174.428	174.439	174.669		
250+075	174.375	174.375	174.604		
250+100	174.382	174.382	174.555		
250+125	174.375	174.375	174.523		
250+150	174.384	174.384	174.509		
250+175	174.420	174.420	174.512		
250+200	174.440	174.440	174.532		
250+225	174.466	174.466	174.565		
250+250	174.424	174.424	174.599		
250+275	174.436	174.436	174.633		
250+300	174.441	174.441	174.667		
250+325	174.462	174.462	174.708		
250+350	174.552	174.552	174.760		
250+375	174.628	174.628	174.823		
250+400	174.666	174.666	174.896		
250+425	174.786	174.786	174.980		
250+450	174.884	174.884	175.074		
250+475	174.945	174.945	175.172		
250+500	175.044	175.044	175.270		
250+525	175.156	175.156	175.368		
250+550	175.211	175.211	175.467		
250+575	175.351	175.351	175.565		
250+600	175.464	175.464	175.654		
250+625	175.574	175.574	175.718		
250+650	175.671	175.671	175.757		
250+675	175.739	175.739	175.771		
250+700	175.845	175.845	175.759		
250+710	175.810	175.810	175.748		

NOTES
 1. ALL DIMENSIONS AND ARE IN METERS.

LEGEND

REV.	REVISION/ISSUE	DATE

PROJECT:
 CONSTRUCTION OF DG KHAN - DI KHAN SECTION OF N-55 AS 4-LANE HIGHWAY (208 Km) PACKAGE-2 (Km 233+200 TO 329+700)




CLIENT:
 NATIONAL HIGHWAYS AUTHORITY (NHA)

CONSULTANTS:
 MINCONSULT. SDN BHD
 In Joint Venture With
 SAMAN CORPORATION
 SHELADIA ASSOCIATES
 CEC
 AAA
 ACE
 AA
 ACC

DRAWING TITLE:
 PLAN & PROFILE
 250+032.27 - 250+709.69

DESIGN BY:	SHEET NO:
A.S	27 of 157
DRAWN BY:	SCALE:
S.A	H = 1:2000 V = 1:100
CHECKED BY:	DATE:
A.S	APRIL, 2023
APPROVED BY:	REVISION:

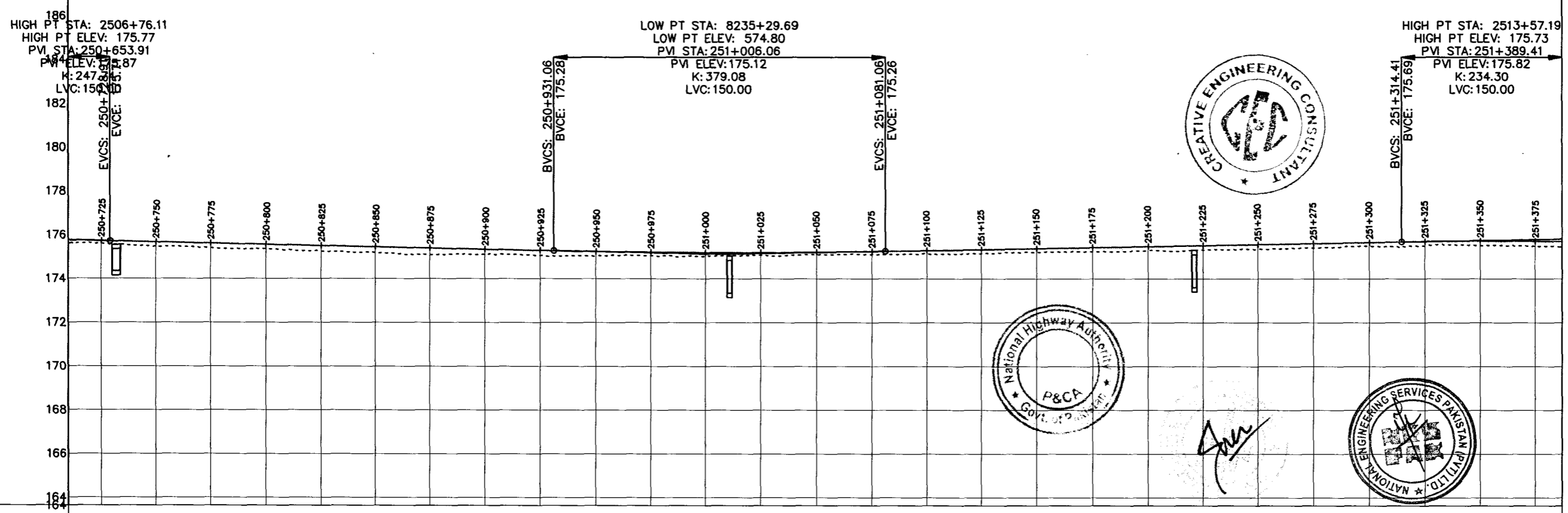
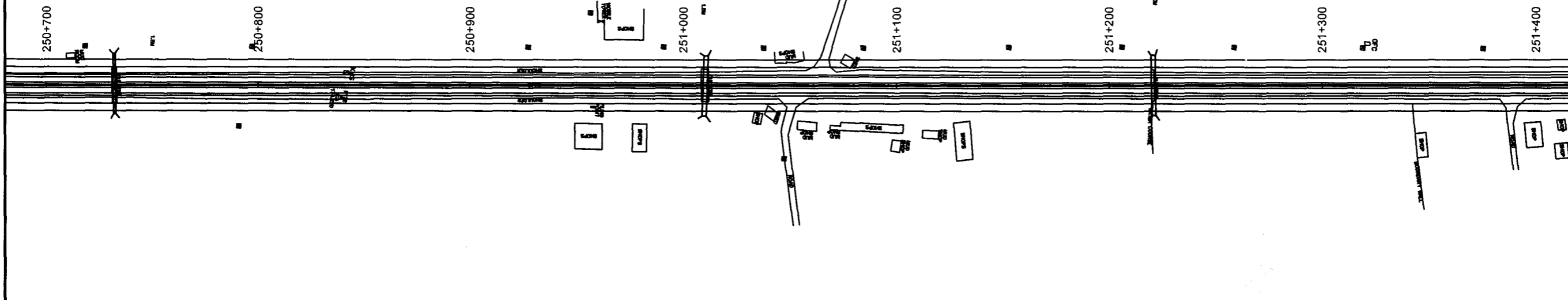
CAD FILE NAME:
 CEC/CAREC/III/01



BOX CULVERT
 STATION=250+732
 SKEW = 0
 No. OF CELL = 01
 WIDTH = 1.0
 DEPTH = 3.5

BOX CULVERT
 STATION=250+975
 SKEW = 0
 No. OF CELL = 01
 WIDTH = 2.0
 DEPTH = 1.5

BOX CULVERT
 STATION=251+220
 SKEW = 0
 No. OF CELL = 01
 WIDTH = 2.0
 DEPTH = 1.5



Station	CH	N.S.L	P.G.L	VCD	HCD
250+710	175.610	175.610	175.748		
250+725	175.606	175.606	175.722		
250+750	175.450	175.450	175.670		
250+775	175.404	175.404	175.616		
250+800	175.356	175.356	175.563		
250+825	175.254	175.254	175.510		
250+850	175.177	175.177	175.456		
250+875	175.101	175.101	175.403		
250+900	175.115	175.115	175.350		
250+925	175.057	175.057	175.297		
250+950	175.039	175.039	175.248		
250+975	175.055	175.055	175.215		
251+000	175.026	175.026	175.199		
251+025	175.079	175.079	175.200		
251+050	175.098	175.098	175.217		
251+075	175.114	175.114	175.250		
251+100	175.144	175.144	175.295		
251+125	175.155	175.155	175.341		
251+150	175.228	175.228	175.387		
251+175	175.228	175.228	175.432		
251+200	175.281	175.281	175.478		
251+225	175.320	175.320	175.524		
251+250	175.354	175.354	175.569		
251+275	175.411	175.411	175.615		
251+300	175.484	175.484	175.661		
251+325	175.509	175.509	175.704		
251+350	175.526	175.526	175.725		
251+375	175.481	175.481	175.719		
251+387	175.447	175.447	175.707		

NOTES
 1- ALL DIMENSIONS AND ARE IN METERS.

LEGEND

REV.	REVISION/ISSUE	DATE

PROJECT:
 CONSTRUCTION OF DG KHAN - DI KHAN SECTION OF N-55 AS 4-LANE HIGHWAY (208 Km) PACKAGE-2 (Km 233+200 TO 329+700)




CLIENT:
 NATIONAL HIGHWAYS AUTHORITY (NHA)

CONSULTANTS:
 MINCONSULT, SDN BHD
 In Joint Venture With
 SAMAN CORPORATION
 SHELADIA ASSOCIATES
 CEC
 AAA
 ACE
 AA
 ACC

DRAWING TITLE:
 PLAN & PROFILE
 250+709.69 - 251+387.12

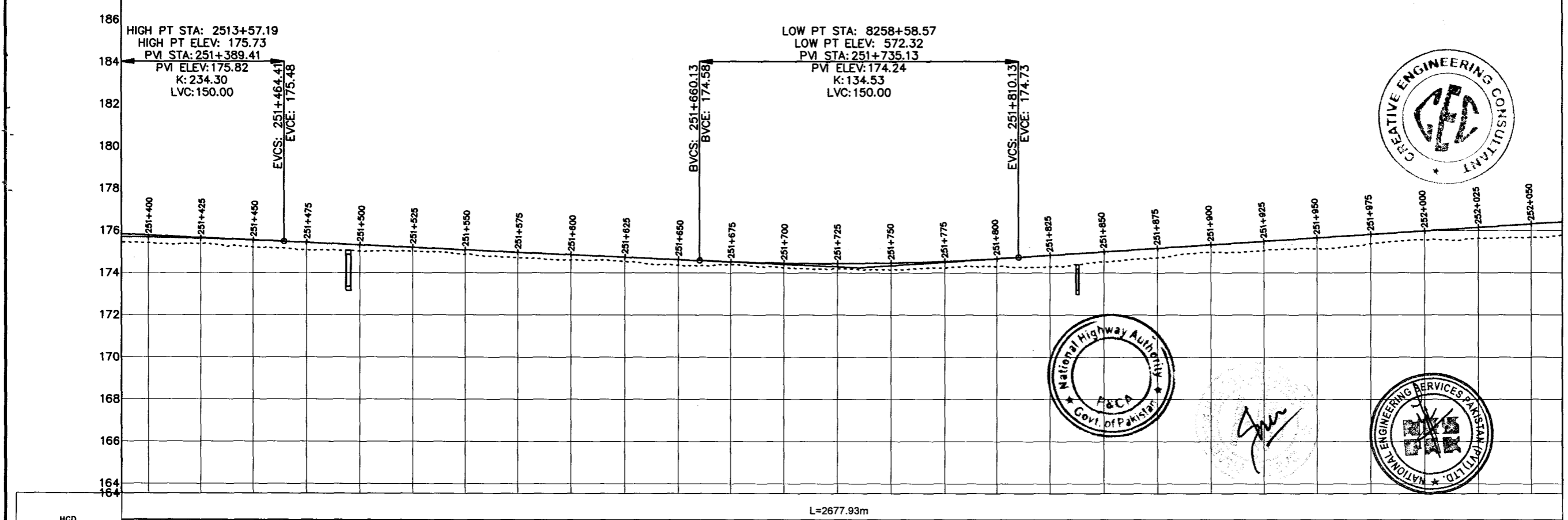
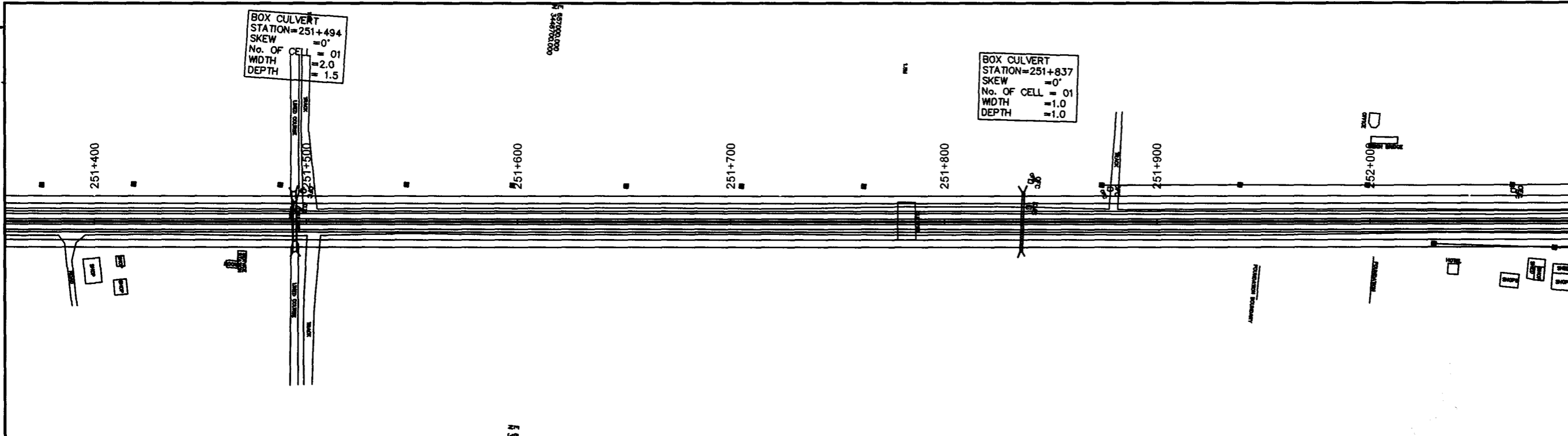
DESIGN BY:	SHEET NO:
A.S	28 of 157
DRAWN BY:	SCALE:
S.A	H = 1:2000 V = 1:100
CHECKED BY:	DATE:
A.S	APRIL, 2023
APPROVED BY:	REVISION:

CAD FILE NAME:
 CEC/CAREC/T/III/01



BOX CULVERT
 STATION=251+494
 SKEW = 0°
 No. OF CELL = 01
 WIDTH = 2.0
 DEPTH = 1.5

BOX CULVERT
 STATION=251+837
 SKEW = 0°
 No. OF CELL = 01
 WIDTH = 1.0
 DEPTH = 1.0



Station	CH	N.S.L	P.G.L	VCD	HCD
251+387	175.447	175.447	175.707		
251+400	175.419	175.419	175.687		
251+425	175.351	175.351	175.628		
251+450	175.204	175.204	175.542		
251+475	175.072	175.072	175.432		
251+500	175.032	175.032	175.318		
251+525	175.012	175.012	175.203		
251+550	174.873	174.873	175.089		
251+575	174.705	174.705	174.974		
251+600	174.606	174.606	174.860		
251+625	174.543	174.543	174.746		
251+650	174.361	174.361	174.631		
251+675	174.387	174.387	174.525		
251+700	174.233	174.233	174.462		
251+725	174.185	174.185	174.444		
251+750	174.150	174.150	174.474		
251+775	174.238	174.238	174.550		
251+800	174.297	174.297	174.672		
251+825	174.287	174.287	174.833		
251+850	174.533	174.533	174.997		
251+875	174.724	174.724	175.161		
251+900	174.969	174.969	175.326		
251+925	175.057	175.057	175.490		
251+950	175.140	175.140	175.654		
251+975	175.366	175.366	175.819		
252+000	175.567	175.567	175.983		
252+025	175.628	175.628	176.147		
252+050	175.680	175.680	176.312		
252+065	175.790	175.790	176.467		

NOTES
 1. ALL DIMENSIONS AND ARE IN METERS.

LEGEND

REV.	REVISION/ISSUE	DATE

TENDER DRAWINGS

PROJECT:
 CONSTRUCTION OF DG KHAN - DI KHAN SECTION OF N-55 AS 4-LANE HIGHWAY (208 Km) PACKAGE-2 (Km 233+200 TO 329+700)




CLIENT:
 NATIONAL HIGHWAYS AUTHORITY (NHA)

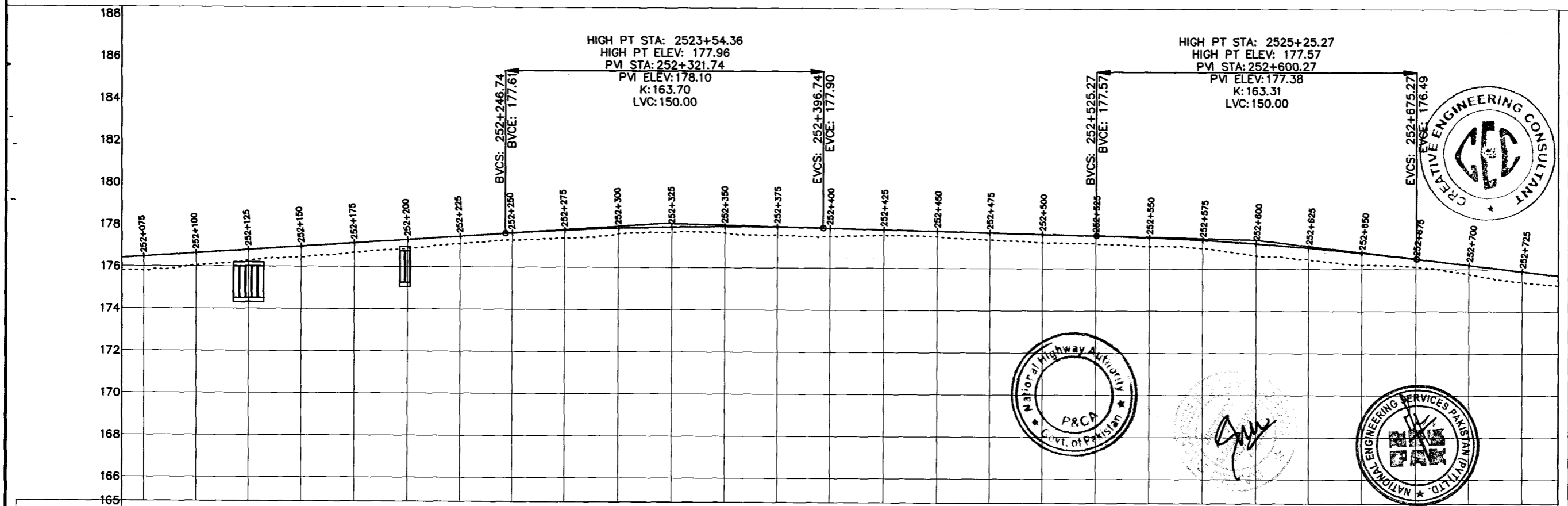
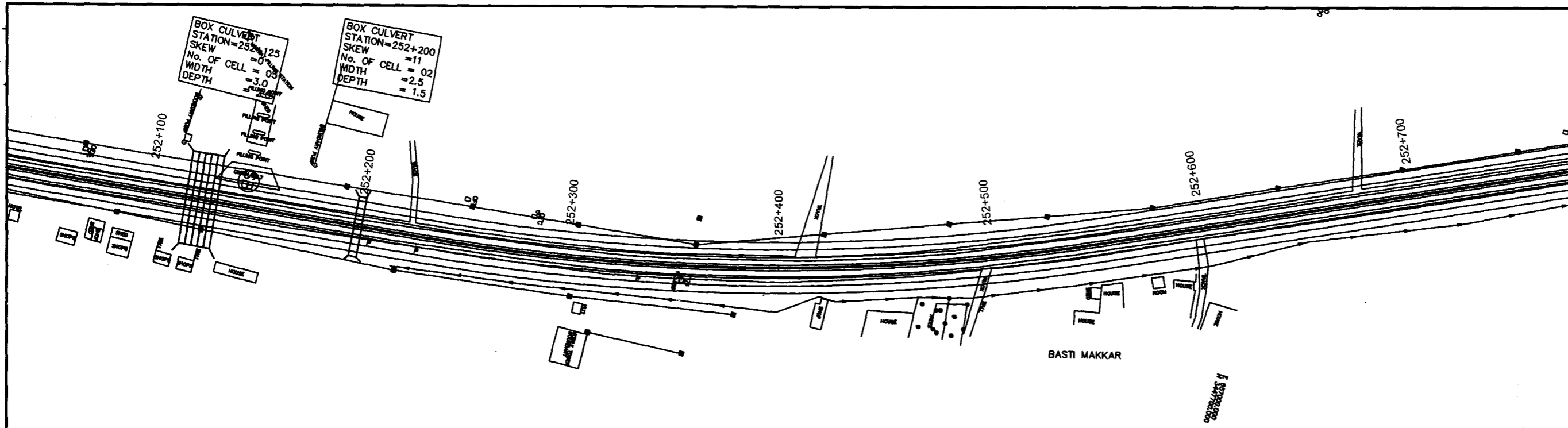
- CONSULTANTS:
- MINCONSULT, SDN BHD In Joint Venture With
 - SAMAN CORPORATION
 - SHELADIA ASSOCIATES
 - CEC
 - AAA
 - ACE
 - AA
 - ACC

DRAWING TITLE:
 PLAN & PROFILE
 251+387.12 - 252+064.54

DESIGN BY: A.S	SHEET NO: 29 of 157
DRAWN BY: S.A	SCALE: H = 1:2000 V = 1:100
CHECKED BY: A.S	DATE: APRIL, 2023
APPROVED BY:	REVISION:

CAD FILE NAME:
 CEC/CAREC/TIII/01





Station	CH	N.S.L	P.G.L
252+065	175.790	176.467	
252+075	175.799	176.476	
252+100	176.061	176.840	
252+125	176.279	176.805	
252+150	176.451	176.969	
252+175	176.679	177.133	
252+200	176.868	177.298	
252+225	177.103	177.462	
252+250	177.285	177.626	
252+275	177.397	177.766	
252+300	177.593	177.869	
252+325	177.674	177.933	
252+350	177.650	177.958	
252+375	177.546	177.946	
252+400	177.505	177.896	
252+425	177.578	177.831	
252+450	177.500	177.766	
252+475	177.343	177.701	
252+500	177.248	177.637	
252+525	177.195	177.572	
252+550	177.053	177.488	
252+575	176.982	177.367	
252+600	176.620	177.207	
252+625	176.464	177.008	
252+650	176.190	176.772	
252+675	176.109	176.497	
252+700	175.764	176.203	
252+725	175.381	175.908	
252+742	175.231	175.709	

NOTES
1- ALL DIMENSIONS AND ARE IN METERS.

LEGEND

REV.	REVISION/ISSUE	DATE
------	----------------	------

PROJECT:
CONSTRUCTION OF DG KHAN - DI KHAN SECTION OF N-65 AS 4- LANE HIGHWAY (208 Km) PACKAGE-2 (Km 233+200 TO 329+700)


CLIENT:
NATIONAL HIGHWAYS AUTHORITY (NHA)

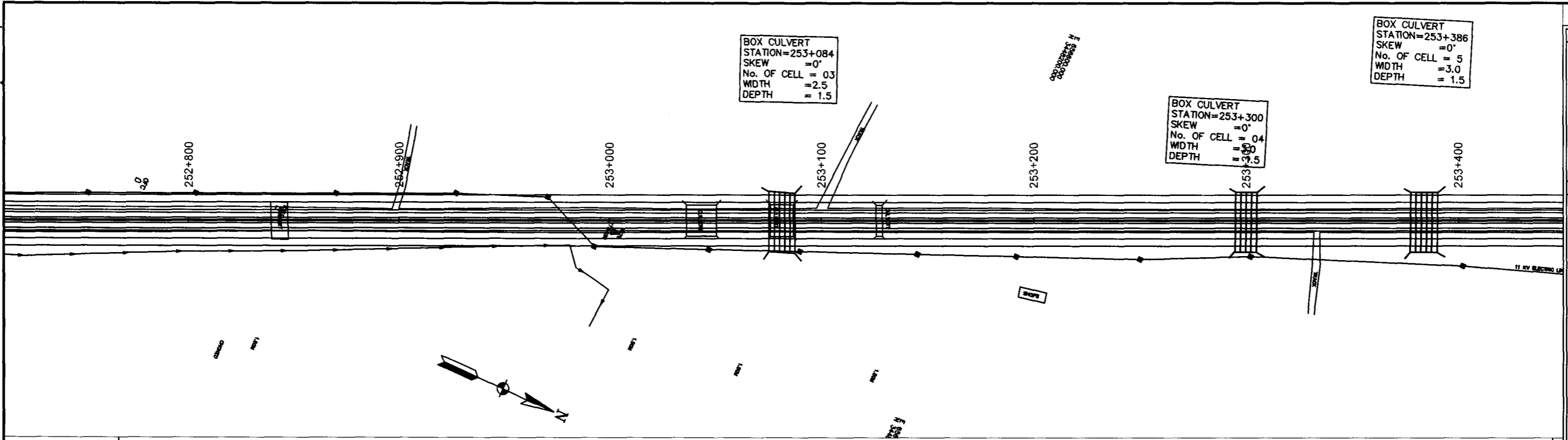
CONSULTANTS:
MINCONSULT. SDN BHD In Joint Venture With SAMAN CORPORATION
SHELADIA ASSOCIATES
CEC
AAA
ACE
AA
ACC

DRAWING TITLE:
PLAN & PROFILE
252+064.54 - 252+741.96

DESIGN BY:	SHEET NO:
A.S	30 of 157
DRAWN BY:	SCALE: H = 1:2000 V = 1:100
S.A	
CHECKED BY:	DATE:
A.S	APRIL, 2023
APPROVED BY:	REVISION:

CAD FILE NAME:
CEC/CAREC/TIII/01

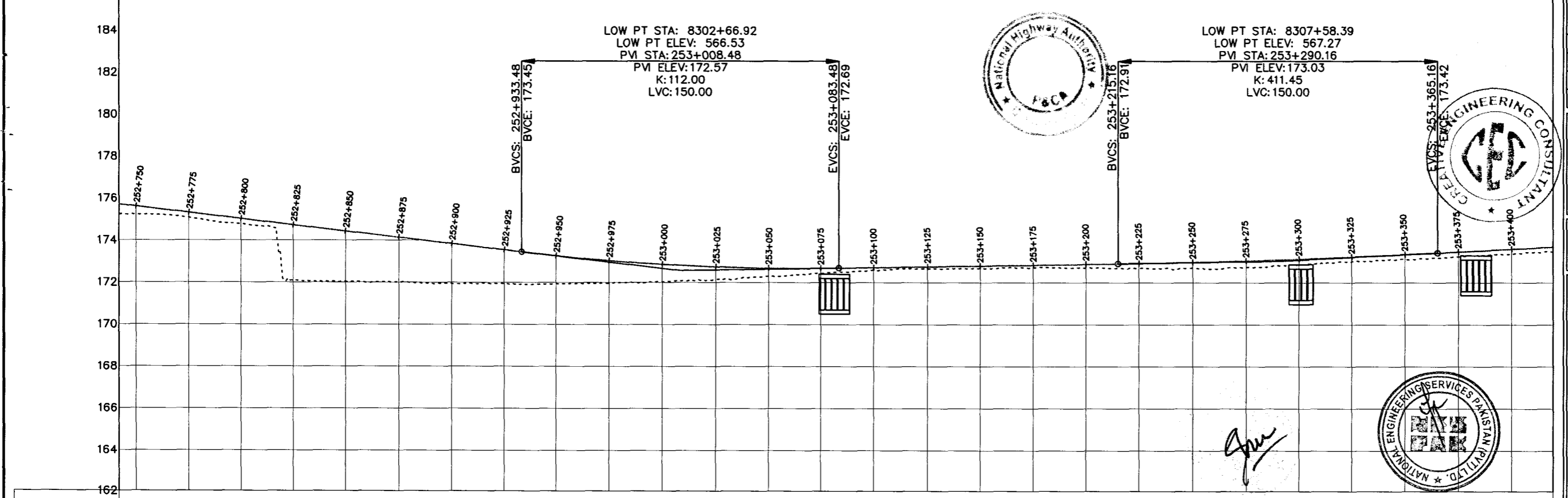




BOX CULVERT
 STATION=253+084
 SKEW = 0°
 No. OF CELL = 03
 WIDTH = 2.5
 DEPTH = 1.5



BOX CULVERT
 STATION=253+300
 SKEW = 0°
 No. OF CELL = 04
 WIDTH = 3.0
 DEPTH = 1.5

BOX CULVERT
 STATION=253+386
 SKEW = 0°
 No. OF CELL = 5
 WIDTH = 3.0
 DEPTH = 1.5



LOW PT STA: 8302+66.92
 LOW PT ELEV: 566.53
 PVI STA: 253+008.48
 PVI ELEV: 172.57
 K: 112.00
 LVC: 150.00

LOW PT STA: 8307+58.39
 LOW PT ELEV: 567.27
 PVI STA: 253+290.16
 PVI ELEV: 173.03
 K: 411.45
 LVC: 150.00



HCD	L=919.00m																											
VCD	Grade (-1.18%) Tangent Length (258.21) Chainage (252+933.48) Elevation (173.45)										Grade (0.16%) Tangent Length (131.68) Chainage (253+215.16) Elevation (172.91)																	
P.G.L	252+742	252+750	252+775	252+800	252+825	252+850	252+875	252+900	252+925	252+950	253+000	253+025	253+050	253+075	253+100	253+125	253+150	253+175	253+200	253+225	253+250	253+275	253+300	253+325	253+350	253+375	253+400	253+419
N.S.L	175.231	175.226	175.072	174.759	172.073	172.038	172.004	171.935	171.921	171.936	171.967	172.043	172.146	172.295	172.611	172.649	172.680	172.715	172.702	172.682	172.697	172.871	173.027	173.114	173.239	173.370	173.507	173.707
CH	175.700	175.614	175.320	175.025	174.731	174.437	174.142	173.848	173.554	173.271	173.042	172.868	172.750	172.688	172.682	172.759	172.800	172.840	172.881	172.922	172.976	173.046	173.130	173.230	173.344	173.473	173.605	173.707

NOTES
 1. ALL DIMENSIONS AND ARE IN METERS.

LEGEND

REV	REVISION/ISSUE	DATE

PROJECT:
 CONSTRUCTION OF DG KHAN - DI KHAN SECTION OF N-55 AS 4-LANE HIGHWAY (208 Km) PACKAGE-2 (Km 233+200 TO 329+700)

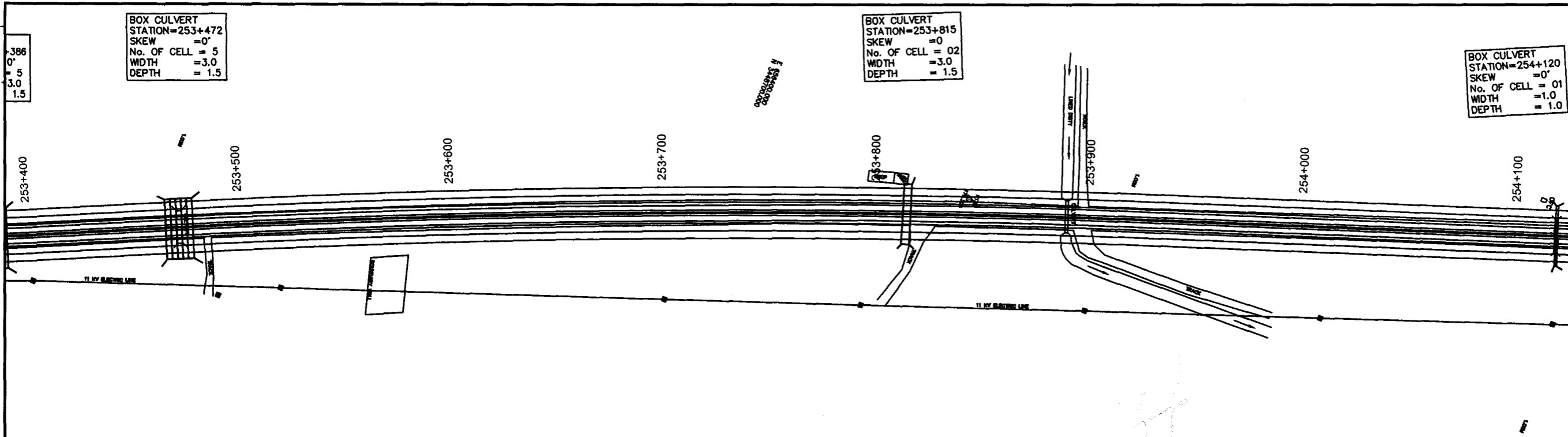
CLIENT:
 NATIONAL HIGHWAYS AUTHORITY (NHA)

CONSULTANTS:
 MINCONSULT SDN BHD
 In Joint Venture With
 SAMAN CORPORATION
 SHELADIA ASSOCIATES
 CEC
 AAA
 ACE
 AA
 ACC

DRAWING TITLE:
 PLAN & PROFILE
 252+741.96 - 253+419.38



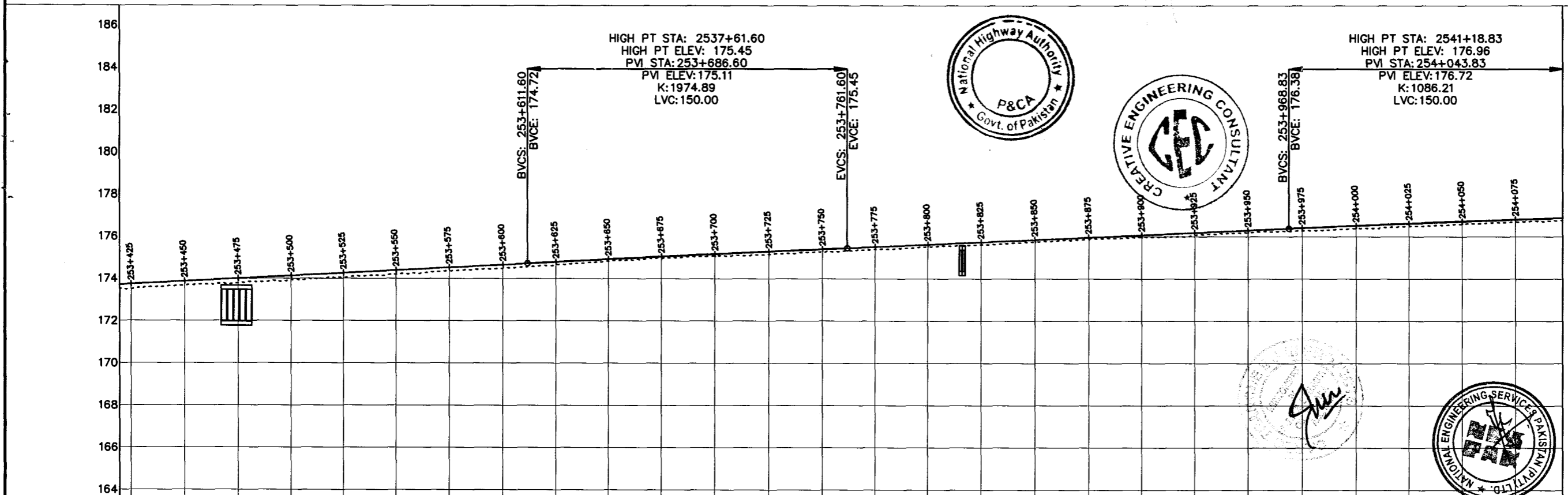
DESIGN BY: A.S	SHEET NO: 31 of 157
DRAWN BY: S.A	SCALE: H = 1:2000 V = 1:100
CHECKED BY: A.S	DATE: APRIL, 2023
APPROVED BY:	REVISION:

CAD FILE NAME:
 CEC/CAREC/III/01



NOTES
 1- ALL DIMENSIONS AND ARE IN METERS.

LEGEND



REV.	REVISION/ISSUE	DATE

PROJECT:
 CONSTRUCTION OF DG KHAN - DI KHAN SECTION OF N-55 AS 4-LANE HIGHWAY (208 Km) PACKAGE-2 (Km 233+200 TO 329+700)

CLIENT:
 NATIONAL HIGHWAYS AUTHORITY (NHA)

- CONSULTANTS:**
- MINCONSULT SDN BHD In Joint Venture With
 - SAMAN CORPORATION
 - SHELADIA ASSOCIATES
 - CEC
 - AAA
 - ACE
 - AA
 - ACC

DRAWING TITLE:
 PLAN & PROFILE
 253+419.38 - 254+096.81

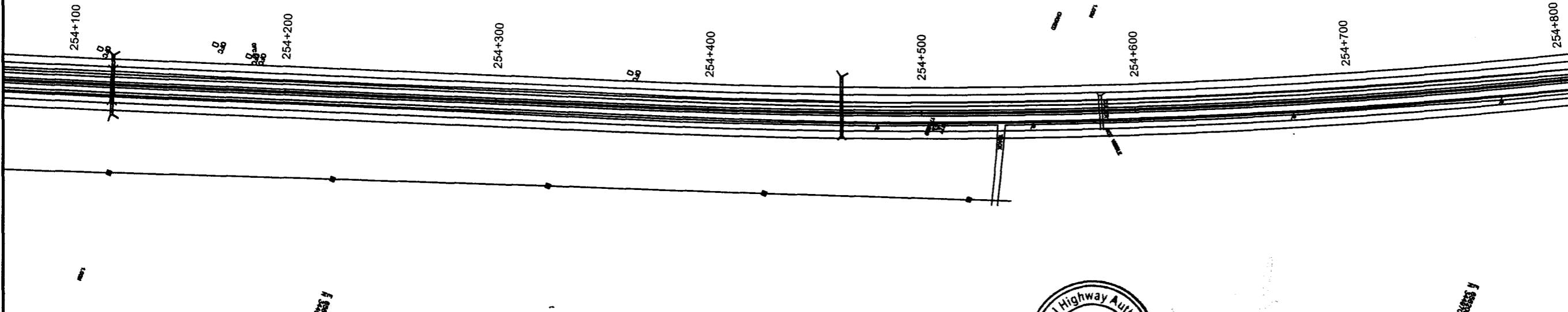
DESIGN BY: A.S	SHEET NO: 32 of 157
DRAWN BY: S.A	SCALE: H = 1:2000 V = 1:100
CHECKED BY: A.S	DATE: APRIL, 2023
APPROVED BY:	REVISION:

CAD FILE NAME:
 CEC/CAREC/T/III/01

Station	HCD	VCD	P.G.L	N.S.L	CH
253+419			173.567	173.767	173.767
253+425			173.486	173.736	173.736
253+450			173.669	173.868	173.868
253+475			173.775	174.000	174.000
253+500			173.926	174.131	174.131
253+525			174.051	174.263	174.263
253+550			174.196	174.394	174.394
253+575			174.350	174.526	174.526
253+600			174.482	174.657	174.657
253+625			174.653	174.789	174.789
253+650			174.823	174.917	174.917
253+675			174.954	175.042	175.042
253+700			175.083	175.164	175.164
253+725			175.151	175.283	175.283
253+750			175.264	175.399	175.399
253+775			175.391	175.512	175.512
253+800			175.511	175.624	175.624
253+825			175.619	175.737	175.737
253+850			175.754	175.849	175.849
253+875			175.893	175.962	175.962
253+900			175.970	176.075	176.075
253+925			176.069	176.187	176.187
253+950			176.195	176.300	176.300
253+975			176.270	176.412	176.412
254+000			176.397	176.521	176.521
254+025			176.490	176.623	176.623
254+050			176.582	176.720	176.720
254+075			176.690	176.811	176.811
254+097			176.769	176.896	176.896

BOX CULVERT
 STATION=254+120
 SKEW = 0°
 No. OF CELL = 01
 WIDTH = 1.0
 DEPTH = 1.0

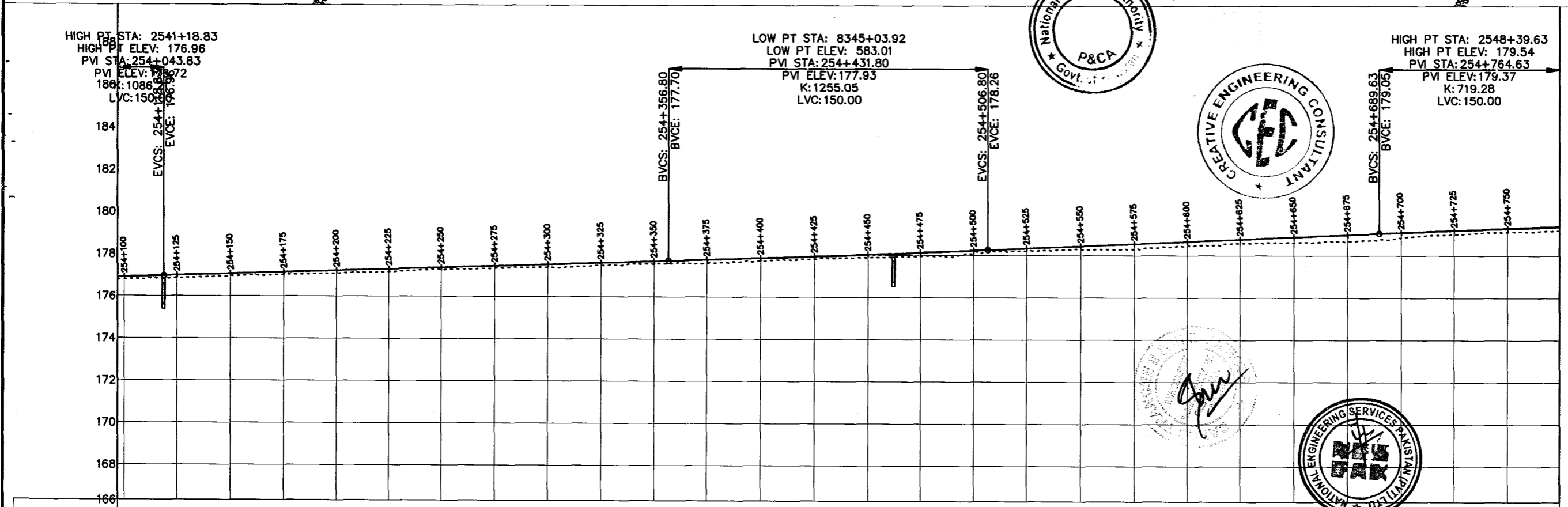
BOX CULVERT
 STATION=254+462
 SKEW = 0°
 No. OF CELL = 01
 WIDTH = 3.0
 DEPTH = 1.5





HIGH PT STA: 2541+18.83
 HIGH PT ELEV: 176.96
 PVI STA: 254+043.83
 PVI ELEV: 176.972
 189: 1086.63
 LVC: 150.00

LOW PT STA: 8345+03.92
 LOW PT ELEV: 583.01
 PVI STA: 254+431.80
 PVI ELEV: 177.93
 K: 1255.05
 LVC: 150.00

HIGH PT STA: 2548+39.63
 HIGH PT ELEV: 179.54
 PVI STA: 254+764.63
 PVI ELEV: 179.37
 K: 719.28
 LVC: 150.00



Station	HCD	VCD	P.G.L	N.S.L	CH
254+100			176.886	176.774	176.886
254+125			176.976	176.850	176.976
254+150			177.054	176.945	177.054
254+175			177.132	177.008	177.132
254+200			177.210	177.072	177.210
254+225			177.288	177.154	177.288
254+250			177.366	177.269	177.366
254+275			177.444	177.334	177.444
254+300			177.523	177.389	177.523
254+325			177.601	177.471	177.601
254+350			177.679	177.529	177.679
254+375			177.758	177.588	177.758
254+400			177.842	177.695	177.842
254+425			177.932	177.783	177.932
254+450			178.026	177.877	178.026
254+475			178.125	177.946	178.125
254+500			178.229	178.111	178.229
254+525			178.337	178.216	178.337
254+550			178.445	178.282	178.445
254+575			178.553	178.292	178.553
254+600			178.661	178.466	178.661
254+625			178.769	178.578	178.769
254+650			178.877	178.617	178.877
254+675			178.985	178.662	178.985
254+700			179.092	178.846	179.092
254+725			179.192	179.010	179.192
254+750			179.283	179.119	179.283
254+774			179.363	179.194	179.363



NOTES
 1: ALL DIMENSIONS AND ARE IN METERS.

LEGEND

REV.	REVISION/ISSUE	DATE

PROJECT:
 CONSTRUCTION OF DG KHAN - DI KHAN SECTION OF N-55 AS 4-LANE HIGHWAY (208 Km) PACKAGE-2 (Km 233+200 TO 329+700)

CLIENT:
 NATIONAL HIGHWAYS AUTHORITY (NHA)

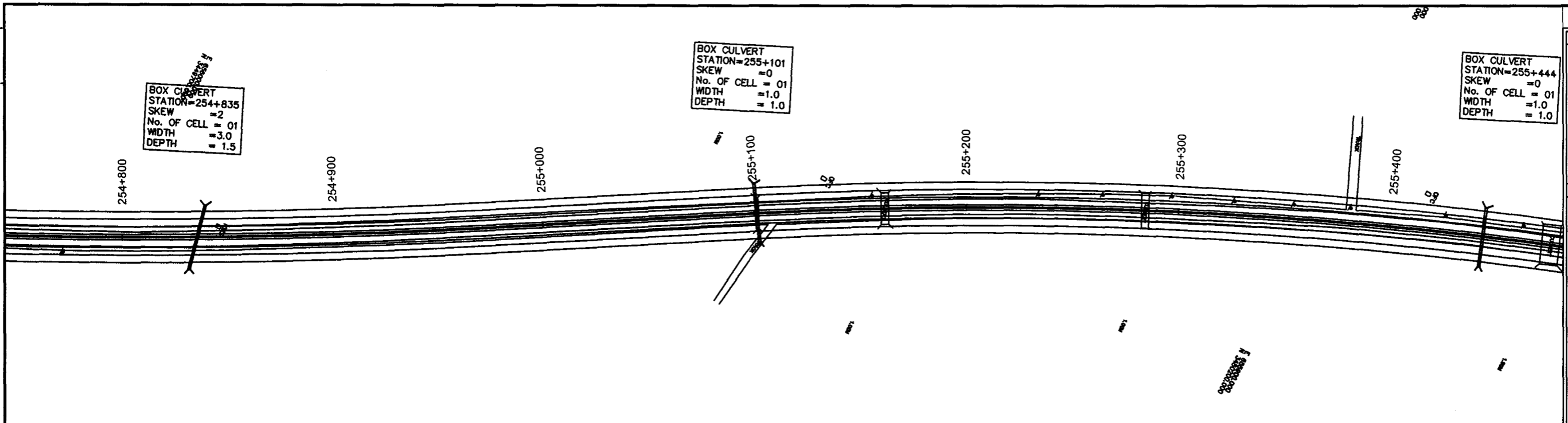
CONSULTANTS:

- MINCONSULT. SDN BHD In Joint Venture With
- SAMAN CORPORATION
- SHELADIA ASSOCIATES
- CEC
- AAA
- ACE
- AA
- ACC

DRAWING TITLE:
 PLAN & PROFILE
 254+096.81 - 254+774.23

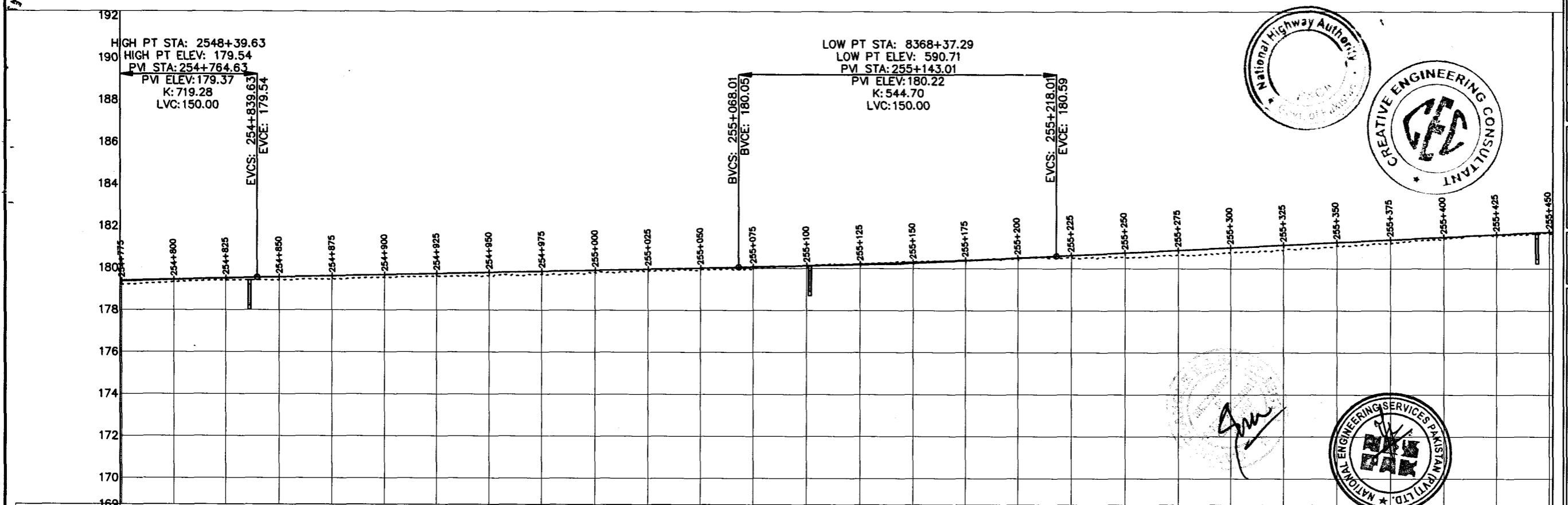
DESIGN BY: A.S	SHEET NO: 33 of 157
DRAWN BY: S.A	SCALE: H = 1:2000 V = 1:100
CHECKED BY: A.S	DATE: APRIL, 2023
APPROVED BY:	REVISION:

CAD FILE NAME:
 CEC/CAREC/III/01



NOTES
 1- ALL DIMENSIONS AND ARE IN METERS.

LEGEND



Station	HCD	VCD	P.G.L	N.S.L	CH
254+775			179.385	179.280	179.385
254+800			179.440	179.328	179.440
254+825			179.505	179.414	179.505
254+850			179.562	179.417	179.562
254+875			179.618	179.469	179.618
254+900			179.674	179.534	179.674
254+925			179.730	179.602	179.730
254+950			179.786	179.639	179.786
254+975			179.841	179.703	179.841
255+000			179.897	179.784	179.897
255+025			179.953	179.860	179.953
255+050			180.009	179.947	180.009
255+075			180.065	179.982	180.065
255+100			180.130	180.129	180.130
255+125			180.206	180.232	180.206
255+150			180.294	180.318	180.294
255+175			180.393	180.377	180.393
255+200			180.504	180.501	180.504
255+225			180.625	180.501	180.625
255+250			180.750	180.551	180.750
255+275			180.875	180.643	180.875
255+300			180.999	180.744	180.999
255+325			181.124	180.883	181.124
255+350			181.249	181.080	181.249
255+375			181.374	181.190	181.374
255+400			181.498	181.462	181.498
255+425			181.623	181.616	181.623
255+450			181.748	181.696	181.748

REV.	REVISION/ISSUE	DATE

PROJECT:
 CONSTRUCTION OF DG KHAN - DI KHAN SECTION OF N-55 AS 4-LANE HIGHWAY (208 Km) PACKAGE-2 (Km 233+200 TO 329+700)

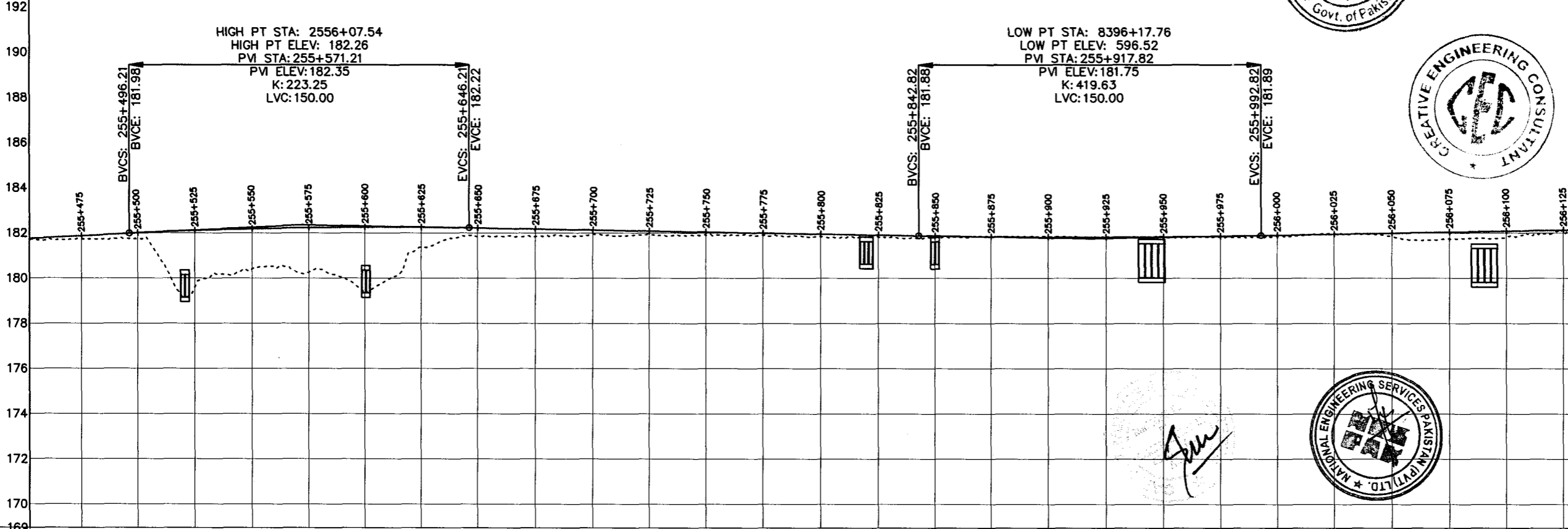
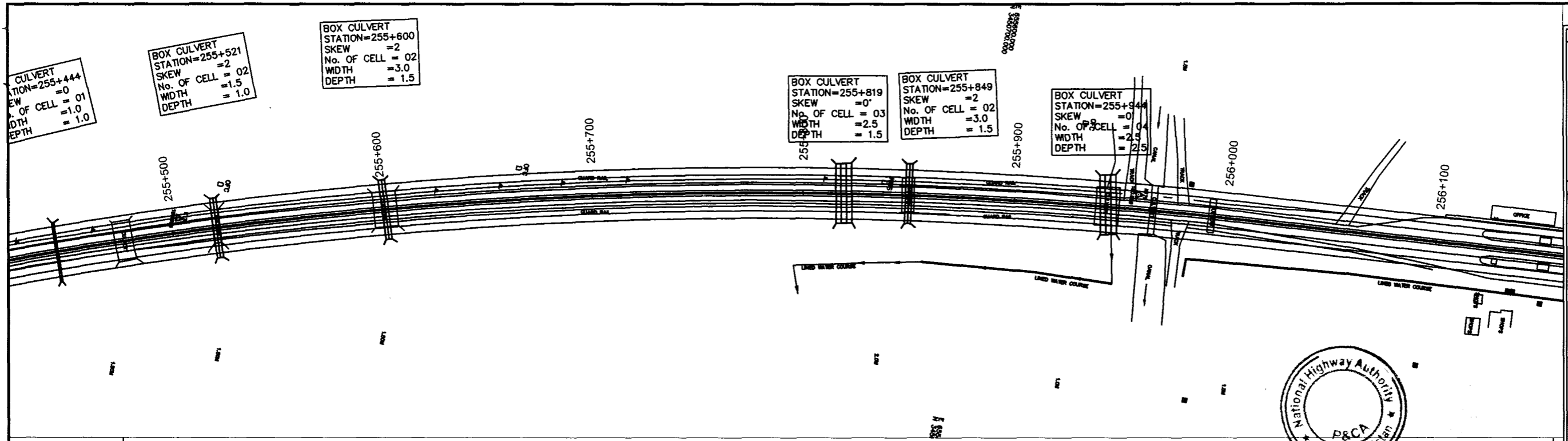
CLIENT:
 NATIONAL HIGHWAYS AUTHORITY (NHA)

- CONSULTANTS:**
- MINCONSULT SDN BHD
In Joint Venture With
 - SAMAN CORPORATION
 - SHELADIA ASSOCIATES
 - CEC
 - AAA
 - ACE
 - AA
 - ACC




DRAWING TITLE:
 PLAN & PROFILE
 254+774.23 - 255+451.65

DESIGN BY: A.S	SHEET NO.: 34 of 157
DRAWN BY: S.A	SCALE: H = 1:2000 V = 1:100
CHECKED BY: A.S	DATE: APRIL, 2023
APPROVED BY:	REVISION:

CAD FILE NAME:
 CEC/CAREC/TIII/01



HCD	L=915.35m R=2000.00m																											
VCD	Grade (-0.17%) Tangent Length (196.61) Chainage (255+842.82) Elevation (181.88)																											
P.G.L	255+452	255+475	255+500	255+525	255+550	255+575	255+600	255+625	255+650	255+675	255+700	255+725	255+750	255+775	255+800	255+825	255+850	255+875	255+900	255+925	255+950	255+975	256+000	256+025	256+050	256+075	256+100	256+125
N.S.L	181.690	181.728	181.739	179.616	180.394	180.260	179.324	181.362	181.840	181.828	181.941	181.910	181.880	181.898	181.840	181.912	181.812	181.817	181.850	181.832	181.818	181.828	181.864	181.963	181.839	181.741	181.800	182.133
CH	181.756	181.872	181.997	182.103	182.181	182.232	182.254	182.249	182.216	182.172	182.129	182.086	182.042	181.999	181.956	181.912	181.870	181.838	181.822	181.820	181.833	181.861	181.903	181.949	181.995	182.041	182.087	182.141



NOTES
1- ALL DIMENSIONS AND ARE IN METERS.

LEGEND

REV.	REVISION/ISSUE	DATE

PROJECT:
CONSTRUCTION OF DG KHAN - DI KHAN SECTION OF N-55 AS 4-LANE HIGHWAY (208 Km) PACKAGE-2 (Km 233+200 TO 329+700)

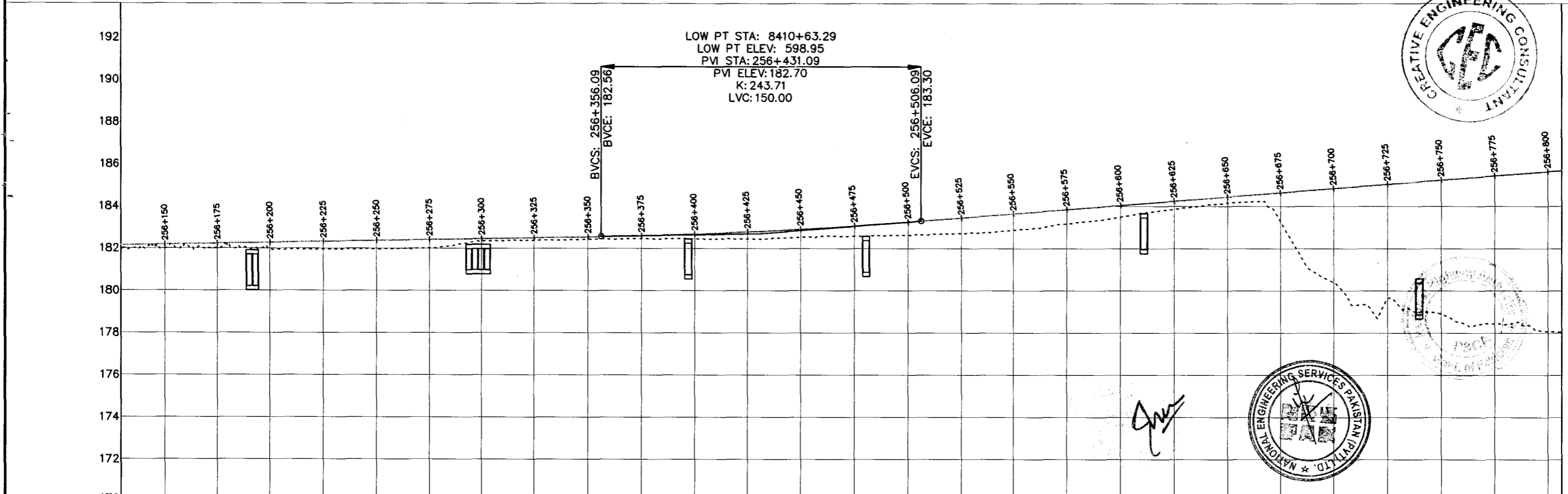
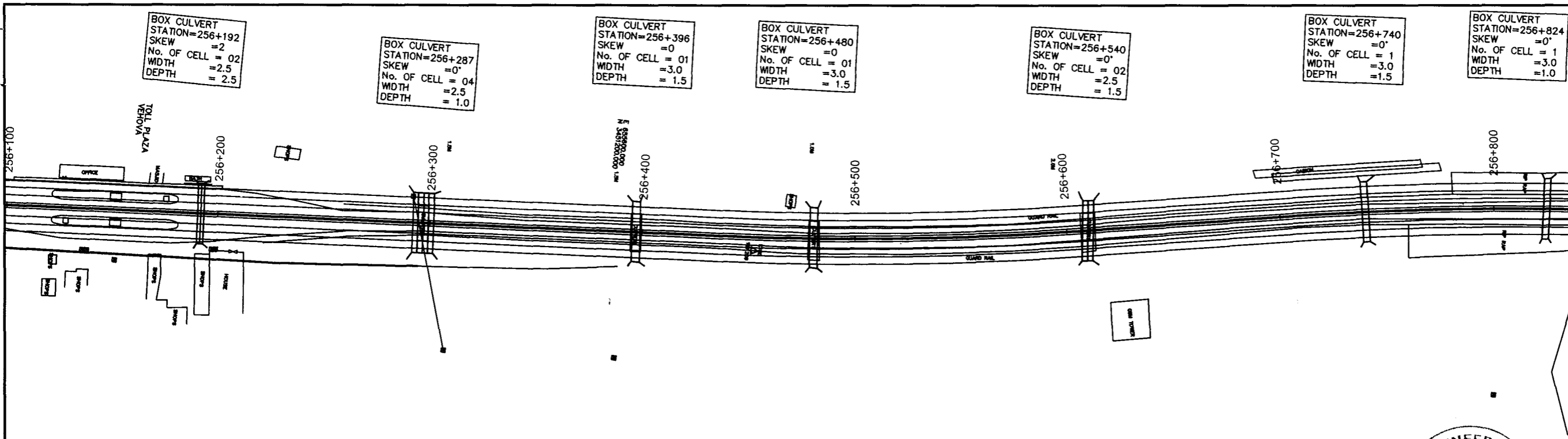
CLIENT:
NATIONAL HIGHWAYS AUTHORITY (NHA)

CONSULTANTS:
 MINCONSULT SDN BHD
 In Joint Venture With
 SAMAN CORPORATION
 SHELADIA ASSOCIATES
 CEC
 AAA
 ACE
 AA
 ACC

DRAWING TITLE:
PLAN & PROFILE
255+451.65 - 256+129.08

DESIGN BY: A.S	SHEET NO.: 35 of 157
DRAWN BY: S.A	SCALE: H = 1:2000 V = 1:100
CHECKED BY: A.S	DATE: APRIL, 2023
APPROVED BY:	REVISION:

CAD FILE NAME:
CEC/CAREC/T/III/01



Station	CH	N.S.L	P.G.L	VCD	HCD
256+129	181.976	181.976	182.144		
256+150	181.974	181.974	182.180		
256+175	182.034	182.034	182.226		
256+200	181.930	181.930	182.272		
256+225	181.944	181.944	182.318		
256+250	181.955	181.955	182.364		
256+275	182.005	182.005	182.410		
256+300	182.312	182.312	182.456		
256+325	182.374	182.374	182.502		
256+350	182.445	182.445	182.548		
256+375	182.458	182.458	182.601		
256+400	182.444	182.444	182.680		
256+425	182.453	182.453	182.784		
256+450	182.523	182.523	182.913		
256+475	182.576	182.576	183.069		
256+500	182.627	182.627	183.249		
256+525	182.705	182.705	183.449		
256+550	182.871	182.871	183.648		
256+575	183.175	183.175	183.848		
256+600	183.490	183.490	184.048		
256+625	183.849	183.849	184.248		
256+650	184.166	184.166	184.448		
256+675	183.265	183.265	184.648		
256+700	180.414	180.414	184.848		
256+725	179.659	179.659	185.048		
256+750	178.898	178.898	185.248		
256+775	178.434	178.434	185.448		
256+800	178.076	178.076	185.648		
256+824	178.019	178.019	185.700		

NOTES
1- ALL DIMENSIONS AND ARE IN METERS

LEGEND

TENDER DRAWINGS

REV.	REVISION/ISSUE	DATE

PROJECT:
CONSTRUCTION OF DG KHAN - DI KHAN SECTION OF N-55 AS 4-LANE HIGHWAY (208 Km) PACKAGE-2 (Km 233+200 TO 329+700)

CLIENT:
NATIONAL HIGHWAYS AUTHORITY (NHA)



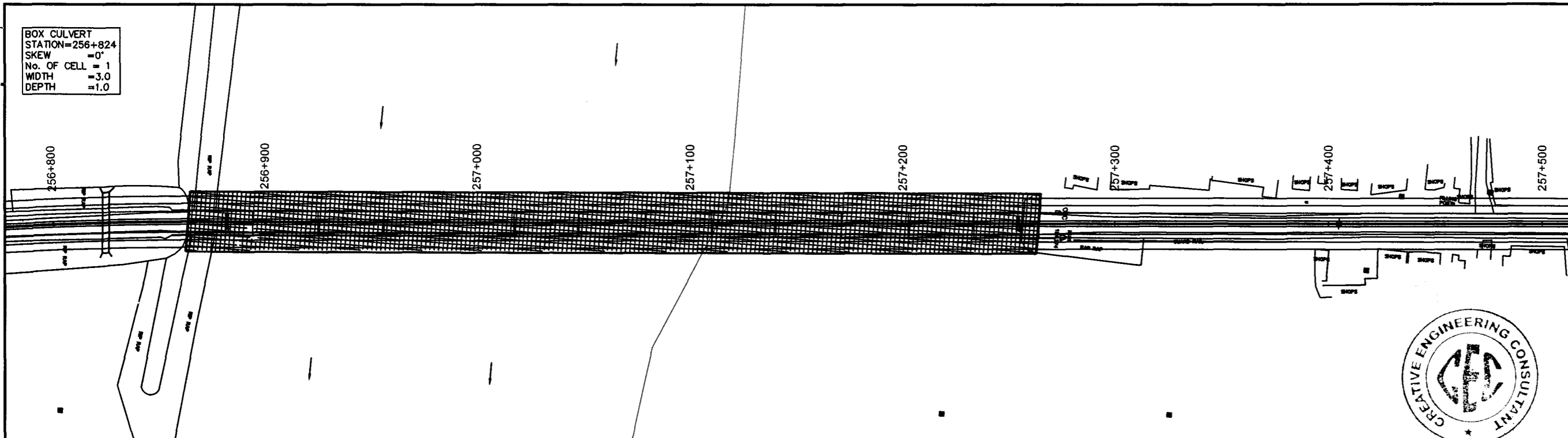
CONSULTANTS:
MINCONSULT. SDN BHD
In Joint Venture With
SAMAN CORPORATION
SHELADIA ASSOCIATES
CEC
AAA
ACE
AA
ACC

DRAWING TITLE:
PLAN & PROFILE
256+129.08 - 256+806.50

DESIGN BY: A.S	SHEET NO: 36 of 157
DRAWN BY: S.A	SCALE: H = 1:2000 V = 1:100
CHECKED BY: A.S	DATE: APRIL, 2023
APPROVED BY:	REVISION:

CAD FILE NAME:
CEC/CAREC/TIII/01

BOX CULVERT
 STATION=256+824
 SKEW =-0°
 No. OF CELL = 1
 WIDTH =-3.0
 DEPTH =-1.0



HCD	L=166.77m R=1500.00m		L=650.34m																										
VCD	Grade (-0.05%) Tangent Length (363.62) Chainage (257+322.62) Elevation (186.10)																												
P.G.L	256+800	256+825	256+850	256+875	256+900	256+925	256+950	256+975	257+000	257+025	257+050	257+075	257+100	257+125	257+150	257+175	257+200	257+225	257+250	257+275	257+300	257+325	257+350	257+375	257+400	257+425	257+450	257+475	257+500
N.S.L	185.760	185.841	186.000	186.124	186.213	186.266	186.284	186.274	186.261	186.249	186.236	186.223	186.211	186.198	186.185	186.173	186.160	186.148	186.135	186.122	186.110	186.097	186.061	185.984	185.868	185.713	185.517	185.282	185.192
CH	178.019	178.743	180.155	176.892	172.890	173.003	185.428	185.391	185.406	185.404	185.428	185.410	185.418	185.431	185.412	185.437	185.427	185.438	185.438	185.367	185.574	185.722	185.733	185.746	185.710	185.636	185.435	185.261	185.184

NOTES
 1- ALL DIMENSIONS AND ARE IN METERS.

LEGEND

REV.	REVISION/ISSUE	DATE

PROJECT:
 CONSTRUCTION OF DG KHAN - DI KHAN SECTION OF N-55 AS 4- LANE HIGHWAY (208 Km) PACKAGE-2 (Km 233+200 TO 329+700)

CLIENT:
 NATIONAL HIGHWAYS AUTHORITY (NHA)

- CONSULTANTS:
- MINCONSULT SDN BHD In Joint Venture With
 - SAMAN CORPORATION
 - SHELADIA ASSOCIATES
 - CEC
 - AAA
 - ACE
 - AA
 - ACC

DRAWING TITLE:
 PLAN & PROFILE
 256+806.50 - 257+483.92

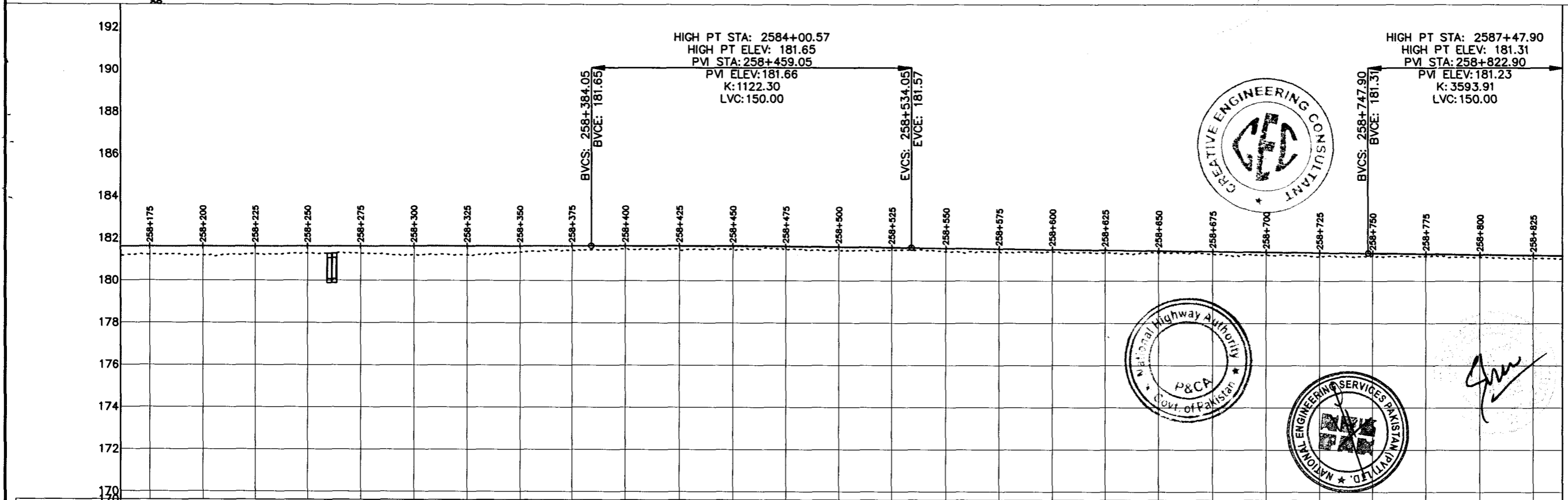
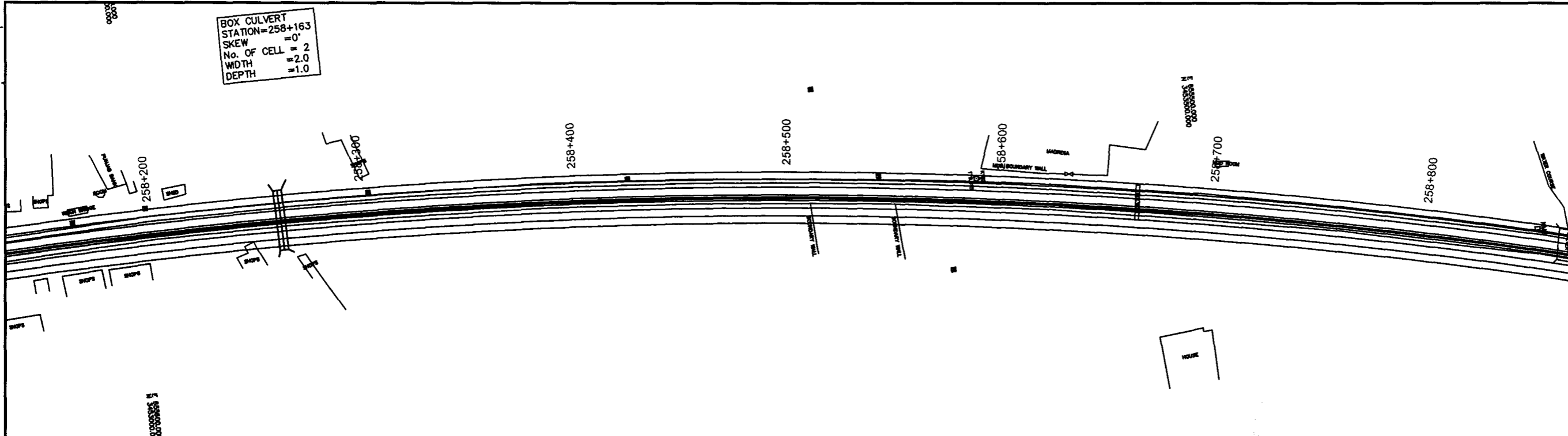
DESIGN BY: A.S	SHEET NO: 37 of 157
DRAWN BY: S.A	SCALE: H = 1:200 V = 1:100
CHECKED BY: A.S	DATE: APRIL, 2023
APPROVED BY:	REVISION:

CAD FILE NAME:
 CEC/CAREC/T/III/01



Signature


BOX CULVERT
 STATION=258+163
 SKEW = 0°
 No. OF CELL = 2
 WIDTH = 2.0
 DEPTH = 1.0



Station	CH	N.S.L	P.G.L	VCD	HCD
258+161	181.190	181.614			
258+175	181.229	181.616			
258+200	181.188	181.620			
258+225	181.255	181.624			
258+250	181.276	181.627			
258+275	181.283	181.631			
258+300	181.231	181.635			
258+325	181.205	181.638			
258+350	181.356	181.642			
258+375	181.433	181.646			
258+400	181.500	181.648			
258+425	181.464	181.646			
258+450	181.444	181.637			
258+475	181.517	181.624			
258+500	181.440	181.604			
258+525	181.444	181.579			
258+550	181.387	181.550			
258+575	181.369	181.520			
258+600	181.370	181.490			
258+625	181.323	181.461			
258+650	181.340	181.431			
258+675	181.271	181.401			
258+700	181.242	181.371			
258+725	181.186	181.342			
258+750	181.142	181.312			
258+775	181.171	181.281			
258+800	181.127	181.249			
258+825	181.071	181.215			
258+839	181.049	181.195			

L=1629.14m

Grade (-0.12%)
 Tangent Length (213.85)
 Chainage (258+747.90)
 Elevation (181.31)



Signature

NOTES

1:- ALL DIMENSIONS AND ARE IN METERS.

LEGEND

REV.	REVISION/ISSUE	DATE

PROJECT:
 CONSTRUCTION OF DG KHAN - DI KHAN
 SECTION OF N-55 AS 4- LANE HIGHWAY
 (208 Km)
 PACKAGE-2
 (Km 233+200 TO 329+700)

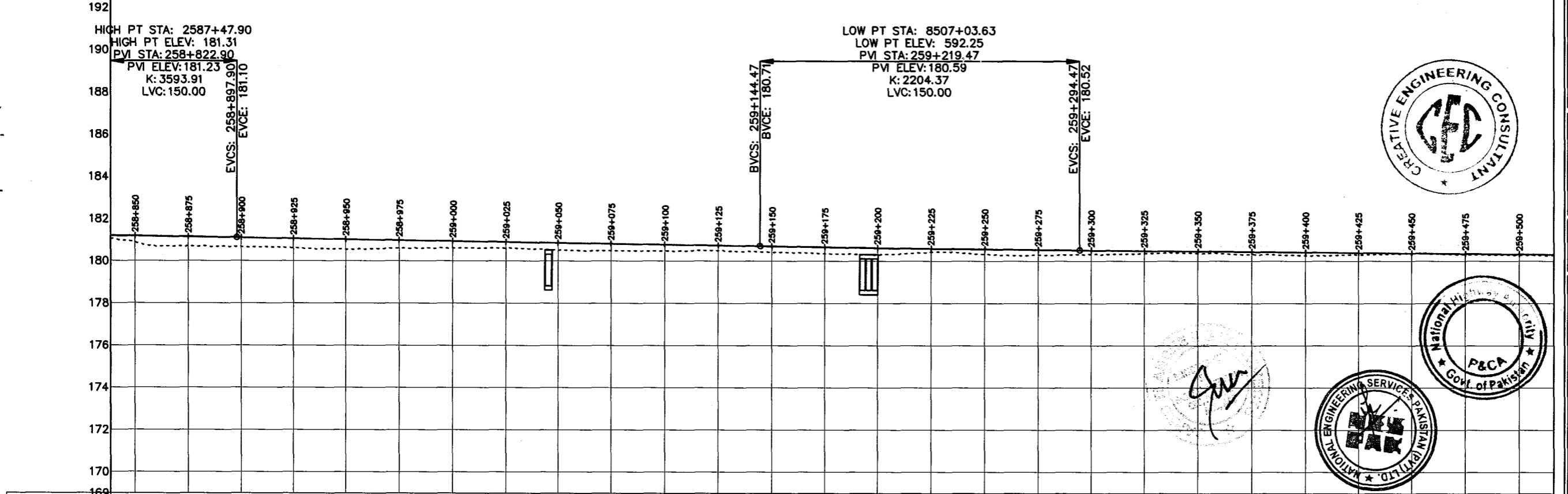
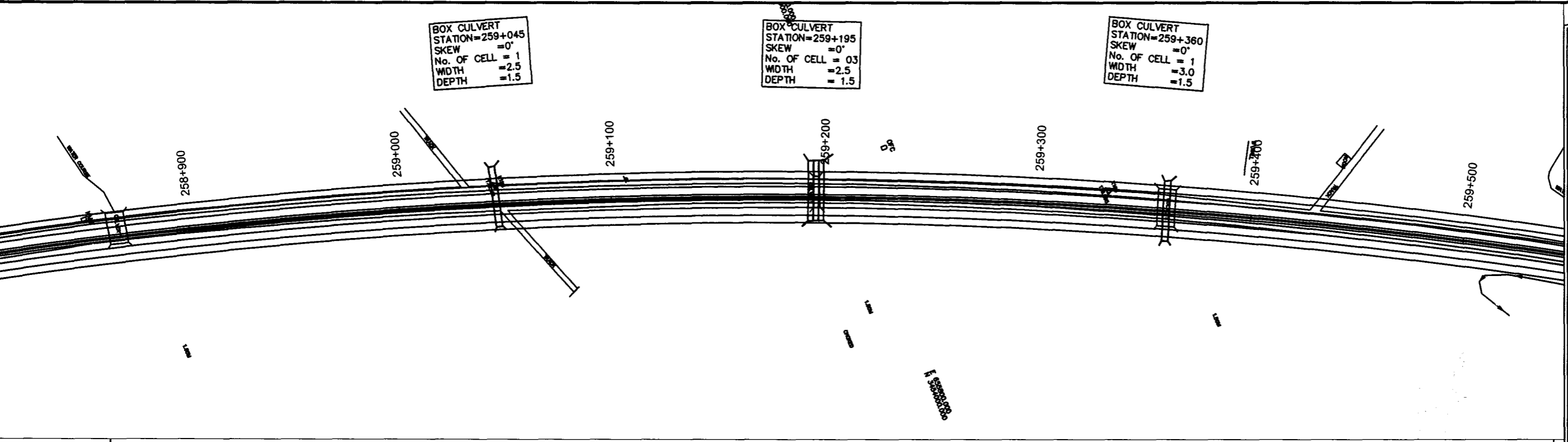
CLIENT:
 NATIONAL HIGHWAYS
 AUTHORITY (NHA)

- CONSULTANTS:
- MINCONSULT. SDN BHD
In Joint Venture With
 - SAMAN CORPORATION
 - SHELADIA ASSOCIATES
 - CEC
 - AAA
 - ACE
 - AA
 - ACC

DRAWING TITLE:
 PLAN & PROFILE
 258+161.35 - 258+838.77

DESIGN BY: A.S	SHEET NO: 39 of 157
DRAWN BY: S.A	SCALE: H = 1:2000 V = 1:100
CHECKED BY: A.S	DATE: APRIL, 2023
APPROVED BY:	REVISION:

CAD FILE NAME:
 CEC/CAREC/III/01



HCD	L=1629.14m																											
VCD	Grade (-0.16%) Tangent Length (246.57) Chainage (259+144.47) Elevation (180.71)												Grade (-0.09%) Tangent Length (222.13) Chainage (259+516.60) Elevation (180.31)															
P.G.L	258+850	258+875	258+900	258+925	258+950	258+975	259+000	259+025	259+050	259+075	259+100	259+125	259+150	259+175	259+200	259+225	259+250	259+275	259+300	259+325	259+350	259+375	259+400	259+425	259+450	259+475	259+500	
N.S.L	181.195	181.179	181.141	181.101	181.061	181.021	180.981	180.941	180.901	180.860	180.820	180.780	180.740	180.700	180.662	180.626	180.594	180.564	180.538	180.514	180.490	180.467	180.444	180.421	180.398	180.375	180.351	180.328
CH	258+850	258+875	258+900	258+925	258+950	258+975	259+000	259+025	259+050	259+075	259+100	259+125	259+150	259+175	259+200	259+225	259+250	259+275	259+300	259+325	259+350	259+375	259+400	259+425	259+450	259+475	259+500	259+516

NOTES
1- ALL DIMENSIONS AND ARE IN METERS.

LEGEND

REV.	REVISION/ISSUE	DATE

PROJECT:
CONSTRUCTION OF DG KHAN - DI KHAN SECTION OF N-55 AS 4- LANE HIGHWAY (208 Km) PACKAGE-2 (Km 233+200 TO 329+700)

CLIENT:
NATIONAL HIGHWAYS AUTHORITY (NHA)

CONSULTANTS:

DRAWING TITLE:
PLAN & PROFILE
258+838.77 - 259+516.19

DESIGN BY: A.S	SHEET NO: 40 of 157
DRAWN BY: S.A	SCALE: H = 1:2000 V = 1:100
CHECKED BY: A.S	DATE: APRIL, 2023
APPROVED BY:	REVISION:

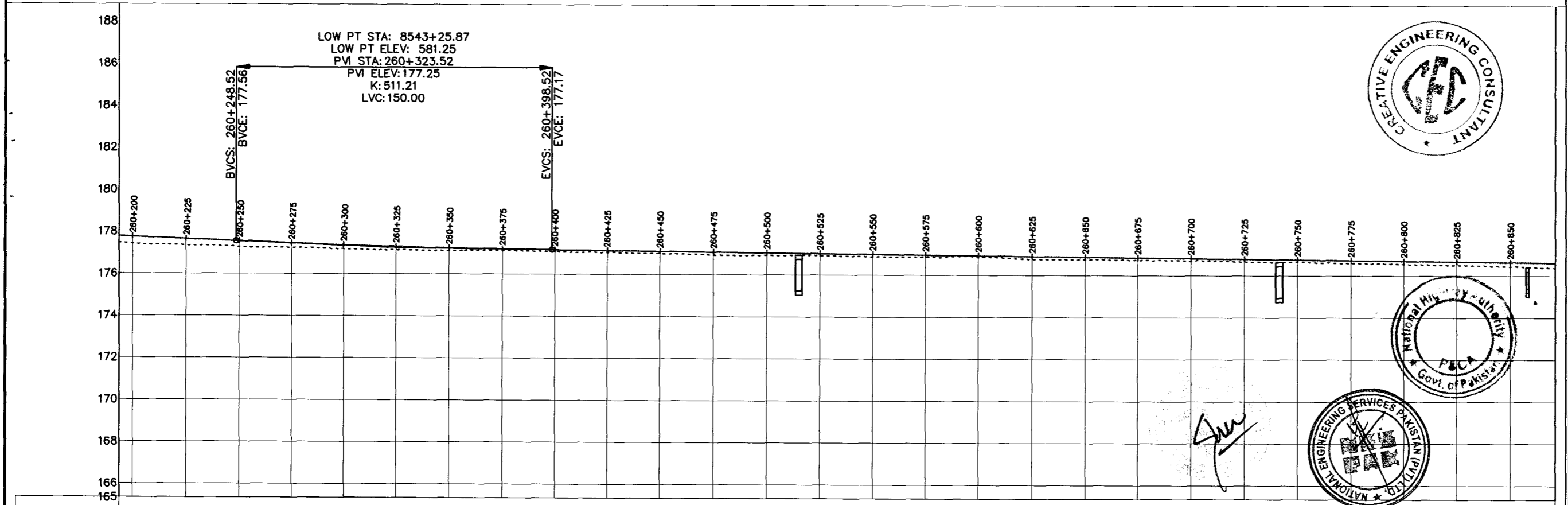
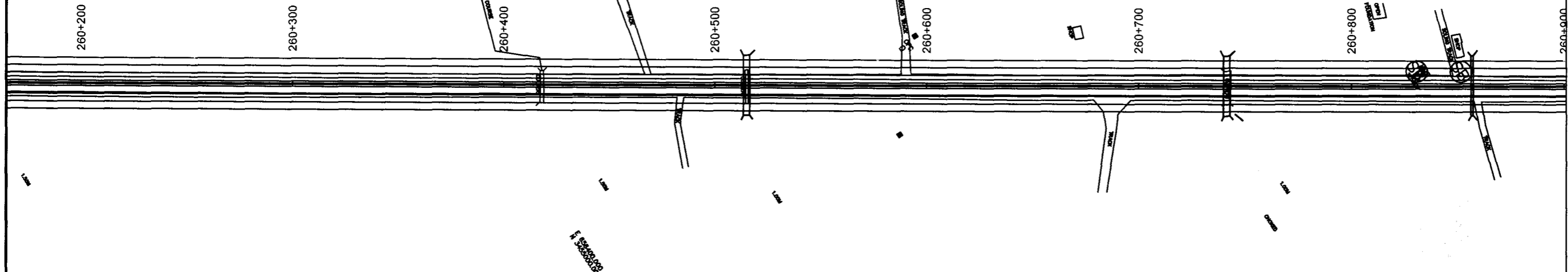
CAD FILE NAME:
CEC/CAREC/T/III/01

VERT
260+160
=0'
ELL = 1
=2.5
=1.5

BOX CULVERT
STATION=260+514
SKEW =0'
No. OF CELL = 1
WIDTH =2.5
DEPTH =1.5

BOX CULVERT
STATION=260+741
SKEW =0'
No. OF CELL = 1
WIDTH =1.5
DEPTH =1.5

BOX CULVERT
STATION=260+857
SKEW =0
No. OF CELL = 01
WIDTH =1.0
DEPTH = 1.0



Station	HCD	VCD	P.G.L	N.S.L	CH
260+194			177.457	177.783	
260+200			177.430	177.757	
260+225			177.347	177.655	
260+250			177.287	177.553	
260+275			177.241	177.458	
260+300			177.174	177.374	
260+325			177.128	177.304	
260+350			177.106	177.245	
260+375			177.118	177.199	
260+400			177.075	177.164	
260+425			177.037	177.135	
260+450			177.010	177.107	
260+475			176.934	177.078	
260+500			176.930	177.049	
260+525			176.915	177.020	
260+550			176.870	176.991	
260+575			176.872	176.963	
260+600			176.883	176.934	
260+625			176.771	176.905	
260+650			176.753	176.876	
260+675			176.728	176.847	
260+700			176.692	176.819	
260+725			176.663	176.790	
260+750			176.665	176.761	
260+775			176.599	176.732	
260+800			176.557	176.703	
260+825			176.508	176.675	
260+850			176.450	176.646	
260+874			176.378	176.622	

NOTES
1- ALL DIMENSIONS AND ARE IN METERS

LEGEND

REV.	REVISION/ISSUE	DATE

PROJECT:
CONSTRUCTION OF DG KHAN - DI KHAN SECTION OF N-55 AS 4- LANE HIGHWAY (208 Km) PACKAGE-2 (Km 233+200 TO 329+700)



CLIENT:
NATIONAL HIGHWAYS AUTHORITY (NHA)

CONSULTANTS:
MINCONSULT. SDN BHD
In Joint Venture With
SAMAN CORPORATION
SHELADIA ASSOCIATES
CEC
AAA
ACE
AA
ACC

DRAWING TITLE:
PLAN & PROFILE
260+193.61 - 260+871.04

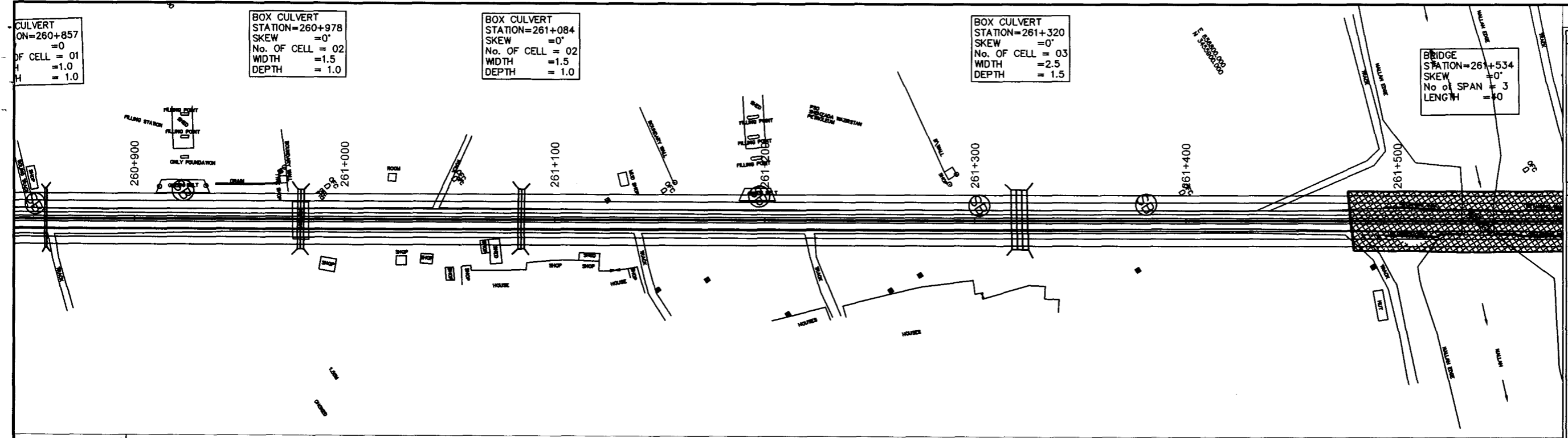
DESIGN BY: A.S	SHEET NO: 42 of 157
DRAWN BY: S.A	SCALE: H = 1:2000 V = 1:100
CHECKED BY: A.S	DATE: APRIL, 2023
APPROVED BY:	REVISION:

CAD FILE NAME:
CEC/CAREC/TH/01



L=2297.65m

Grade (-0.12%)
Tangent Length (479.01)
Chainage (260+877.53)
Elevation (176.61)



NOTES
1. ALL DIMENSIONS AND ARE IN METERS.

LEGEND

REV.	REVISION/ISSUE	DATE

PROJECT:
CONSTRUCTION OF DG KHAN - DI KHAN SECTION OF N-55 AS 4-LANE HIGHWAY (208 Km) PACKAGE-2 (Km 233+200 TO 329+700)



CLIENT:
NHA NATIONAL HIGHWAYS AUTHORITY (NHA)

- CONSULTANTS:**
- MINCONSULT SDN BHD
In Joint Venture With
 - SAMAN CORPORATION
 - SHELADIA ASSOCIATES
 - CEC
 - AAA
 - ACE
 - AA
 - ACC

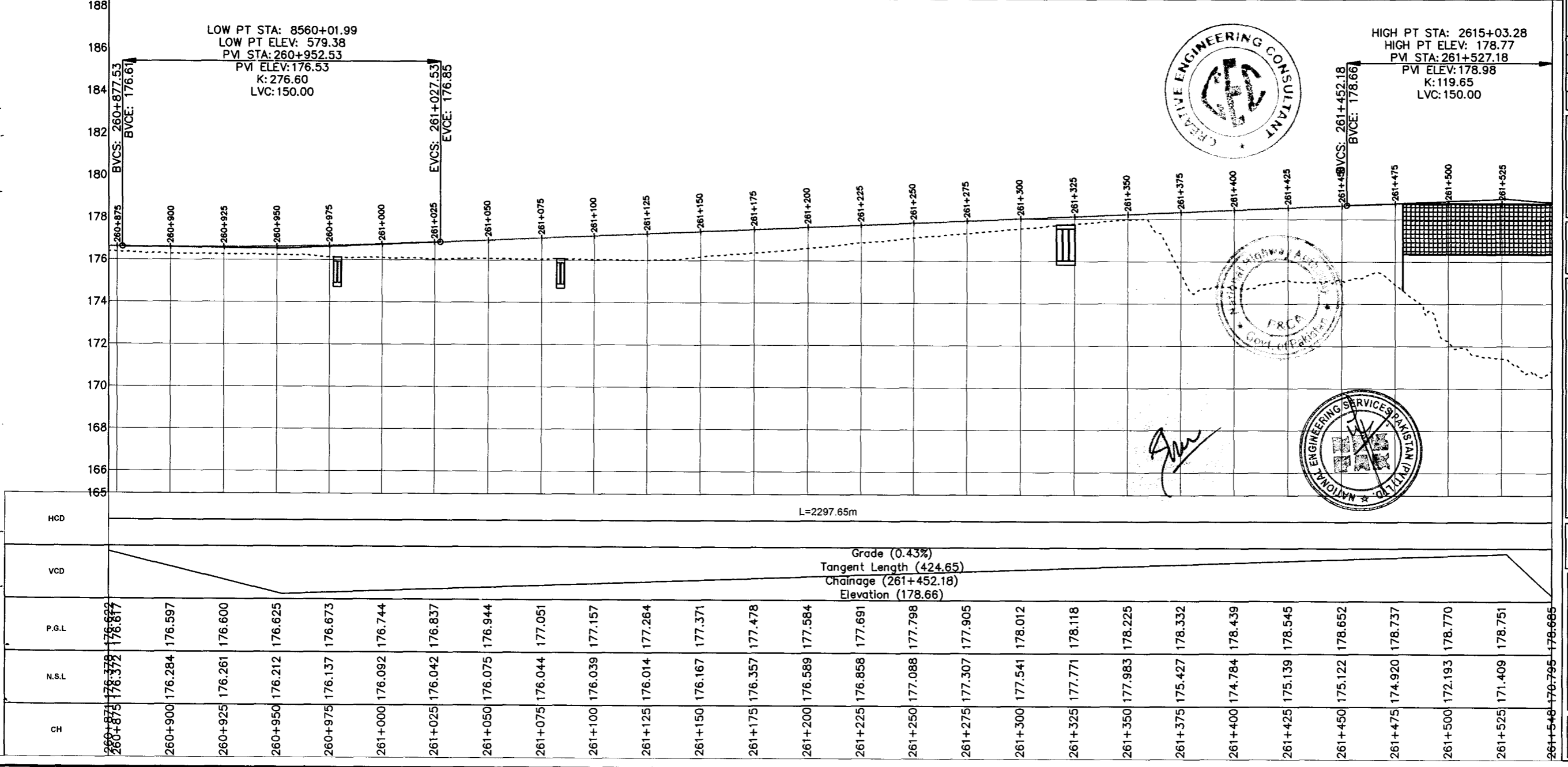
DRAWING TITLE:
PLAN & PROFILE
260+871.04 - 261+548.46

DESIGN BY: A.S	SHEET NO: 43 of 157
DRAWN BY: S.A	SCALE: H = 1:2000 V = 1:100
CHECKED BY: A.S	DATE: APRIL, 2023
APPROVED BY:	REVISION:


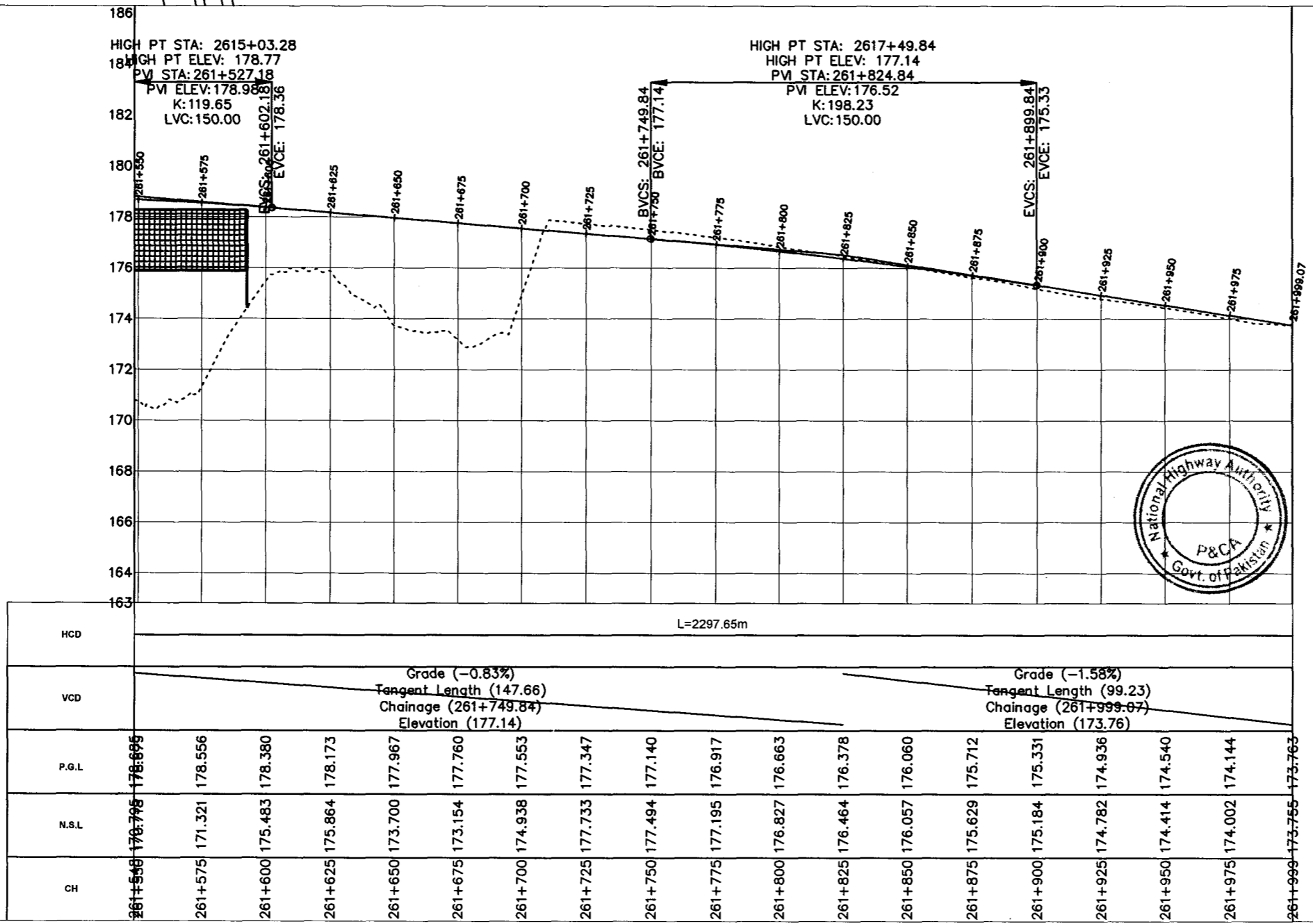
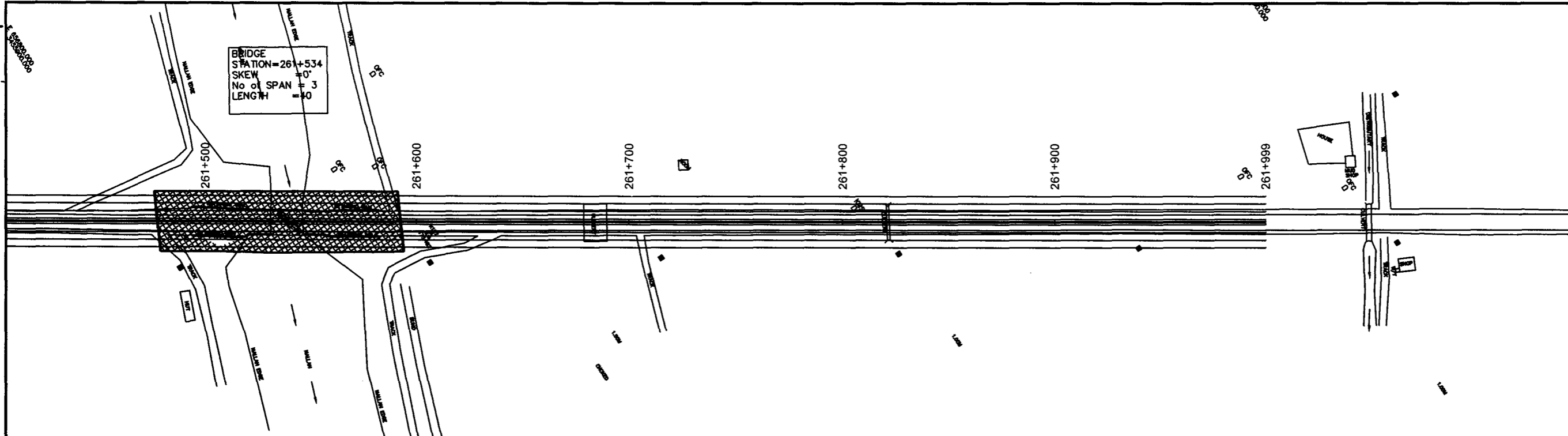
CAD FILE NAME:
CEC/CAREC/III/01



Signature



BRIDGE
STATION=261+534
SKEW = 0°
No of SPAN = 3
LENGTH = 40



NOTES
1:- ALL DIMENSIONS AND ARE IN METERS.

LEGEND

REV.	REVISION/ISSUE	DATE

PROJECT:
CONSTRUCTION OF DG KHAN - DI KHAN SECTION OF N-55 AS 4- LANE HIGHWAY (208 Km) PACKAGE-2 (Km 233+200 TO 329+700)

CLIENT:
NATIONAL HIGHWAYS AUTHORITY (NHA)

CONSULTANTS:
MINCONSULT. SDN BHD
In Joint Venture With
SAMAN CORPORATION
SHELADIA ASSOCIATES
CEC
AAA
ACE
AA
ACC

DRAWING TITLE:
PLAN & PROFILE
261+548.46 - 261+999.07

DESIGN BY:	SHEET NO:
A.S	44 of 157
DRAWN BY:	SCALE:
S.A	H = 1:2000 V = 1:100
CHECKED BY:	DATE:
A.S	APRIL, 2023
APPROVED BY:	REVISION:

CAD FILE NAME:
CEC/CAREC/TIII/01


BOX CULVERT
STATION=262+027
SKEW = 0°
No. OF CELL = 05
WIDTH = 3.0
DEPTH = 2.0

BOX CULVERT
STATION=262+218
SKEW = 0°
No. OF CELL = 1
WIDTH = 1.0
DEPTH = 1.0

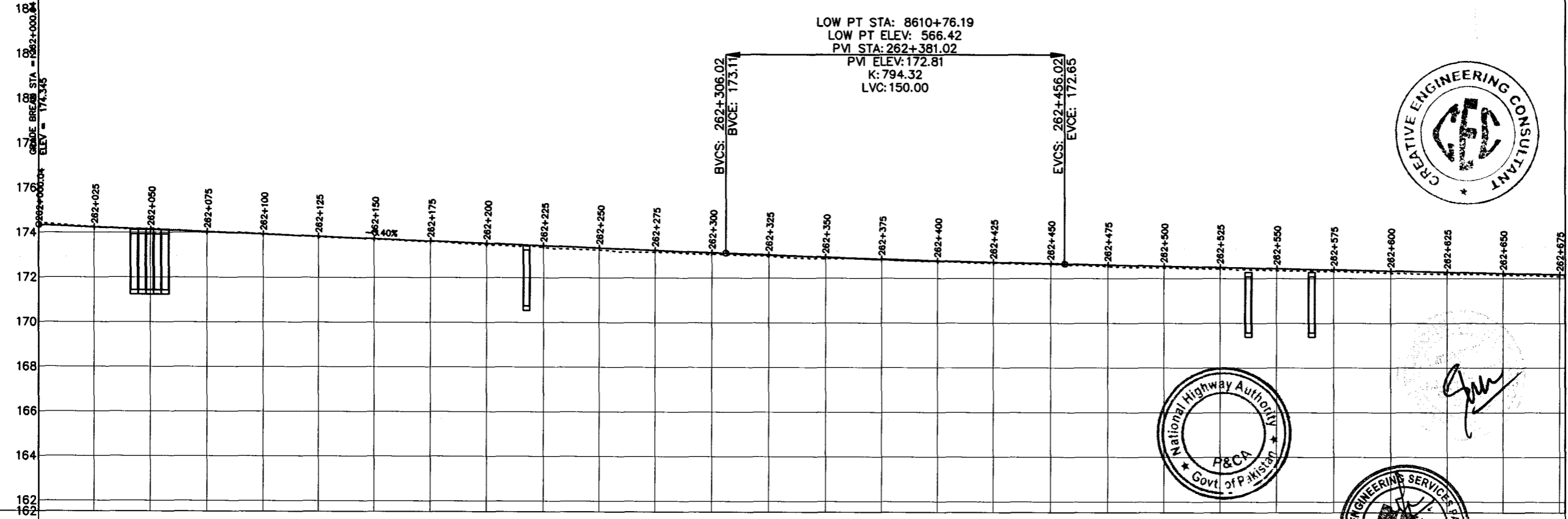

BOX CULVERT
STATION=262+536
SKEW = 0°
No. OF CELL = 1
WIDTH = 2.0
DEPTH = 1.0

BOX CULVERT
STATION=262+563
SKEW = 0°
No. OF CELL = 1
WIDTH = 2.0
DEPTH = 1.0


MATCH LINE - 1
AT STATION - 262+677.42
NEXT SHEET NUMBER: ###



LOW PT STA: 8610+76.19
LOW PT ELEV: 566.42
PVI STA: 262+381.02
PVI ELEV: 172.81
K: 794.32
LVC: 150.00



HCD	L=4261.38m																											
VCD	Grade (-0.40%) Tangent Length (305.98) Chainage (262+306.02) Elevation (173.11)																											
P.G.L	262+025	262+050	262+075	262+100	262+125	262+150	262+175	262+200	262+225	262+250	262+275	262+300	262+325	262+350	262+375	262+400	262+425	262+450	262+475	262+500	262+525	262+550	262+575	262+600	262+625	262+650	262+675	
N.S.L	174.245	174.144	174.043	173.942	173.841	173.740	173.639	173.538	173.437	173.336	173.235	173.134	173.035	172.944	172.861	172.786	172.719	172.659	172.605	172.551	172.498	172.444	172.390	172.336	172.283	172.229	172.175	
CH	262+000	262+025	262+050	262+075	262+100	262+125	262+150	262+175	262+200	262+225	262+250	262+275	262+300	262+325	262+350	262+375	262+400	262+425	262+450	262+475	262+500	262+525	262+550	262+575	262+600	262+625	262+650	262+675



NOTES
1:- ALL DIMENSIONS AND ARE IN METERS.

LEGEND

REV.	REVISION/ISSUE	DATE

PROJECT:
CONSTRUCTION OF DG KHAN - DI KHAN SECTION OF N-55 AS 4- LANE HIGHWAY (208 Km) PACKAGE-2 (Km 233+200 TO 329+700)

CLIENT:
NATIONAL HIGHWAYS AUTHORITY (NHA)

CONSULTANTS:
 MINCONSULT SDN BHD
 In Joint Venture With
 SAMAN CORPORATION
 SHELADIA ASSOCIATES
 CEC
 AAA
 ACE
 AA
 ACC

DRAWING TITLE:
PLAN & PROFILE
262+000.00 - 262+677.42

DESIGN BY: A.S	SHEET NO: 45 of 157
DRAWN BY: S.A	SCALE: H = 1:2000 V = 1:100
CHECKED BY: A.S	DATE: APRIL, 2024
APPROVED BY:	REVISION:

CAD FILE NAME:
CEC/CAREC/T/III/01

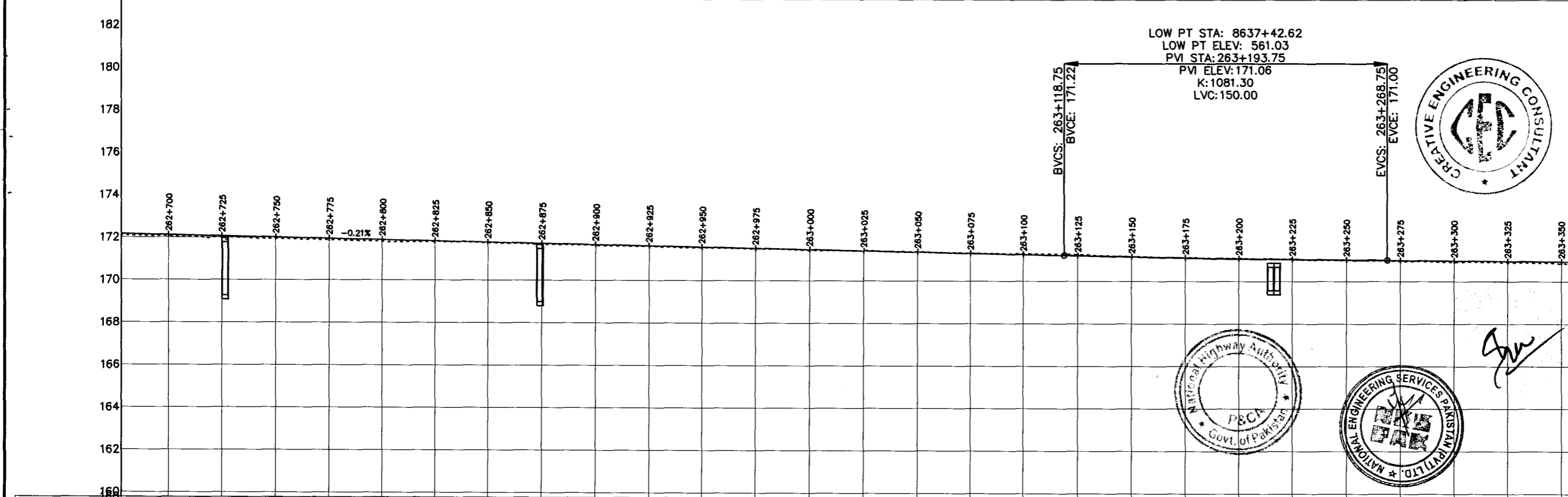
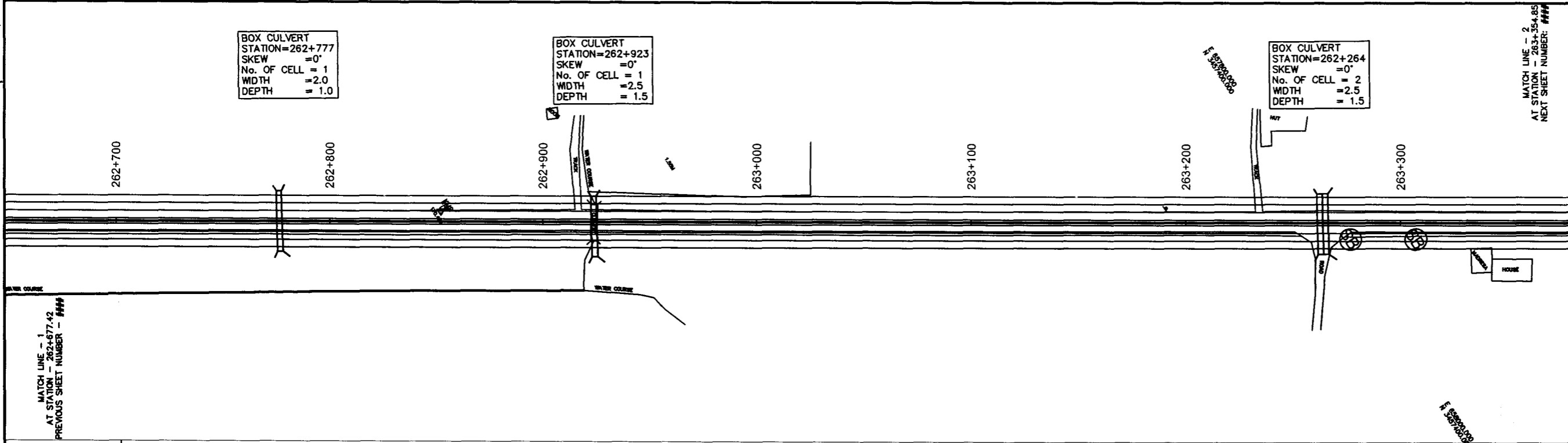
BOX CULVERT
STATION=262+777
SKEW = 0°
No. OF CELL = 1
WIDTH = 2.0
DEPTH = 1.0

BOX CULVERT
STATION=262+923
SKEW = 0°
No. OF CELL = 1
WIDTH = 2.5
DEPTH = 1.5

BOX CULVERT
STATION=262+264
SKEW = 0°
No. OF CELL = 2
WIDTH = 2.5
DEPTH = 1.5

MATCH LINE - 2
AT STATION - 263+354.85
NEXT SHEET NUMBER: ###

MATCH LINE - 1
AT STATION - 262+677.42
PREVIOUS SHEET NUMBER - ###



Station	CH	N.S.L	P.G.L	VCD	HCD
262+677	172.086	172.176			
262+700	172.055	172.121			
262+725	171.997	172.068			
262+750	171.944	172.014			
262+775	171.883	171.960			
262+800	171.825	171.906			
262+825	171.819	171.853			
262+850	171.777	171.799			
262+875	171.694	171.745			
262+900	171.650	171.692			
262+925	171.623	171.638			
262+950	171.554	171.584			
262+975	171.507	171.530			
263+000	171.440	171.477			
263+025	171.413	171.423			
263+050	171.379	171.369			
263+075	171.310	171.315			
263+100	171.297	171.262			
263+125	171.272	171.208			
263+150	171.170	171.159			
263+175	171.107	171.115			
263+200	171.083	171.077			
263+225	171.069	171.045			
263+250	170.994	171.019			
263+275	170.953	170.998			
263+300	170.926	170.979			
263+325	170.902	170.960			
263+350	170.845	170.941			
263+354.85	170.839	170.937			

NOTES
1:- ALL DIMENSIONS AND ARE IN METERS.

LEGEND

REV.	REVISION/ISSUE	DATE

PROJECT:
CONSTRUCTION OF DG KHAN - DI KHAN SECTION OF N-55 AS 4-LANE HIGHWAY (208 Km) PACKAGE-2 (Km 233+200 TO 329+700)




CLIENT:
NATIONAL HIGHWAYS AUTHORITY (NHA)

CONSULTANTS:
MINCONSULT. SDN BHD
In Joint Venture With
SAMAN CORPORATION
SHELDIA ASSOCIATES
CEC
AAA
ACE
AA
ACC

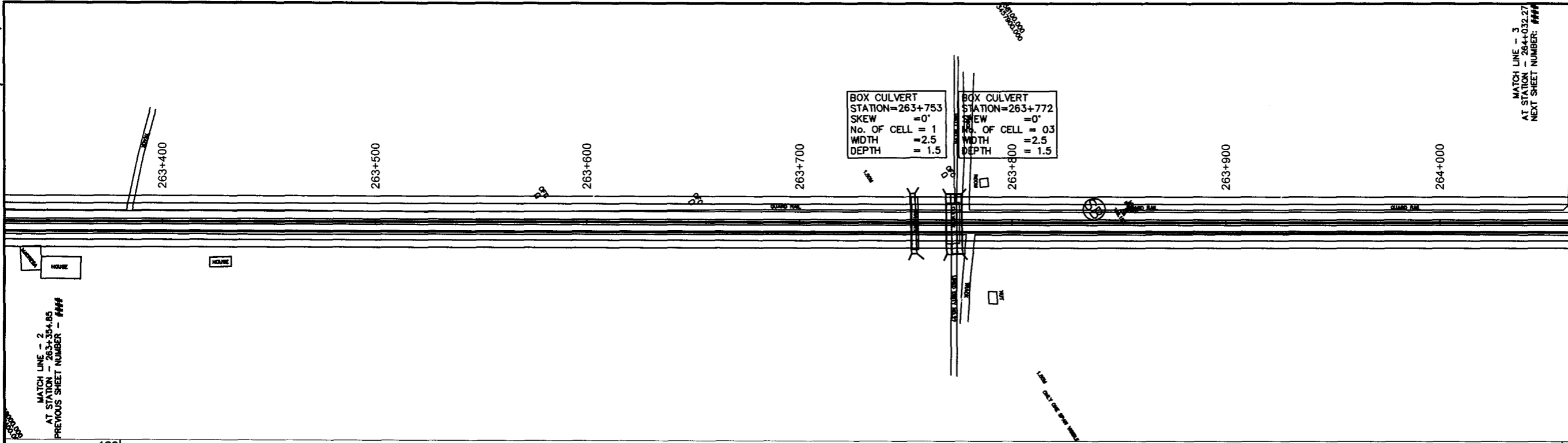
DRAWING TITLE:
PLAN & PROFILE
262+677.42 - 263+354.85

DESIGN BY:	SHEET NO:
A.S	46 of 157
DRAWN BY:	SCALE:
S.A	H = 1:2000 V = 1:100
CHECKED BY:	DATE:
A.S	APRIL, 2024
APPROVED BY:	REVISION:

CAD FILE NAME:
CEC/CAREC/TH/01



Jan

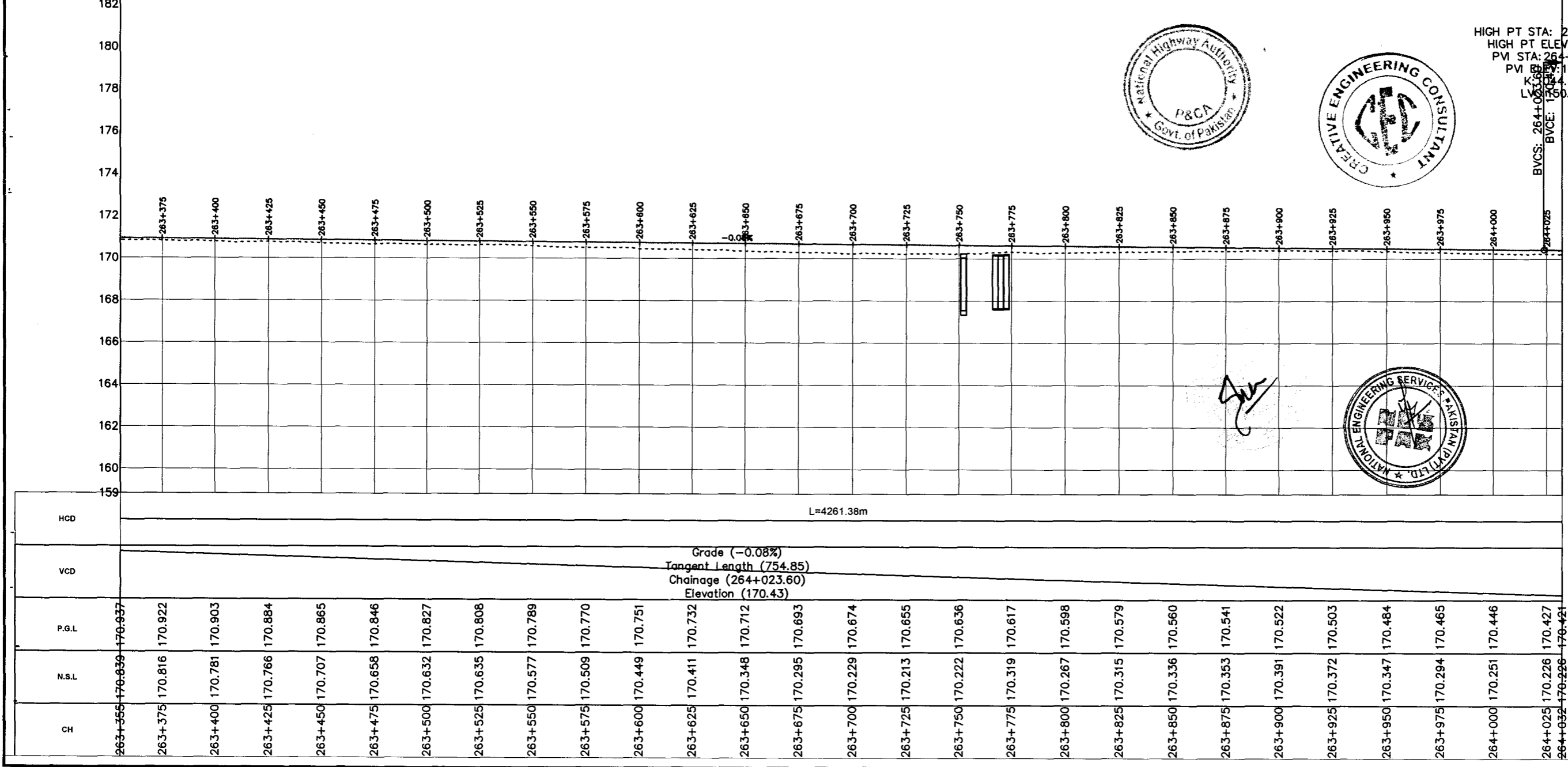


BOX CULVERT
STATION=263+753
SKEW = 0°
No. OF CELL = 1
WIDTH = 2.5
DEPTH = 1.5



BOX CULVERT
STATION=263+772
SKEW = 0°
No. OF CELL = 03
WIDTH = 2.5
DEPTH = 1.5

MATCH LINE - 3
AT STATION - 264+032.27
NEXT SHEET NUMBER: ###

MATCH LINE - 2
AT STATION - 263+354.85
PREVIOUS SHEET NUMBER - ###



HIGH PT STA: 264+023.60
HIGH PT ELEV: 170.43
PVI STA: 264+023.60
PVI ELEV: 170.43
L=754.85
K=1500
BVC: 264+023.60
EVC: 264+023.60



NOTES
1- ALL DIMENSIONS AND ARE IN METERS.

LEGEND

REV.	REVISION/ISSUE	DATE
------	----------------	------

PROJECT:
CONSTRUCTION OF DG KHAN - DI KHAN SECTION OF N-55 AS 4- LANE HIGHWAY (208 Km) PACKAGE-2 (Km 233+200 TO 329+700)

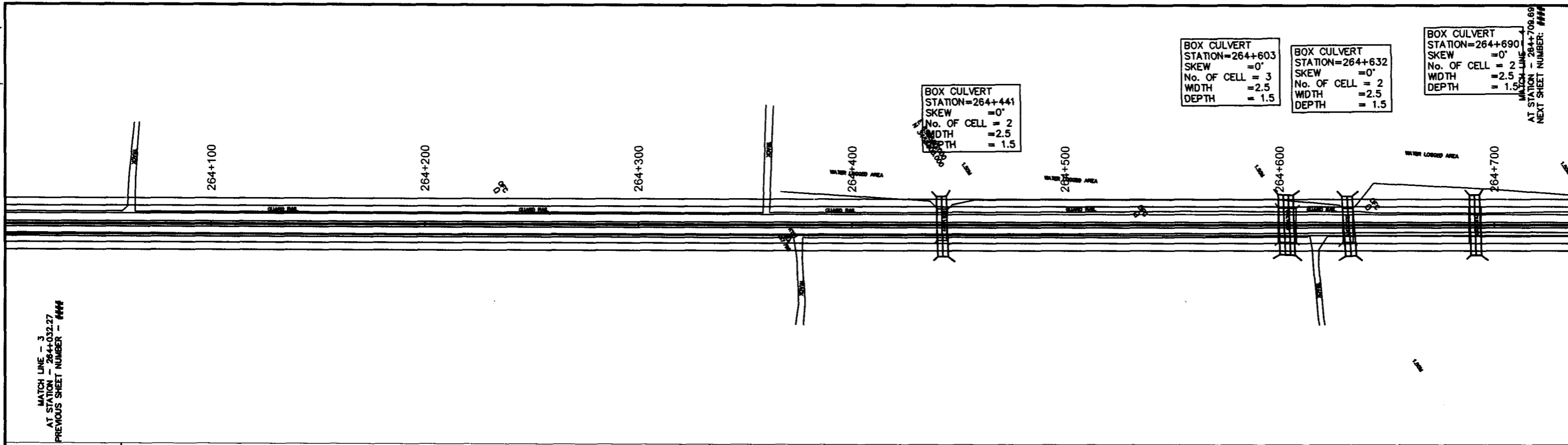
CLIENT:
NATIONAL HIGHWAYS AUTHORITY (NHA)

CONSULTANTS:
MINCONSULT SDN BHD
In Joint Venture With
SAMAN CORPORATION
SHELADIA ASSOCIATES
CEC
AAA
ACE
AA
ACC

DRAWING TITLE:
PLAN & PROFILE
263+354.85 - 264+032.27

DESIGN BY:	SHEET NO:
A.S	47 of 157
DRAWN BY:	SCALE:
S.A	H = 1:2000 V = 1:100
CHECKED BY:	DATE:
A.S	APRIL, 2024
APPROVED BY:	REVISION:

CAD FILE NAME:
CEC/CAREC/TIII/01





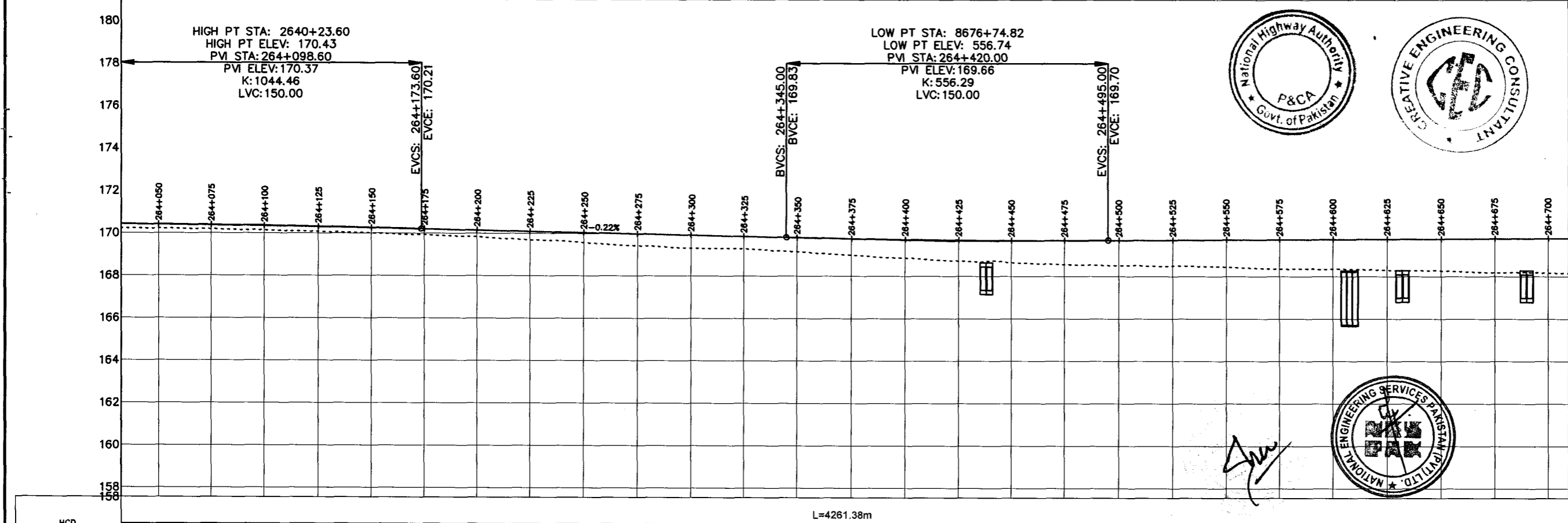
MATCH LINE - 3
AT STATION - 264+032.27
PREVIOUS SHEET NUMBER - ###

BOX CULVERT
STATION=264+603
SKEW = 0'
No. OF CELL = 3
WIDTH = 2.5
DEPTH = 1.5

BOX CULVERT
STATION=264+632
SKEW = 0'
No. OF CELL = 2
WIDTH = 2.5
DEPTH = 1.5

BOX CULVERT
STATION=264+690
SKEW = 0'
No. OF CELL = 2
WIDTH = 2.5
DEPTH = 1.5
MATCH LINE
AT STATION - 264+709.69
NEXT SHEET NUMBER: ###

BOX CULVERT
STATION=264+441
SKEW = 0'
No. OF CELL = 2
WIDTH = 2.5
DEPTH = 1.5



Station	CH	N.S.L	P.G.L
264+032	170.226	170.421	
264+050	170.216	170.404	
264+075	170.176	170.376	
264+100	170.143	170.342	
264+125	170.078	170.301	
264+150	170.006	170.255	
264+175	169.917	170.203	
264+200	169.852	170.148	
264+225	169.692	170.093	
264+250	169.567	170.038	
264+275	169.420	169.983	
264+300	169.305	169.928	
264+325	169.297	169.873	
264+350	169.160	169.818	
264+375	169.000	169.771	
264+400	168.863	169.735	
264+425	168.709	169.711	
264+450	168.652	169.697	
264+475	168.558	169.695	
264+500	168.516	169.704	
264+525	168.499	169.716	
264+550	168.431	169.729	
264+575	168.361	169.741	
264+600	168.355	169.754	
264+625	168.298	169.766	
264+650	168.275	169.779	
264+675	168.181	169.791	
264+700	168.183	169.804	
264+710	168.147	169.808	

Grade (-0.22%)
Tangent Length (171.40)
Chainage (264+345.00)
Elevation (169.83)

L=4261.38m

NOTES
1- ALL DIMENSIONS AND ARE IN METERS.

LEGEND

REV.	REVISION/ISSUE	DATE

PROJECT:
CONSTRUCTION OF DG KHAN - DI KHAN SECTION OF N-55 AS 4- LANE HIGHWAY (208 Km)
PACKAGE-2 (Km 233+200 TO 329+700)


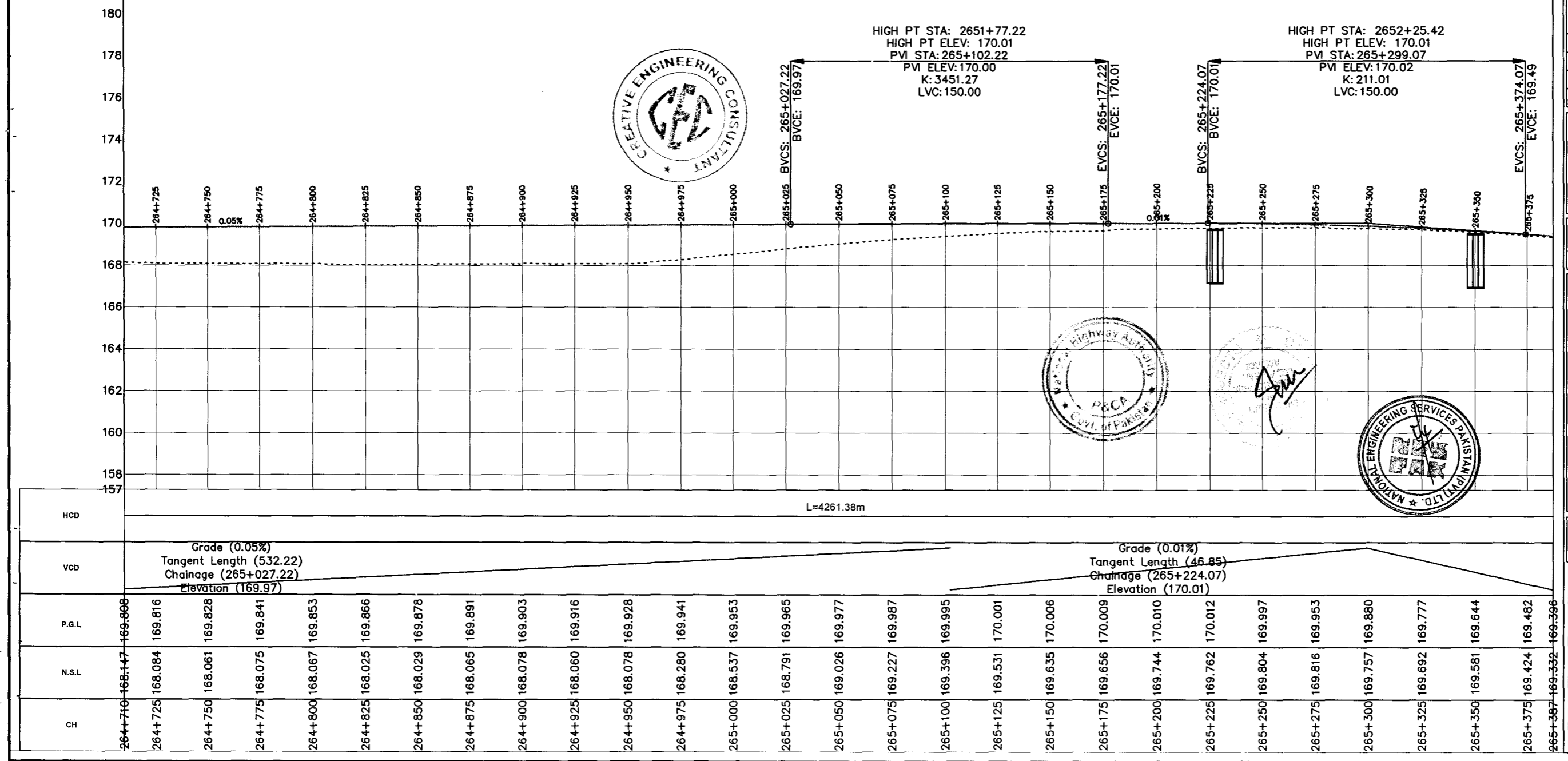
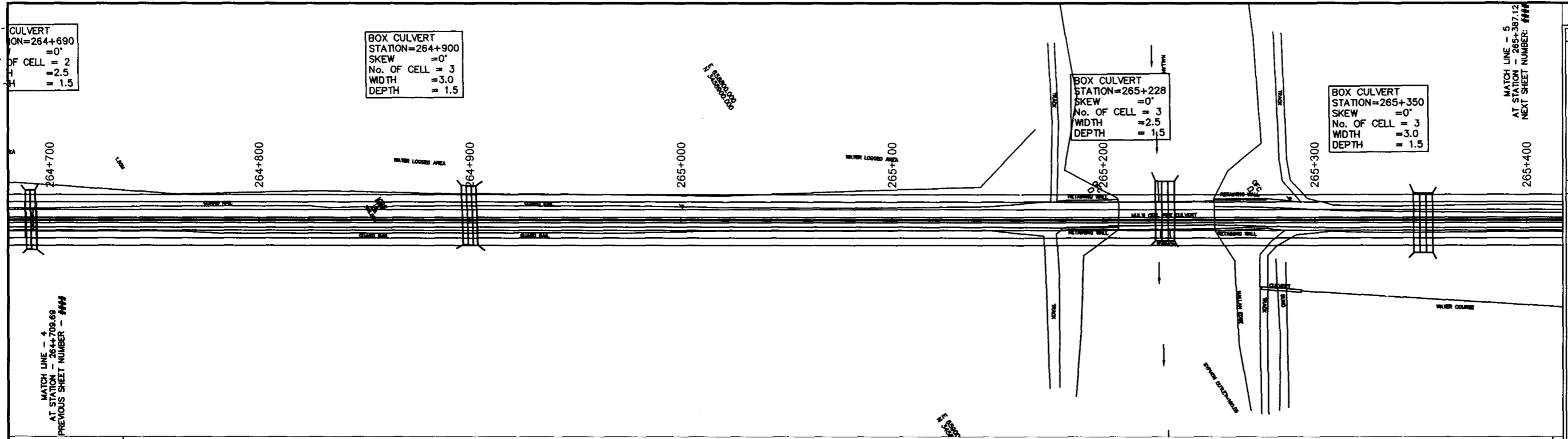
CLIENT:
NATIONAL HIGHWAYS AUTHORITY (NHA)

CONSULTANTS:
MINCONSULT. SDN BHD
SAMAN CORPORATION
SHELADIA ASSOCIATES
CEC
AAA
ACE
AA
ACC

DRAWING TITLE:
PLAN & PROFILE
264+032.27 - 264+709.69

DESIGN BY: A.S	SHEET NO: 48 of 157
DRAWN BY: S.A	SCALE: H = 1:2000 V = 1:100
CHECKED BY: A.S	DATE: APRIL, 2024
APPROVED BY:	REVISION:

CAD FILE NAME:
CEC/CAREC/TH/01



NOTES
1- ALL DIMENSIONS AND ARE IN METERS.

LEGEND

REV.	REVISION/ISSUE	DATE
------	----------------	------

PROJECT:
CONSTRUCTION OF DG KHAN - DI KHAN SECTION OF N-55 AS 4- LANE HIGHWAY (208 Km) PACKAGE-2 (Km 233+200 TO 329+700)

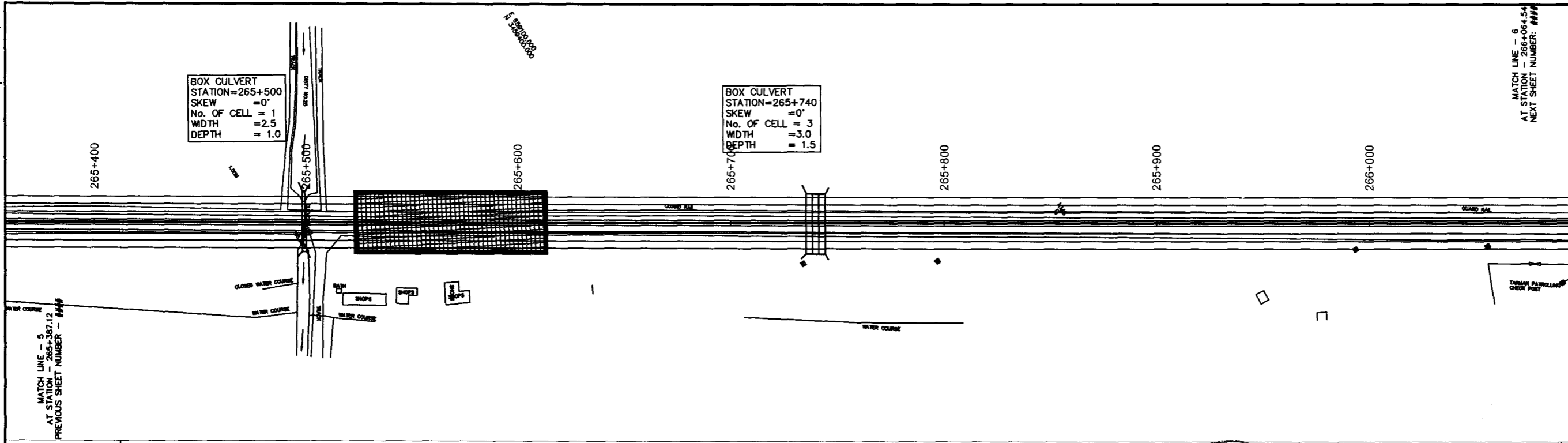
CLIENT:
NHA NATIONAL HIGHWAYS AUTHORITY (NHA)

CONSULTANTS:
MINCONSULT. SDN BHD In Joint Venture With SAMAN CORPORATION
SHELADIA ASSOCIATES
CEC
AAA
ACE
AA
ACC

DRAWING TITLE:
PLAN & PROFILE
264+709.69 - 265+387.12

DESIGN BY:	SHEET NO:
A.S	49 of 157
DRAWN BY:	SCALE:
S.A	H = 1:2000 V = 1:100
CHECKED BY:	DATE:
A.S	APRIL, 2024
APPROVED BY:	REVISION:

CAD FILE NAME:
CEC/CAREC/T/III/01

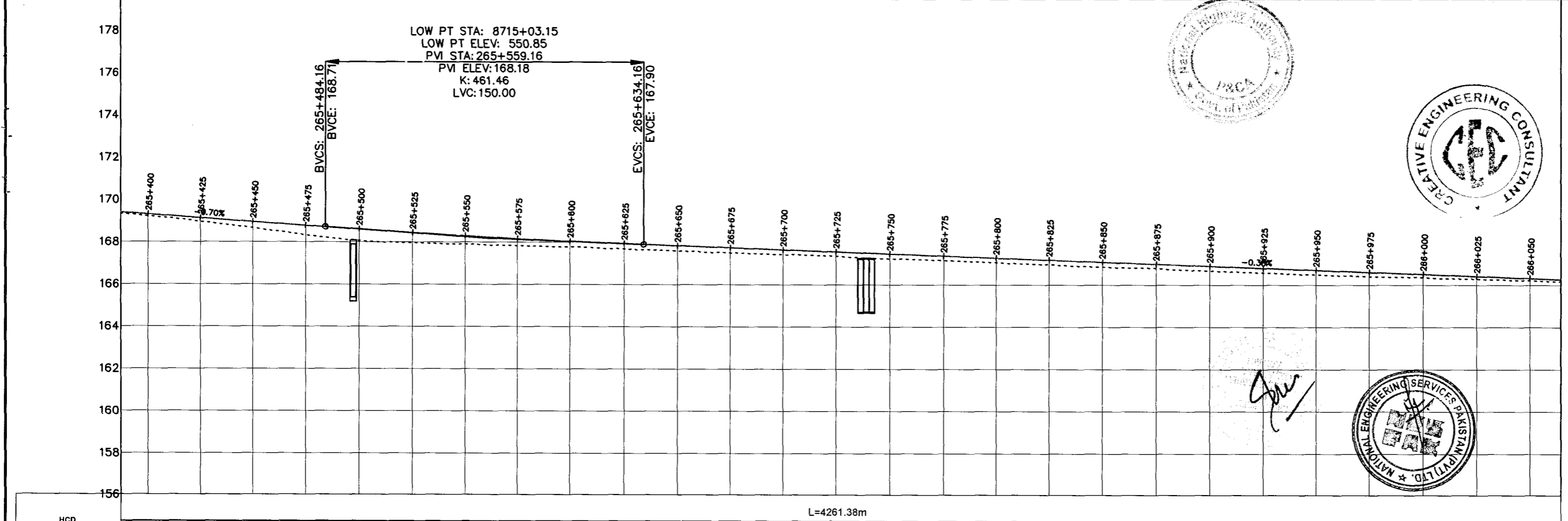


BOX CULVERT
STATION=265+500
SKEW = 0°
No. OF CELL = 1
WIDTH = 2.5
DEPTH = 1.0

BOX CULVERT
STATION=265+740
SKEW = 0°
No. OF CELL = 3
WIDTH = 3.0
DEPTH = 1.5

MATCH LINE - 6
AT STATION - 266+064.54
NEXT SHEET NUMBER: ###

MATCH LINE - 5
AT STATION - 265+387.12
PREVIOUS SHEET NUMBER - ###



LOW PT STA: 8715+03.15
LOW PT ELEV: 550.85
PVI STA: 265+559.16
PVI ELEV: 168.18
K: 461.46
LVC: 150.00

BVCS: 265+484.16
BVCE: 168.71

EVCS: 265+634.16
EVCE: 167.90

HCD L=4261.38m

VCD
Grade (-0.70%)
Tangent Length (410.09)
Chainage (265+484.16)
Elevation (168.71)

Grade (-0.38%)
Tangent Length (575.25)
Chainage (266+209.41)
Elevation (165.72)

P.G.L	265+387	169.332	169.396	265+400	169.222	169.305	265+425	168.953	169.129	265+450	168.663	168.953	265+475	168.320	168.777	265+500	168.059	168.604	265+525	167.960	168.443	265+550	167.913	168.296	265+575	167.825	168.162	265+600	167.774	168.042	265+625	167.686	167.935	265+650	167.588	167.839	265+675	167.502	167.745	265+700	167.418	167.650	265+725	167.353	167.555	265+750	167.224	167.460	265+775	167.156	167.365	265+800	167.061	167.270	265+825	166.958	167.175	265+850	166.846	167.081	265+875	166.795	166.986	265+900	166.658	166.891	265+925	166.575	166.796	265+950	166.484	166.701	265+975	166.404	166.606	266+000	166.356	166.511	266+025	166.275	166.416	266+050	166.230	166.322	266+065	166.162	166.266
N.S.L	169.332	169.332	169.332	169.222	169.222	169.222	168.953	168.953	168.953	168.663	168.663	168.663	168.320	168.320	168.320	168.059	168.059	168.059	167.960	167.960	167.960	167.913	167.913	167.913	167.825	167.825	167.825	167.774	167.774	167.774	167.686	167.686	167.686	167.588	167.588	167.588	167.502	167.502	167.502	167.418	167.418	167.418	167.353	167.353	167.353	167.224	167.224	167.224	167.156	167.156	167.156	167.061	167.061	167.061	166.958	166.958	166.958	166.846	166.846	166.846	166.795	166.795	166.795	166.658	166.658	166.658	166.575	166.575	166.575	166.484	166.484	166.484	166.404	166.404	166.404	166.356	166.356	166.356	166.275	166.275	166.275	166.230	166.230	166.230	166.162	166.162	166.162
CH	169.332	169.332	169.332	169.222	169.222	169.222	168.953	168.953	168.953	168.663	168.663	168.663	168.320	168.320	168.320	168.059	168.059	168.059	167.960	167.960	167.960	167.913	167.913	167.913	167.825	167.825	167.825	167.774	167.774	167.774	167.686	167.686	167.686	167.588	167.588	167.588	167.502	167.502	167.502	167.418	167.418	167.418	167.353	167.353	167.353	167.224	167.224	167.224	167.156	167.156	167.156	167.061	167.061	167.061	166.958	166.958	166.958	166.846	166.846	166.846	166.795	166.795	166.795	166.658	166.658	166.658	166.575	166.575	166.575	166.484	166.484	166.484	166.404	166.404	166.404	166.356	166.356	166.356	166.275	166.275	166.275	166.230	166.230	166.230	166.162	166.162	166.162

NOTES
1- ALL DIMENSIONS AND ARE IN METERS.

LEGEND

REV.	REVISION/ISSUE	DATE

PROJECT:
CONSTRUCTION OF DG KHAN - DI KHAN SECTION OF N-55 AS 4- LANE HIGHWAY (208 Km) PACKAGE-2 (Km 233+200 TO 329+700)

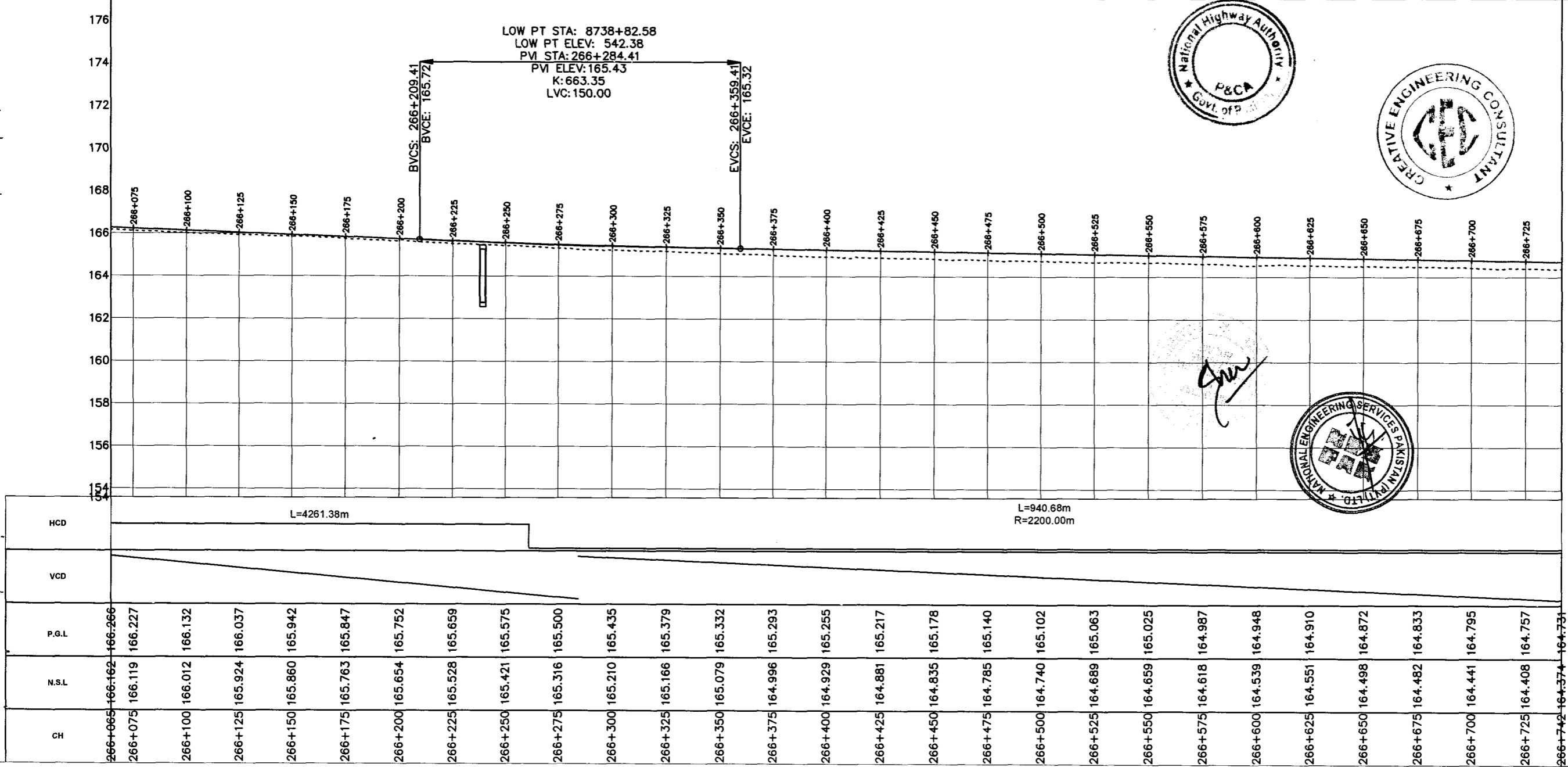
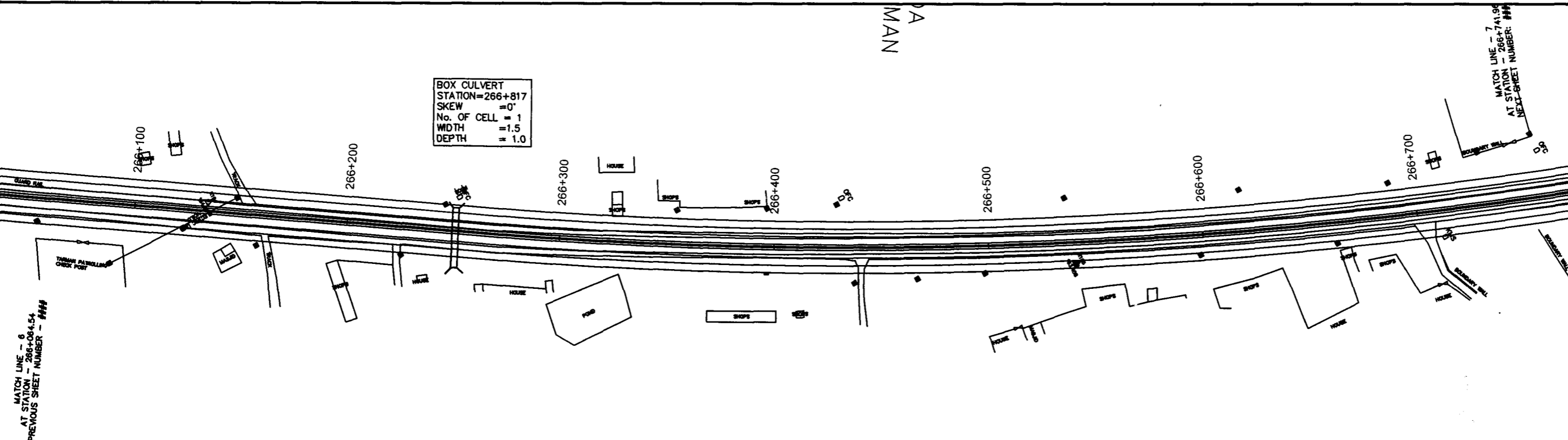
CLIENT:
NATIONAL HIGHWAYS AUTHORITY (NHA)

CONSULTANTS:
MINCONSULT. SDN BHD
In Joint Venture With
SAMAN CORPORATION
SHELADIA ASSOCIATES
CEC
AAA
ACE
AA
ACC

DRAWING TITLE:
PLAN & PROFILE
265+387.12 - 266+064.54

DESIGN BY: A.S	SHEET NO: 50 of 157
DRAWN BY: S.A	SCALE: H = 1:2000 V = 1:100
CHECKED BY: A.S	DATE: APRIL, 2024
APPROVED BY:	REVISION:

CAD FILE NAME:
CEC/CAREC/T/III/01



Station	CH	N.S.L	P.G.L	VCD	HCD
266+065	166.162	166.162	166.266		
266+075	166.119	166.119	166.227		
266+100	166.012	166.012	166.132		
266+125	165.924	165.924	166.037		
266+150	165.860	165.860	165.942		
266+175	165.763	165.763	165.847		
266+200	165.654	165.654	165.752		
266+225	165.528	165.528	165.659		
266+250	165.421	165.421	165.575		
266+275	165.316	165.316	165.500		
266+300	165.210	165.210	165.435		
266+325	165.166	165.166	165.379		
266+350	165.079	165.079	165.332		
266+375	164.996	164.996	165.293		
266+400	164.929	164.929	165.255		
266+425	164.881	164.881	165.217		
266+450	164.835	164.835	165.178		
266+475	164.785	164.785	165.140		
266+500	164.740	164.740	165.102		
266+525	164.689	164.689	165.063		
266+550	164.659	164.659	165.025		
266+575	164.618	164.618	164.987		
266+600	164.539	164.539	164.948		
266+625	164.551	164.551	164.910		
266+650	164.498	164.498	164.872		
266+675	164.482	164.482	164.833		
266+700	164.441	164.441	164.795		
266+725	164.408	164.408	164.757		
266+742	164.374	164.374	164.731		

NOTES
1- ALL DIMENSIONS AND ARE IN METERS.

LEGEND

REV.	REVISION/ISSUE	DATE

PROJECT:
CONSTRUCTION OF DG KHAN - DI KHAN SECTION OF N-55 AS 4-LANE HIGHWAY (208 Km) PACKAGE-2 (Km 233+200 TO 329+700)



CLIENT:
NATIONAL HIGHWAYS AUTHORITY (NHA)

CONSULTANTS:
 MINCONSULT SDN BHD
 In Joint Venture With
 SAMAN CORPORATION
 SHELADIA ASSOCIATES
 CEC
 AAA
 ACE
 AA
 ACC

DRAWING TITLE:
PLAN & PROFILE
266+064.54 - 266+741.96


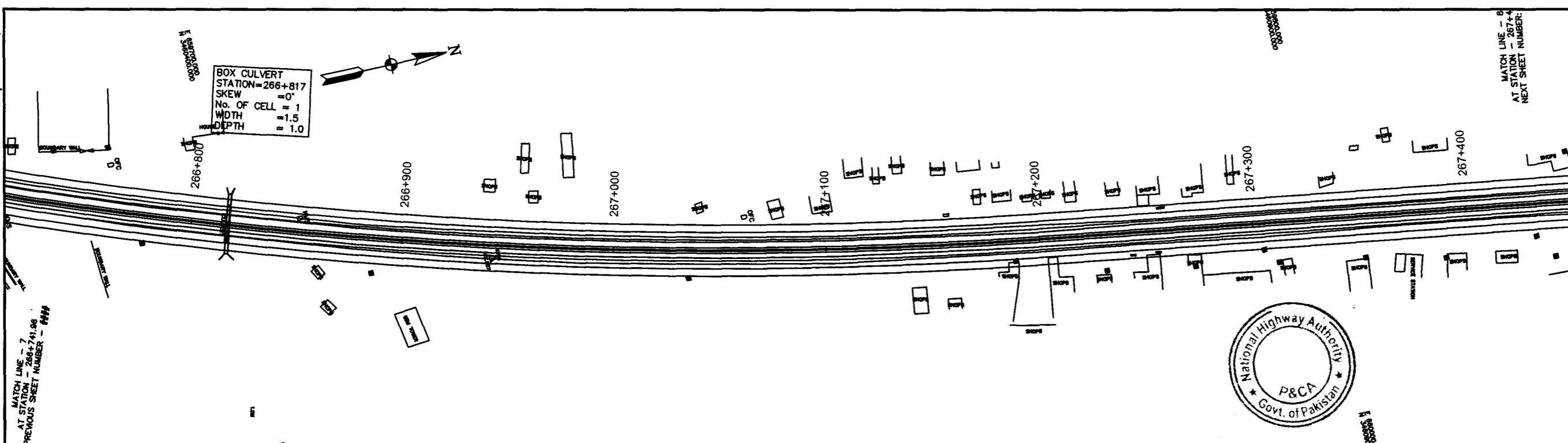
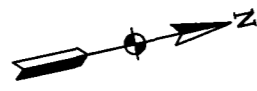
DESIGN BY: A.S	SHEET NO: 51 of 157
DRAWN BY: S.A	SCALE: H = 1:2000 V = 1:100
CHECKED BY: A.S	DATE: APRIL, 2024
APPROVED BY:	REVISION:

CAD FILE NAME:
CEC/CAREC/III/01



Signature

BOX CULVERT
 STATION=266+817
 SKEW = 0°
 No. OF CELL = 1
 WIDTH = 1.5
 DEPTH = 1.0



Station	CH	N.S.L	P.G.L	VCD	HCD
266+742	164.374	164.731			
266+750	164.356	164.718			
266+775	164.307	164.680			
266+800	164.281	164.642			
266+825	164.253	164.603			
266+850	164.262	164.565			
266+875	164.267	164.527			
266+900	164.218	164.488			
266+925	164.179	164.450			
266+950	164.150	164.412			
266+975	164.121	164.373			
267+000	164.080	164.335			
267+025	164.030	164.297			
267+050	163.990	164.258			
267+075	163.950	164.220			
267+100	163.906	164.182			
267+125	163.869	164.143			
267+150	163.828	164.105			
267+175	163.798	164.067			
267+200	163.770	164.028			
267+225	163.716	163.990			
267+250	163.646	163.952			
267+275	163.596	163.913			
267+300	163.557	163.875			
267+325	163.520	163.837			
267+350	163.490	163.798			
267+375	163.438	163.761			
267+400	163.423	163.725			
267+419	163.409	163.697			

NOTES
 1:- ALL DIMENSIONS AND ARE IN METERS.

LEGEND

REV.	REVISION/ISSUE	DATE
------	----------------	------

PROJECT:
 CONSTRUCTION OF DG KHAN - DI KHAN SECTION OF N-55 AS 4- LANE HIGHWAY (208 Km) PACKAGE-2 (Km 233+200 TO 329+700)

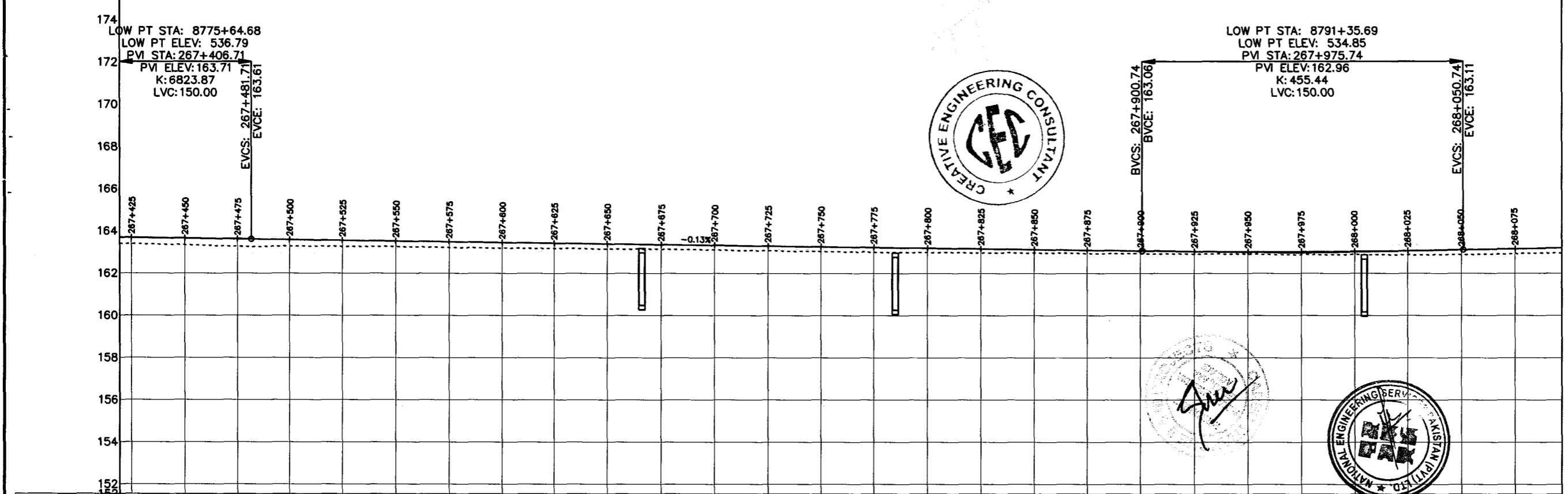
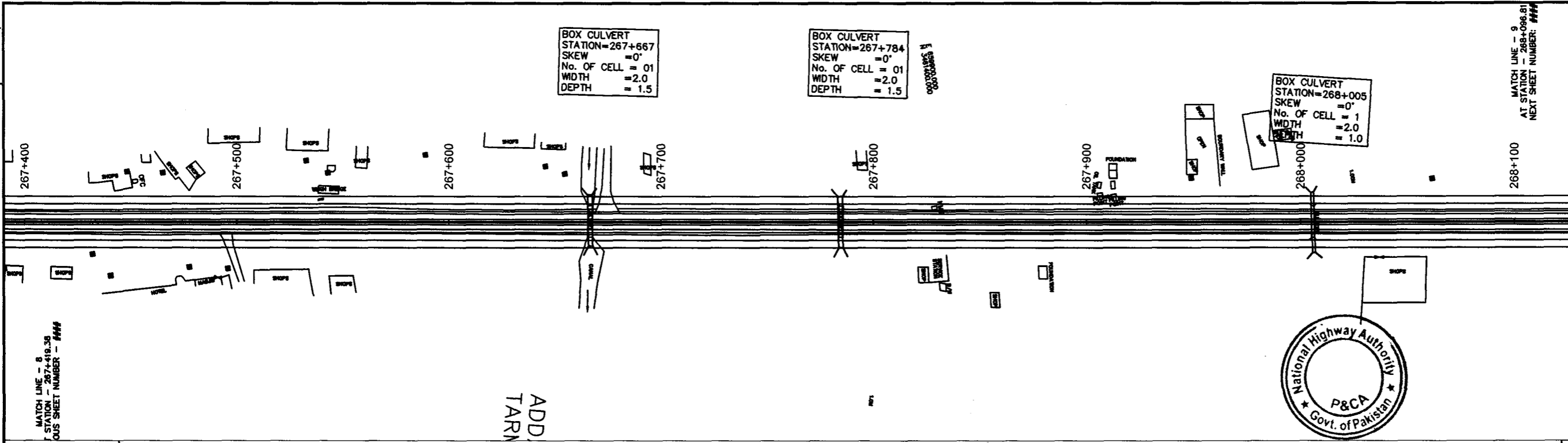
CLIENT:
 NATIONAL HIGHWAYS AUTHORITY (NHA)

CONSULTANTS:
 MINCONSULT. SDN BHD
 In Joint Venture With
 SAMAN CORPORATION
 SHELADIA ASSOCIATES
 CEC
 AAA
 ACE
 AA
 ACC

DRAWING TITLE:
 PLAN & PROFILE
 266+741.96 - 267+419.38

DESIGN BY: A.S	SHEET NO: 52 of 157
DRAWN BY: S.A	SCALE: H = 1:2000 V = 1:100
CHECKED BY: A.S	DATE: APRIL, 2024
APPROVED BY:	REVISION:

CAD FILE NAME:
 CEC/CAREC/TIII/01



Station	HCD	VCD	P.G.L	N.S.L	CH
267+419			163.697	163.409	
267+425			163.690	163.398	
267+450			163.655	163.338	
267+475			163.622	163.279	
267+500			163.589	163.284	
267+525			163.556	163.259	
267+550			163.523	163.261	
267+575			163.490	163.213	
267+600			163.457	163.198	
267+625			163.425	163.171	
267+650			163.392	163.150	
267+675			163.359	163.145	
267+700			163.326	163.104	
267+725			163.293	163.072	
267+750			163.260	163.043	
267+775			163.228	163.002	
267+800			163.195	163.000	
267+825			163.162	162.962	
267+850			163.129	162.967	
267+875			163.096	162.943	
267+900			163.063	162.927	
267+925			163.037	162.916	
267+950			163.024	162.912	
267+975			163.025	162.886	
268+000			163.040	162.895	
268+025			163.069	162.870	
268+050			163.111	162.891	
268+075			163.160	162.957	
268+097			163.204	162.947	

NOTES
1. ALL DIMENSIONS AND ARE IN METERS.

LEGEND

REV.	REVISION/ISSUE	DATE
------	----------------	------

PROJECT:
CONSTRUCTION OF DG KHAN - DI KHAN SECTION OF N-55 AS 4-LANE HIGHWAY (208 Km) PACKAGE-2 (Km 233+200 TO 329+700)

CLIENT:
NATIONAL HIGHWAYS AUTHORITY (NHA)

CONSULTANTS:
 MINCONSULT. SDN BHD
 In Joint Venture With
 SAMAN CORPORATION
 SHELADIA ASSOCIATES
 CEC
 AAA
 ACE
 AA
 ACC

DRAWING TITLE:
PLAN & PROFILE
267+419.38 - 268+096.81

DESIGN BY: A.S	SHEET NO: 53 of 157
DRAWN BY: S.A	SCALE: H = 1:2000 V = 1:100
CHECKED BY: A.S	DATE: APRIL, 2024
APPROVED BY:	REVISION:

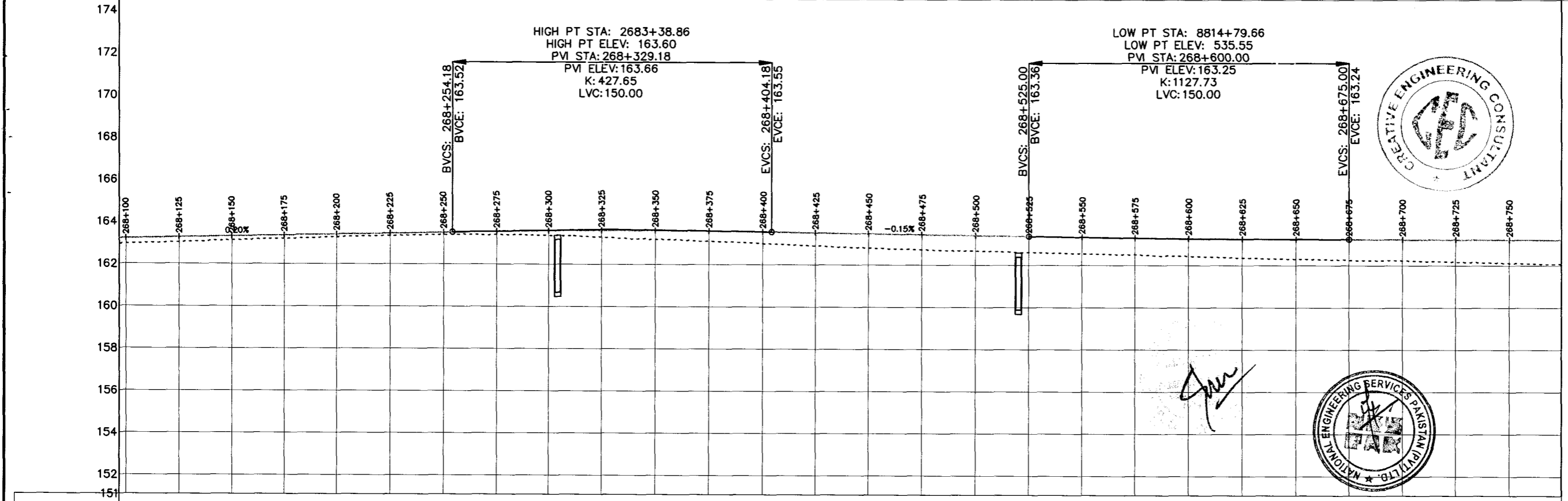
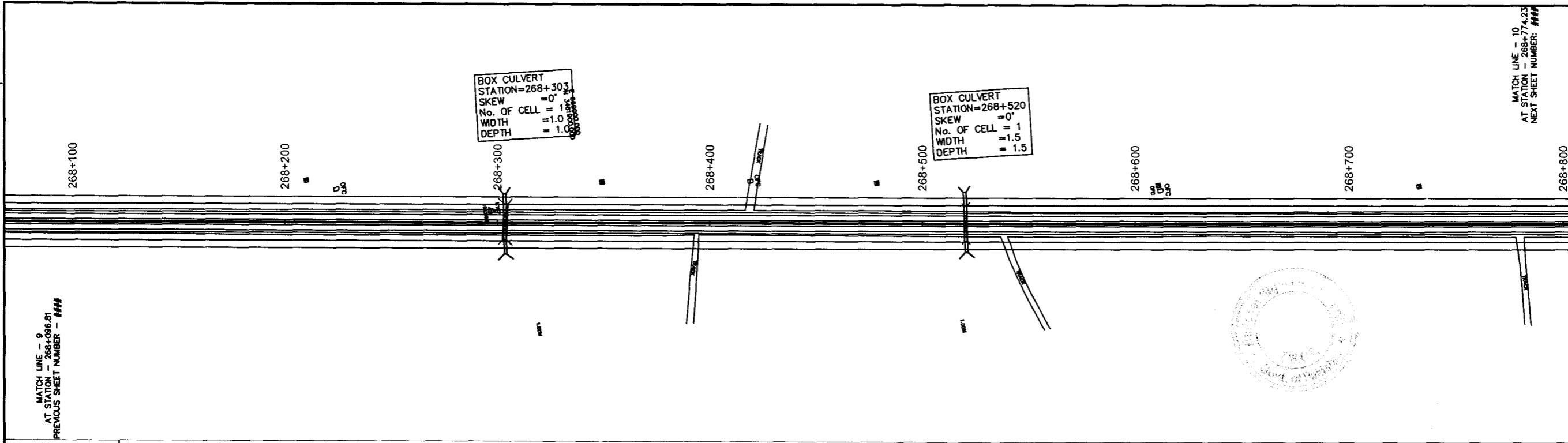
CAD FILE NAME:
CEC/CAREC/III/01

MATCH LINE - 9
AT STATION - 268+096.81
PREVIOUS SHEET NUMBER - ###



MATCH LINE - 10
AT STATION - 268+774.23
NEXT SHEET NUMBER: ###

BOX CULVERT
STATION=268+303
SKEW = 0°
No. OF CELL = 1
WIDTH = 1.0
DEPTH = 1.0

BOX CULVERT
STATION=268+520
SKEW = 0°
No. OF CELL = 1
WIDTH = 1.5
DEPTH = 1.5



HCD	L=2169.99m																												
VCD	Grade (0.20%) Tangent Length (203.45) Chainage (268+254.18) Elevation (163.52)										Grade (-0.15%) Tangent Length (120.82) Chainage (268+525.00) Elevation (163.36)																		
P.G.L	268+100	268+125	268+150	268+175	268+200	268+225	268+250	268+275	268+300	268+325	268+350	268+375	268+400	268+425	268+450	268+475	268+500	268+525	268+550	268+575	268+600	268+625	268+650	268+675	268+700	268+725	268+750	268+774.23	
N.S.L	162.967	163.017	163.131	163.193	163.252	163.334	163.397	163.410	163.353	163.280	163.189	163.113	162.997	162.890	162.793	162.720	163.441	162.666	162.609	162.557	162.507	162.440	162.360	162.308	162.245	162.225	162.173	162.117	162.063
CH	268+100	268+125	268+150	268+175	268+200	268+225	268+250	268+275	268+300	268+325	268+350	268+375	268+400	268+425	268+450	268+475	268+500	268+525	268+550	268+575	268+600	268+625	268+650	268+675	268+700	268+725	268+750	268+774.23	



NOTES
1. ALL DIMENSIONS AND ARE IN METERS.

LEGEND

REV.	REVISION/ISSUE	DATE

PROJECT:
CONSTRUCTION OF DG KHAN - DI KHAN SECTION OF N-55 AS 4-LANE HIGHWAY (208 Km) PACKAGE-2 (Km 233+200 TO 329+700)

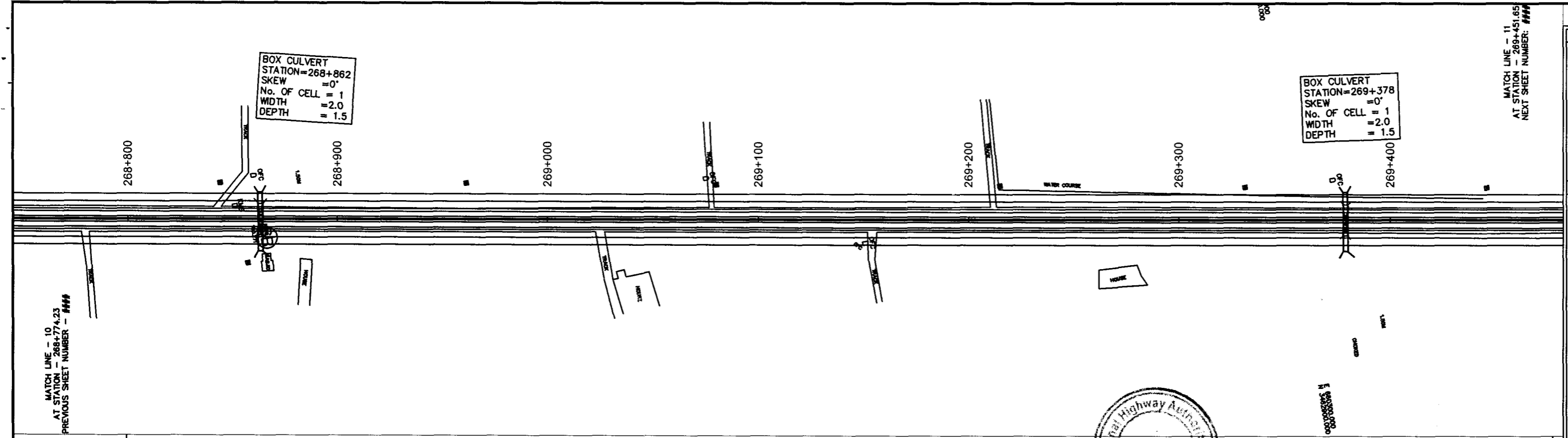
CLIENT:
NHA NATIONAL HIGHWAYS AUTHORITY (NHA)

CONSULTANTS:
MINCONSULT SDN BHD In Joint Venture With
SAMAN CORPORATION
SHELADIA ASSOCIATES
CEC
AAA
ACE
AA
ACC

DRAWING TITLE:
PLAN & PROFILE
268+096.81 - 268+774.23

DESIGN BY: A.S	SHEET NO: 54 of 157
DRAWN BY: S.A	SCALE: H = 1:2000 V = 1:100
CHECKED BY: A.S	DATE: APRIL, 2024
APPROVED BY:	REVISION:

CAD FILE NAME:
CEC/CAREC/TH/01

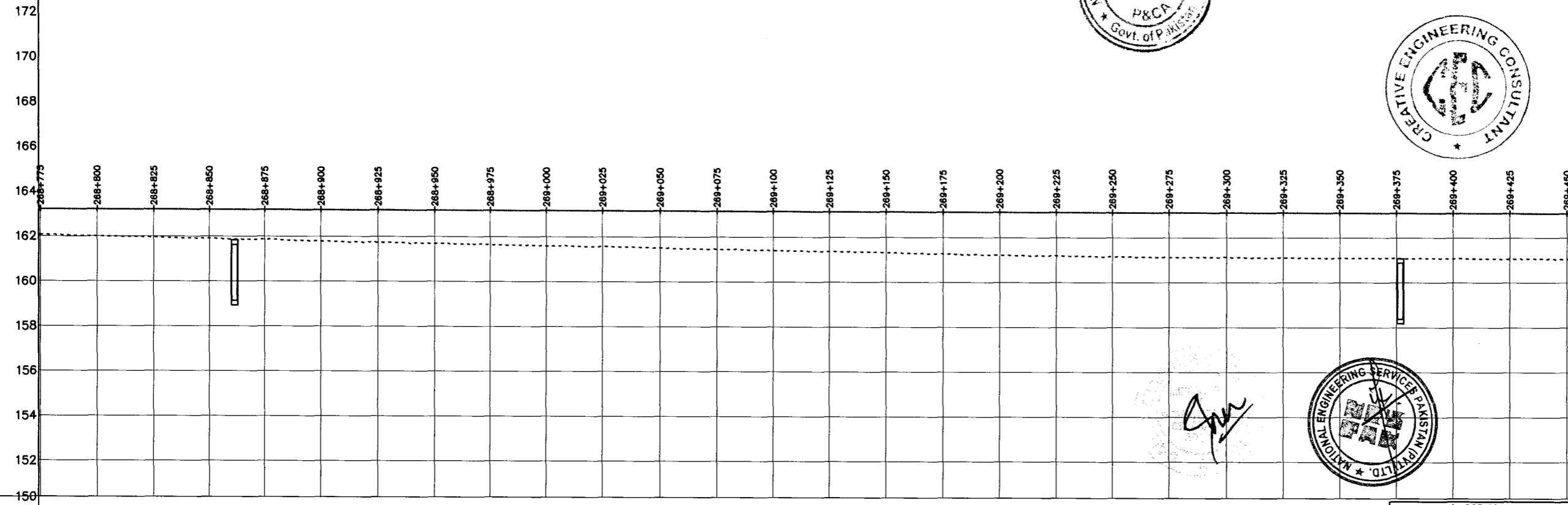




MATCH LINE - 10
AT STATION - 268+774.23
PREVIOUS SHEET NUMBER - ###

MATCH LINE - 11
AT STATION - 269+451.65
NEXT SHEET NUMBER: ###

BOX CULVERT
STATION=268+862
SKEW = 0°
No. OF CELL = 1
WIDTH = 2.0
DEPTH = 1.5

BOX CULVERT
STATION=269+378
SKEW = 0°
No. OF CELL = 1
WIDTH = 2.0
DEPTH = 1.5



Station	CH	N.S.L	P.G.L	VCD	HCD
268+775	162.067	163.216			
268+800	162.006	163.211			
268+825	161.958	163.206			
268+850	161.907	163.201			
268+875	161.864	163.196			
268+900	161.776	163.191			
268+925	161.734	163.186			
268+950	161.688	163.181			
268+975	161.631	163.176			
269+000	161.576	163.171			
269+025	161.551	163.166			
269+050	161.509	163.161			
269+075	161.445	163.156			
269+100	161.400	163.151			
269+125	161.361	163.146			
269+150	161.314	163.141			
269+175	161.265	163.136			
269+200	161.219	163.132			
269+225	161.191	163.127			
269+250	161.148	163.122			
269+275	161.119	163.117			
269+300	161.119	163.112			
269+325	161.087	163.107			
269+350	161.085	163.102			
269+375	161.085	163.097			
269+400	161.068	163.092			
269+425	161.058	163.087			
269+450	161.053	163.082			

NOTES
1- ALL DIMENSIONS AND ARE IN METERS.

LEGEND

REV.	REVISION/ISSUE	DATE

PROJECT:
CONSTRUCTION OF DG KHAN - DI KHAN
SECTION OF N-55 AS 4- LANE HIGHWAY
(208 Km)
PACKAGE-2
(Km 233+200 TO 329+700)

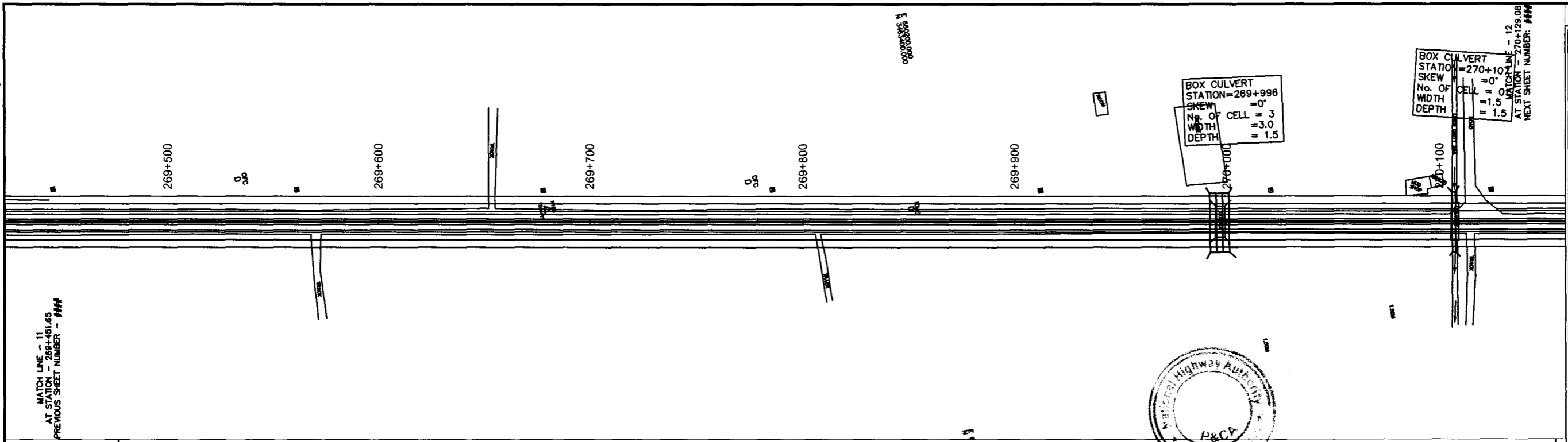
CLIENT:
NATIONAL HIGHWAYS
AUTHORITY (NHA)

CONSULTANTS:
MINCONSULT SDN BHD
In Joint Venture With
SAMAN CORPORATION
SHELADIA ASSOCIATES
CEC
AAA
ACE
AA
ACC

DRAWING TITLE:
PLAN & PROFILE
268+774.23 - 269+451.65

DESIGN BY: A.S	SHEET NO: 55 of 157
DRAWN BY: S.A	SCALE: H = 1:2000 V = 1:100
CHECKED BY: A.S	DATE: APRIL, 2024
APPROVED BY:	REVISION:

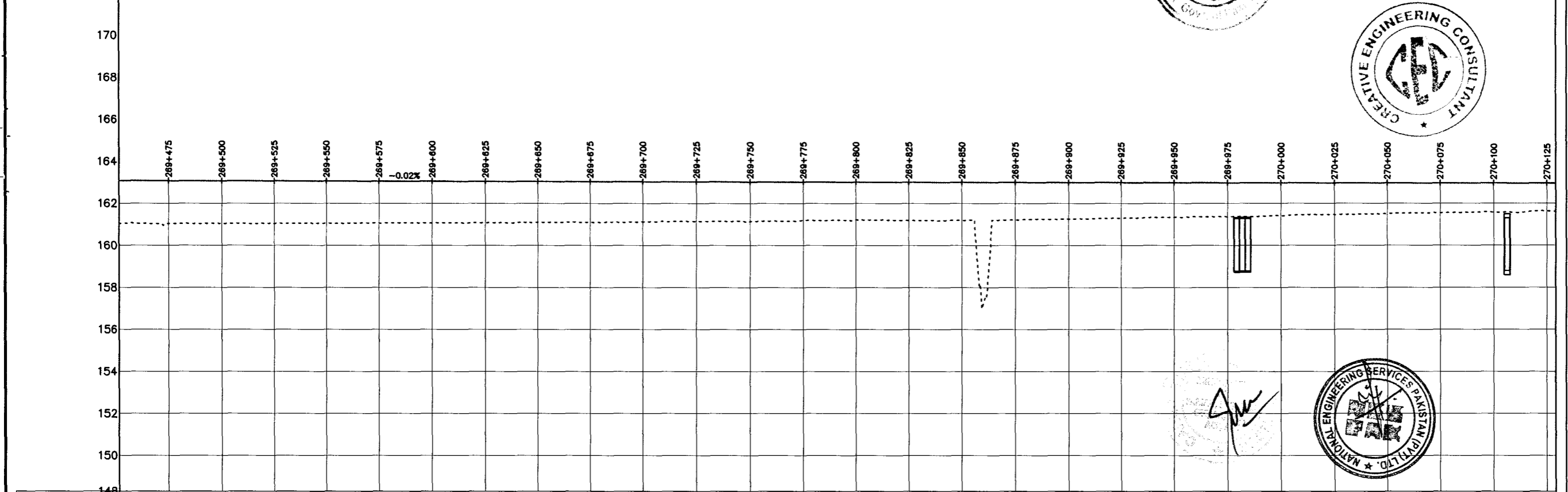

CAD FILE NAME:
CEC/CAREC/T/III/01



MATCH LINE - 11
AT STATION - 269+451.65
PREVIOUS SHEET NUMBER - ###

BOX CULVERT
STATION=269+996
SKEW = 0°
No. OF CELL = 3
WIDTH = 3.0
DEPTH = 1.5

BOX CULVERT
STATION=270+107
SKEW = 0°
No. OF CELL = 3
WIDTH = 3.0
DEPTH = 1.5



HCD	L=205.16m R=100000.00m		L=1186.11m																								
VCD	Grade (-0.02%) Tangent Length (1823.91) Chainage (270+498.91) Elevation (162.88)																										
P.G.L	269+475	269+500	269+525	269+550	269+575	269+600	269+625	269+650	269+675	269+700	269+725	269+750	269+775	269+800	269+825	269+850	269+875	269+900	269+925	269+950	269+975	270+000	270+025	270+050	270+075	270+100	270+125
N.S.L	161.035	161.036	161.036	161.036	161.057	161.057	161.066	161.066	161.064	161.103	161.091	161.123	161.140	161.150	161.181	161.183	161.212	161.251	161.290	161.335	161.359	161.402	161.465	161.499	161.541	161.561	161.561
CH	163.082	163.077	163.072	163.067	163.062	163.058	163.053	163.043	163.038	163.033	163.028	163.023	163.018	163.013	163.008	163.003	162.998	162.993	162.988	162.983	162.979	162.974	162.969	162.964	162.959	162.954	162.949

NOTES
1- ALL DIMENSIONS AND ARE IN METERS.

LEGEND

REV.	REVISION/ISSUE	DATE

PROJECT:
CONSTRUCTION OF DG KHAN - DI KHAN SECTION OF N-55 AS 4- LANE HIGHWAY (208 Km) PACKAGE-2 (Km 233+200 TO 329+700)

CLIENT:
NATIONAL HIGHWAYS AUTHORITY (NHA)

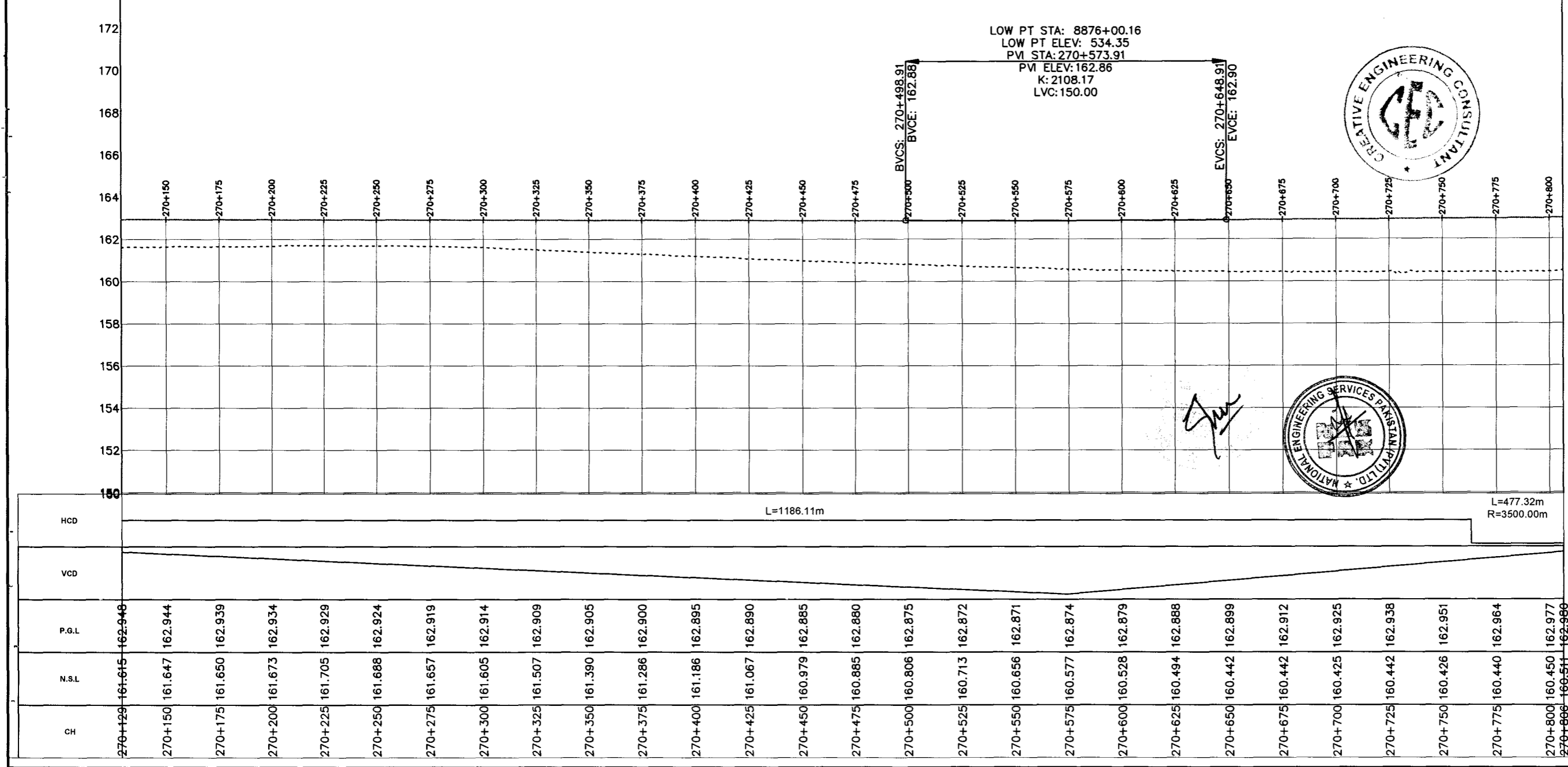
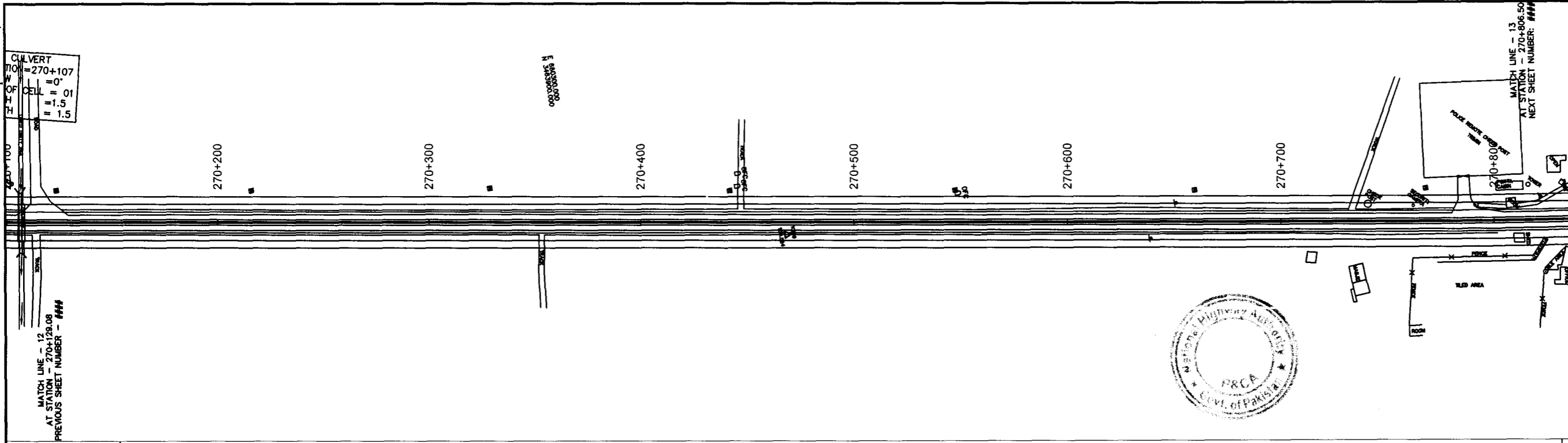
CONSULTANTS:

- MINCONSULT SDN BHD In Joint Venture With
- SAMAN CORPORATION
- SHELADIA ASSOCIATES
- CEC
- AAA
- ACE
- AA
- ACC

DRAWING TITLE:
PLAN & PROFILE
269+451.65 - 270+129.08

DESIGN BY: A.S	SHEET NO: 56 of 157
DRAWN BY: S.A	SCALE: H = 1:200 V = 1:100
CHECKED BY: A.S	DATE: APRIL, 2024
APPROVED BY:	REVISION:

CAD FILE NAME:
CEC/CAREC/T/III/01



NOTES
1- ALL DIMENSIONS AND ARE IN METERS

LEGEND

TENDER DRAWINGS

REV.	REVISION/ISSUE	DATE

PROJECT:
CONSTRUCTION OF DG KHAN - DI KHAN SECTION OF N-55 AS 4-LANE HIGHWAY (208 Km) PACKAGE-2 (Km 233+200 TO 329+700)

CLIENT:
NHA NATIONAL HIGHWAYS AUTHORITY (NHA)

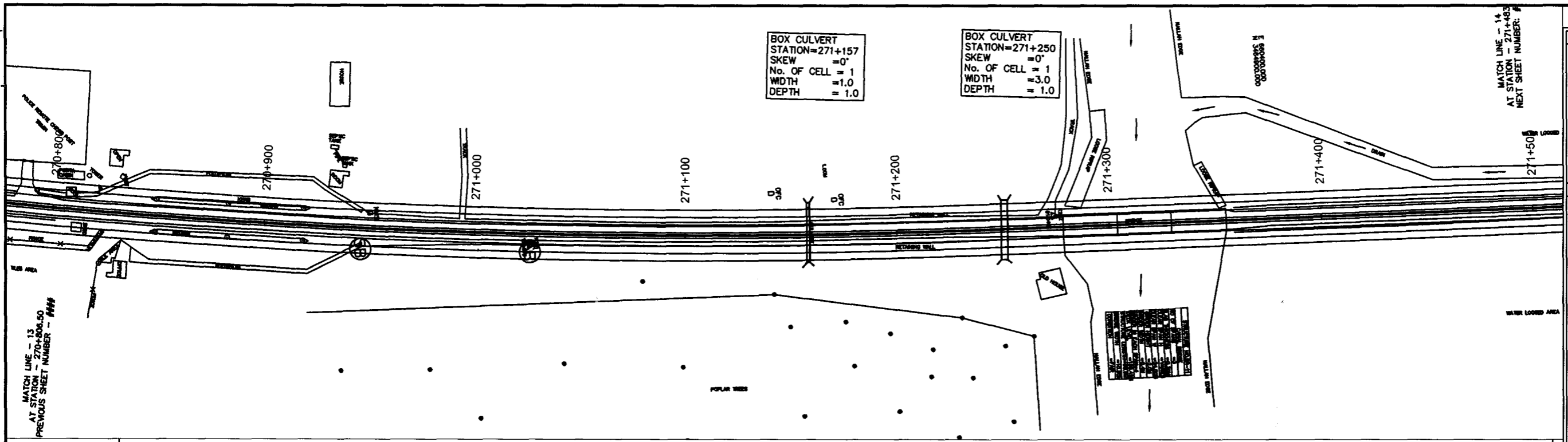
CONSULTANTS:

- MINCONSULT SDN BHD In Joint Venture With
- SAMAN CORPORATION
- SHELADIA ASSOCIATES
- CEC
- AAA
- ACE
- AA
- ACC

DRAWING TITLE:
PLAN & PROFILE
270+129.08 - 270+806.50

DESIGN BY: A.S	SHEET NO.: 57 of 157
DRAWN BY: S.A	SCALE: H = 1:2000 V = 1:100
CHECKED BY: A.S	DATE: APRIL, 2024
APPROVED BY:	REVISION:

CAD FILE NAME:
CEC/CAREC/T/III/01



BOX CULVERT
 STATION=271+157
 SKEW = 0°
 No. OF CELL = 1
 WIDTH = 3.0
 DEPTH = 1.0

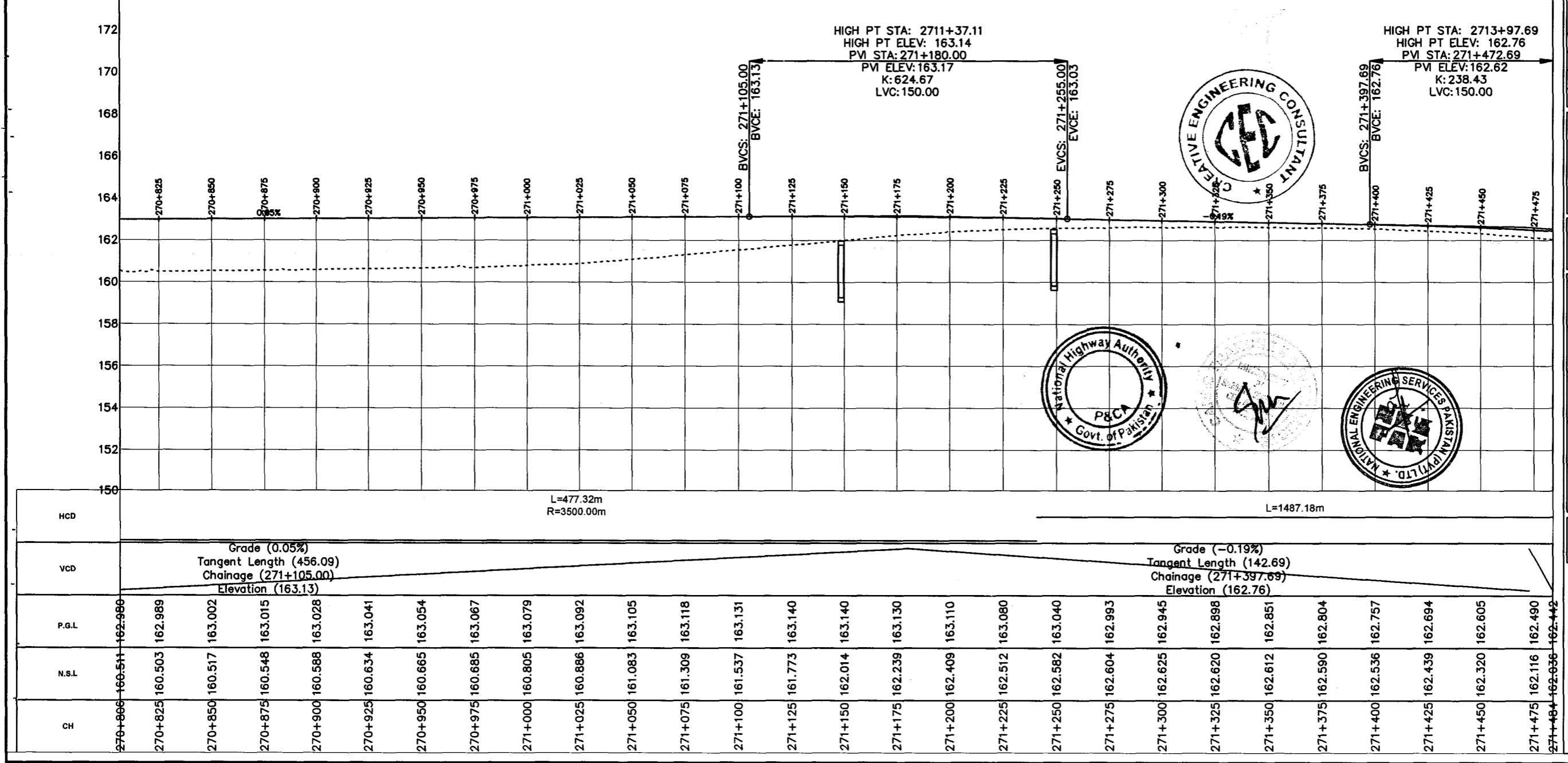
BOX CULVERT
 STATION=271+250
 SKEW = 0°
 No. OF CELL = 1
 WIDTH = 3.0
 DEPTH = 1.0

MATCH LINE - 14
 AT STATION - 271+483
 NEXT SHEET NUMBER: #

MATCH LINE - 13
 AT STATION - 270+806.50
 PREVIOUS SHEET NUMBER - #111

NOTES
 1:- ALL DIMENSIONS AND ARE IN METERS.

LEGEND



REV.	REVISION/ISSUE	DATE

PROJECT:
 CONSTRUCTION OF DG KHAN - DI KHAN
 SECTION OF N-55 AS 4- LANE HIGHWAY
 (208 Km)
 PACKAGE-2
 (Km 233+200 TO 329+700)

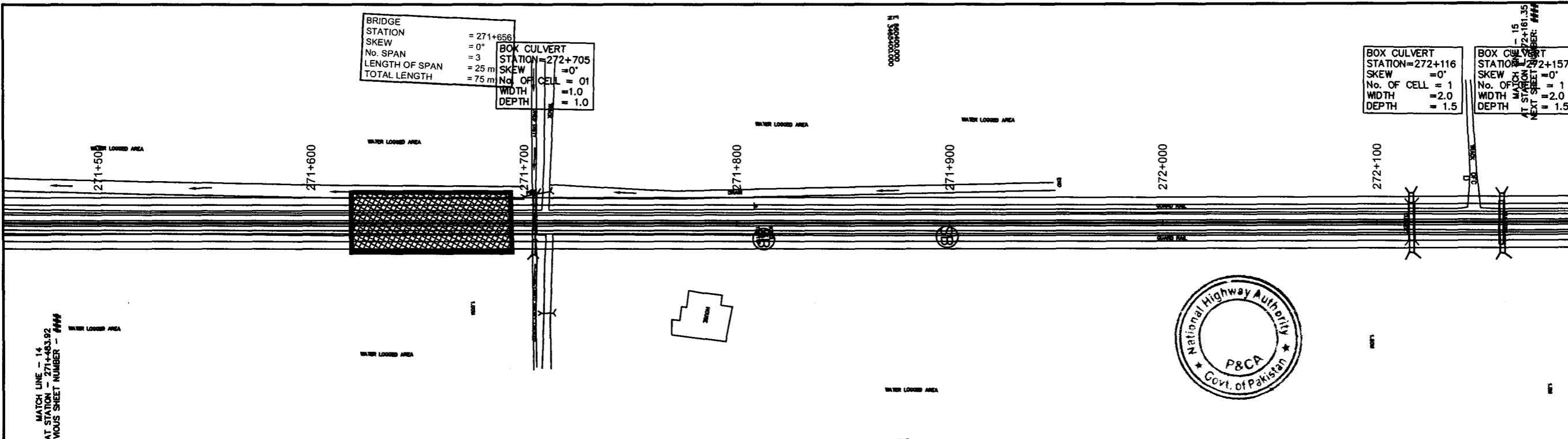
CLIENT:
 NATIONAL HIGHWAYS
 AUTHORITY (NHA)

- CONSULTANTS:**
- MINCONSULT. SDN BHD
 In Joint Venture With
 - SAMAN CORPORATION
 - SHELADIA ASSOCIATES
 - CEC
 - AAA
 - ACE
 - AA
 - ACC

DRAWING TITLE:
 PLAN & PROFILE
 270+806.50 - 271+483.92

DESIGN BY: A.S	SHEET NO: 58 of 157
DRAWN BY: S.A	SCALE: H = 1:2000 V = 1:100
CHECKED BY: A.S	DATE: APRIL, 2024
APPROVED BY:	REVISION:

CAD FILE NAME:
 CEC/CAREC/T/III/01



BRIDGE
STATION = 271+656
SKEW = 0°
No. SPAN = 3
LENGTH OF SPAN = 25 m
TOTAL LENGTH = 75 m

BOX CULVERT
STATION = 272+705
SKEW = 0°
No. OF CELL = 01
WIDTH = 1.0
DEPTH = 1.0

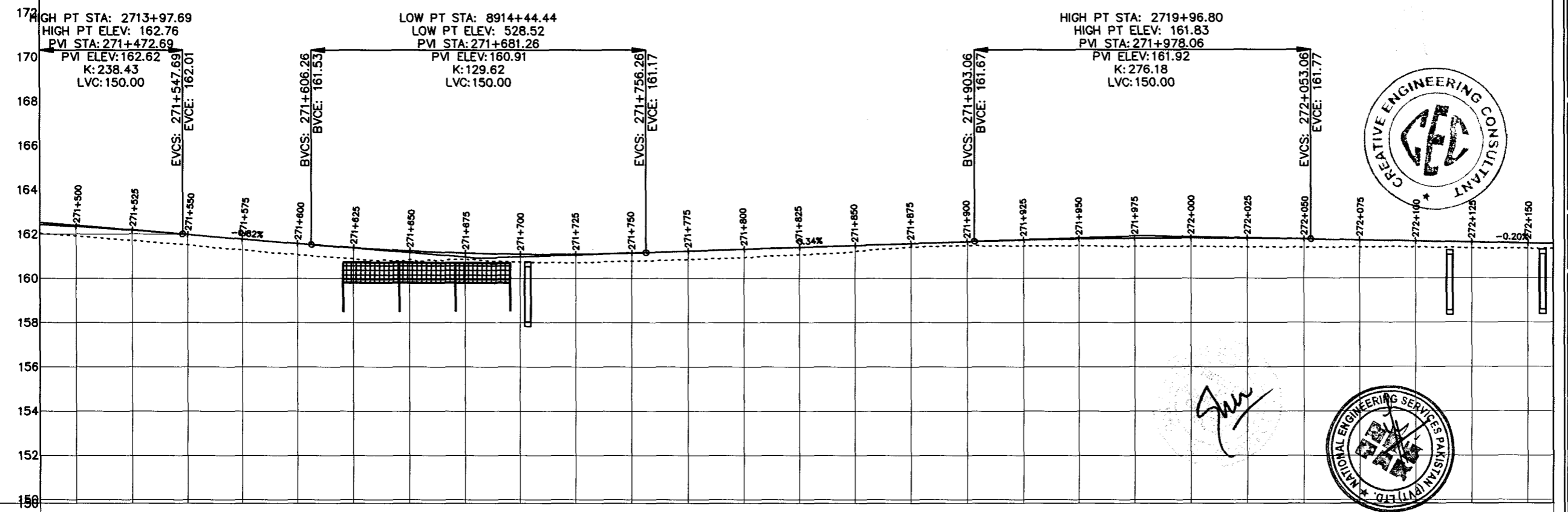


BOX CULVERT
STATION = 272+116
SKEW = 0°
No. OF CELL = 1
WIDTH = 2.0
DEPTH = 1.5

BOX CULVERT
STATION = 272+157
SKEW = 0°
No. OF CELL = 1
WIDTH = 2.0
DEPTH = 1.5

MATCH LINE - 14
AT STATION - 271+483.92
EMOUS SHEET NUMBER - ###

NOTES
1- ALL DIMENSIONS AND ARE IN METERS.

LEGEND



TENDER DRAWINGS		
REV.	REVISION/ISSUE	DATE

PROJECT:
CONSTRUCTION OF DG KHAN - DI KHAN
SECTION OF N-55 AS 4- LANE HIGHWAY
(208 Km)
PACKAGE-2
(Km 233+200 TO 329+700)

CLIENT:
NATIONAL HIGHWAYS
AUTHORITY (NHA)

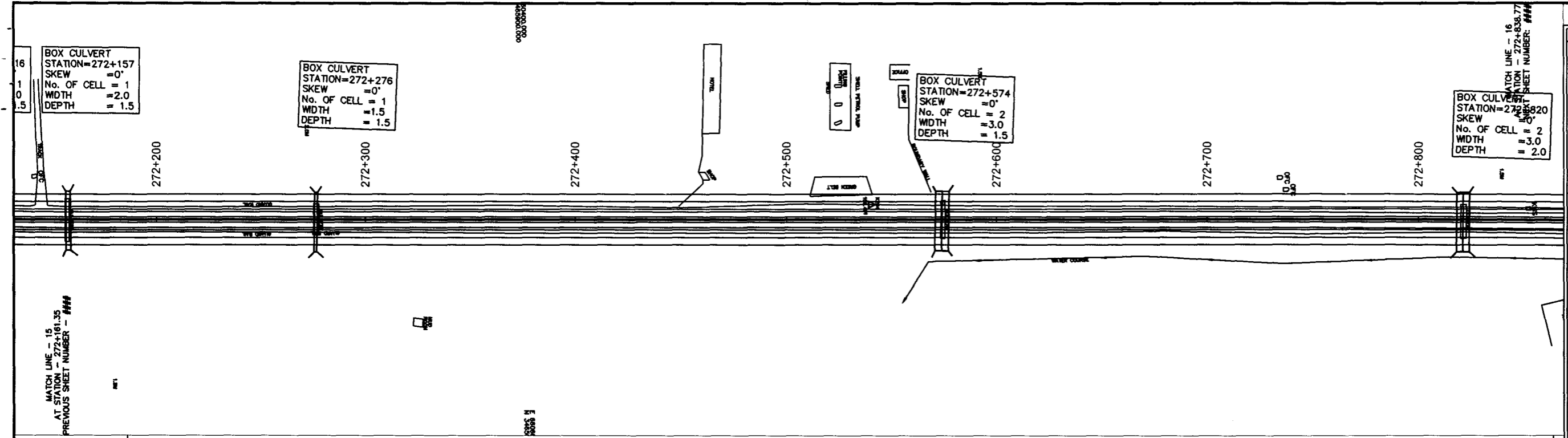
- CONSULTANTS:
- MINCONSULT. SDN BHD
In Joint Venture With
 - SAMAN CORPORATION
 - SHELADIA ASSOCIATES
 - CEC
 - AAA
 - ACE
 - AA
 - ACC

DRAWING TITLE:
PLAN & PROFILE
271+483.92 - 272+161.35

DESIGN BY: A.S	SHEET NO. 59 of 157
DRAWN BY: S.A	SCALE: H = 1:2000 V = 1:100
CHECKED BY: A.S	DATE: APRIL, 2024
APPROVED BY:	REVISION:



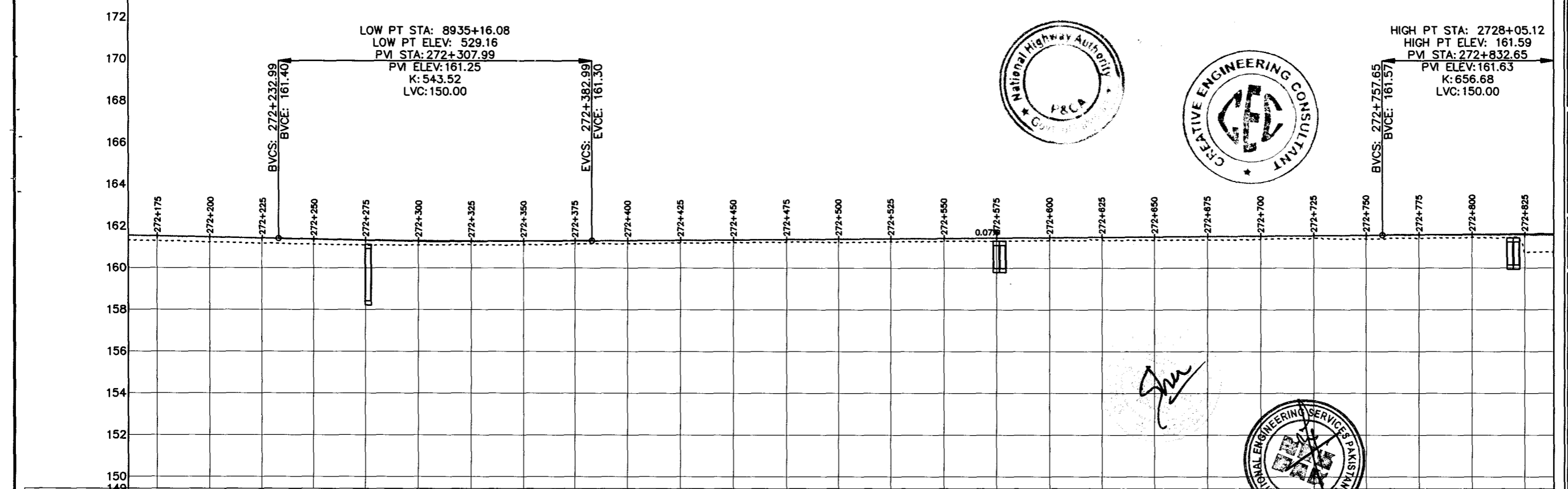
CAD FILE NAME:
CEC/CAREC/TIII/01

HCD	L=1487.18m																												
VCD	Grade (-0.82%) Tangent Length (58.57) Chainage (271+606.26) Elevation (161.53)								Grade (0.34%) Tangent Length (146.80) Chainage (271+903.06) Elevation (161.67)								Grade (-0.20%) Tangent Length (179) Chainage (272+232) Elevation (161.40)												
P.G.L	271+484	271+500	271+525	271+550	271+575	271+600	271+625	271+650	271+675	271+700	271+725	271+750	271+775	271+800	271+825	271+850	271+875	271+900	271+925	271+950	271+975	272+000	272+025	272+050	272+075	272+100	272+125	272+150	272+161
N.S.L	162.036	161.918	161.707	161.512	161.296	161.072	160.888	160.851	160.857	160.743	160.722	160.776	160.857	160.944	161.075	161.215	161.408	161.486	161.455	161.470	161.446	161.446	161.405	161.389	161.394	161.389	161.344	161.333	161.317
CH	271+484	271+500	271+525	271+550	271+575	271+600	271+625	271+650	271+675	271+700	271+725	271+750	271+775	271+800	271+825	271+850	271+875	271+900	271+925	271+950	271+975	272+000	272+025	272+050	272+075	272+100	272+125	272+150	272+161



NOTES
1- ALL DIMENSIONS AND ARE IN METERS.

LEGEND



REV.	REVISION/ISSUE	DATE

PROJECT:
CONSTRUCTION OF DG KHAN - DI KHAN SECTION OF N-55 AS 4-LANE HIGHWAY (208 Km) PACKAGE-2 (Km 233+200 TO 329+700)

CLIENT:
NATIONAL HIGHWAYS AUTHORITY (NHA)

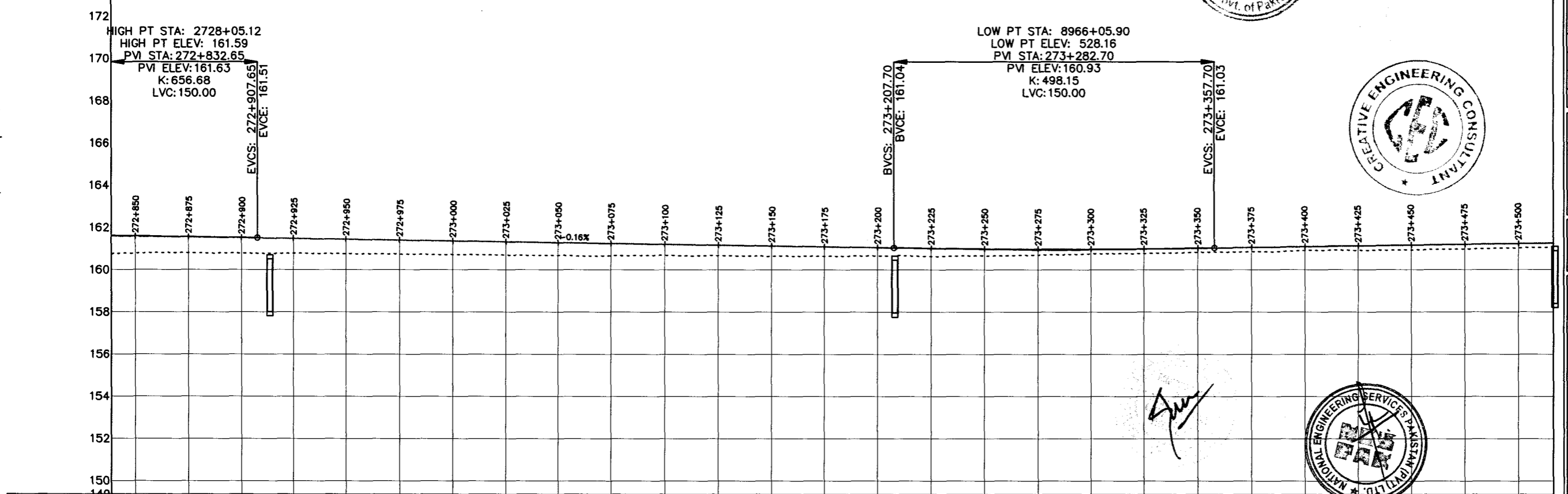
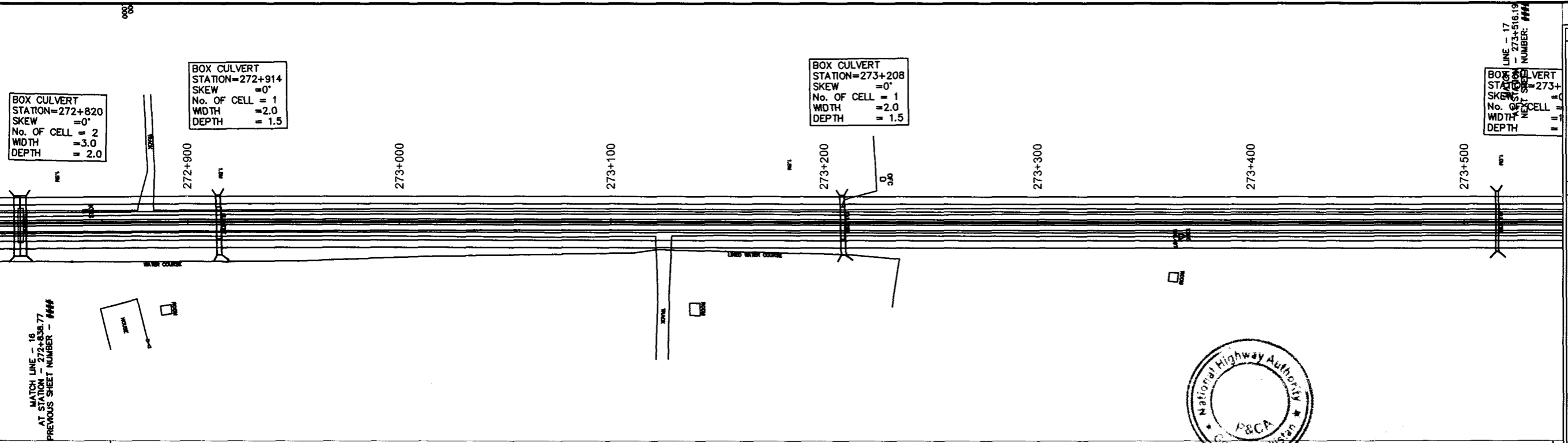
- CONSULTANTS:**
- MINCONSULT, SDN BHD
In Joint Venture With
 - SAMAN CORPORATION
 - SHELADIA ASSOCIATES
 - CEC
 - AAA
 - ACE
 - AA
 - ACC

DRAWING TITLE:
PLAN & PROFILE
272+161.35 - 272+838.77

DESIGN BY: A.S	SHEET NO: 60 of 157
DRAWN BY: S.A	SCALE: H = 1:2000 V = 1:100
CHECKED BY: A.S	DATE: APRIL, 2024
APPROVED BY:	REVISION:

CAD FILE NAME:
CEC/CAREC/T/III/01

Station	CH	N.S.L	P.G.L	VCD	HCD
272+161	161.317	161.548			
272+175	161.289	161.520			
272+200	161.233	161.469			
272+225	161.166	161.418			
272+250	161.116	161.370			
272+275	161.094	161.333			
272+300	161.084	161.307			
272+325	161.111	161.292			
272+350	161.102	161.290			
272+375	161.139	161.298			
272+400	161.166	161.316			
272+425	161.183	161.334			
272+450	161.213	161.352			
272+475	161.240	161.370			
272+500	161.227	161.388			
272+525	161.259	161.406			
272+550	161.273	161.424			
272+575	161.287	161.442			
272+600	161.312	161.460			
272+625	161.336	161.478			
272+650	161.321	161.496			
272+675	161.342	161.514			
272+700	161.376	161.533			
272+725	161.415	161.551			
272+750	161.381	161.569			
272+775	161.428	161.584			
272+800	161.454	161.591			
272+825	160.767	161.588			
272+839	160.752	161.583			



Station	CH	N.S.L	P.G.L	VCD	HCD
272+830	160.752	160.752	161.583		
272+850	160.780	160.780	161.576		
272+875	160.795	160.795	161.554		
272+900	160.783	160.783	161.523		
272+925	160.775	160.775	161.484		
272+950	160.746	160.746	161.445		
272+975	160.734	160.734	161.406		
273+000	160.713	160.713	161.367		
273+025	160.701	160.701	161.328		
273+050	160.682	160.682	161.289		
273+075	160.665	160.665	161.250		
273+100	160.684	160.684	161.211		
273+125	160.667	160.667	161.172		
273+150	160.635	160.635	161.133		
273+175	160.642	160.642	161.094		
273+200	160.658	160.658	161.055		
273+225	160.633	160.633	161.019		
273+250	160.645	160.645	160.995		
273+275	160.697	160.697	160.983		
273+300	160.747	160.747	160.984		
273+325	160.770	160.770	160.998		
273+350	160.828	160.828	161.024		
273+375	160.860	160.860	161.060		
273+400	160.914	160.914	161.096		
273+425	160.920	160.920	161.132		
273+450	160.927	160.927	161.168		
273+475	160.980	160.980	161.205		
273+500	161.027	161.027	161.241		
273+516	161.070	161.070	161.264		

NOTES
1- ALL DIMENSIONS AND ARE IN METERS.

LEGEND

REV.	REVISION/ISSUE	DATE

PROJECT:
CONSTRUCTION OF DG KHAN - DI KHAN SECTION OF N-55 AS 4-LANE HIGHWAY (208 Km) PACKAGE-2 (Km 233+200 TO 329+700)



CLIENT:
NATIONAL HIGHWAYS AUTHORITY (NHA)

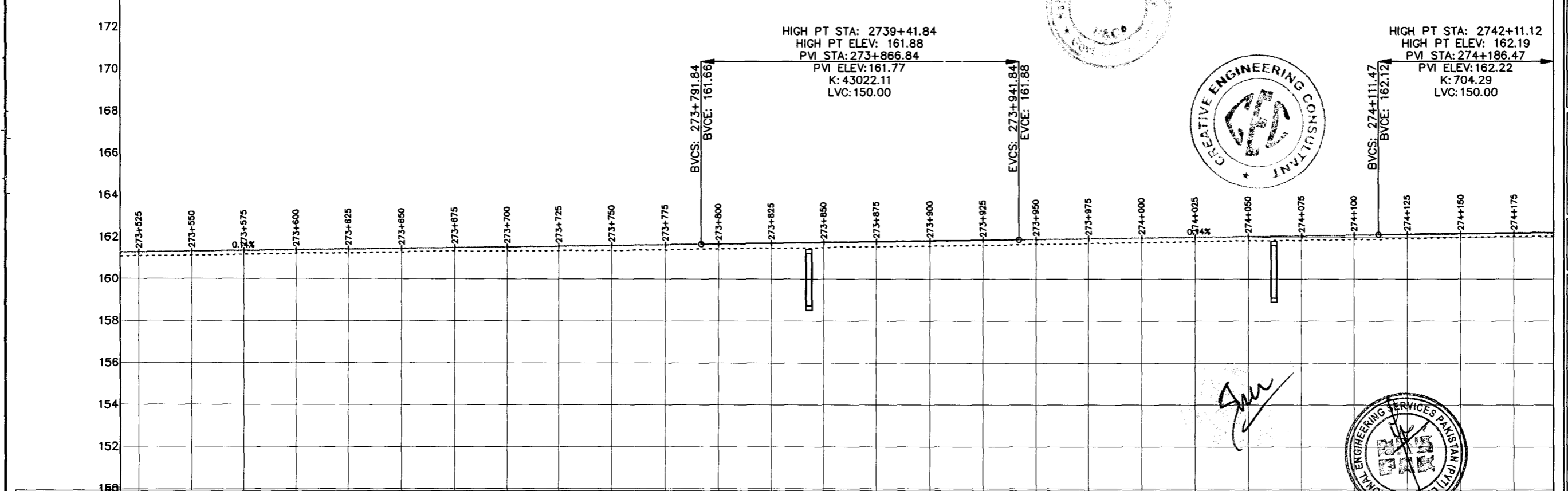
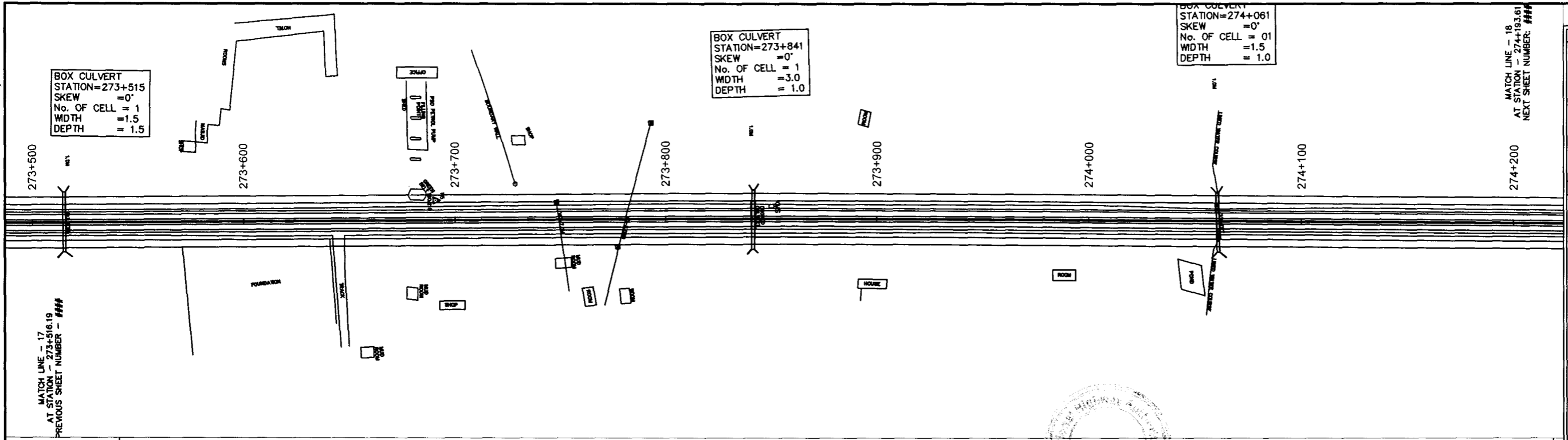
- CONSULTANTS:**
- MINCONSULT SDN BHD In Joint Venture With
 - SAMAN CORPORATION
 - SHELADIA ASSOCIATES
 - CEC
 - AAA
 - ACE
 - AA
 - ACC

DRAWING TITLE:
PLAN & PROFILE
272+838.77 - 273+516.19

DESIGN BY:	SHEET NO:
A.S	61 of 157
DRAWN BY:	SCALE:
S.A	H = 1:2000 V = 1:100
CHECKED BY:	DATE:
A.S	APRIL, 2024
APPROVED BY:	REVISION:

CAD FILE NAME:
CEC/CAREC/TIII/01





Station	CH	N.S.L	P.G.L	VCD	HCD
273+515	161.264	161.070	161.264		
273+525	161.277	161.083	161.277		
273+550	161.313	161.130	161.313		
273+575	161.349	161.160	161.349		
273+600	161.386	161.215	161.386		
273+625	161.422	161.220	161.422		
273+650	161.458	161.278	161.458		
273+675	161.494	161.329	161.494		
273+700	161.531	161.333	161.531		
273+725	161.567	161.352	161.567		
273+750	161.603	161.360	161.603		
273+775	161.639	161.387	161.639		
273+800	161.676	161.434	161.676		
273+825	161.712	161.480	161.712		
273+850	161.748	161.489	161.748		
273+875	161.784	161.558	161.784		
273+900	161.819	161.572	161.819		
273+925	161.855	161.622	161.855		
273+950	161.890	161.673	161.890		
273+975	161.926	161.698	161.926		
274+000	161.961	161.742	161.961		
274+025	161.996	161.792	161.996		
274+050	162.032	161.841	162.032		
274+075	162.067	161.856	162.067		
274+100	162.102	161.898	162.102		
274+125	162.137	161.932	162.137		
274+150	162.163	161.987	162.163		
274+175	162.180	162.036	162.180		
274+194	162.195	162.055	162.195		

NOTES
1- ALL DIMENSIONS AND ARE IN METERS

LEGEND

PROJECT:
CONSTRUCTION OF DG KHAN - DI KHAN SECTION OF N-55 AS 4- LANE HIGHWAY (208 Km) PACKAGE-2 (Km 233+200 TO 329+700)

CLIENT:
NATIONAL HIGHWAYS AUTHORITY (NHA)

- CONSULTANTS:**
- MINCONSULT, SDN BHD In Joint Venture With
 - SAMAN CORPORATION
 - SHELADIA ASSOCIATES
 - CEC
 - AAA
 - ACE
 - AA
 - ACC

DRAWING TITLE:
PLAN & PROFILE
273+516.19 - 274+193.61

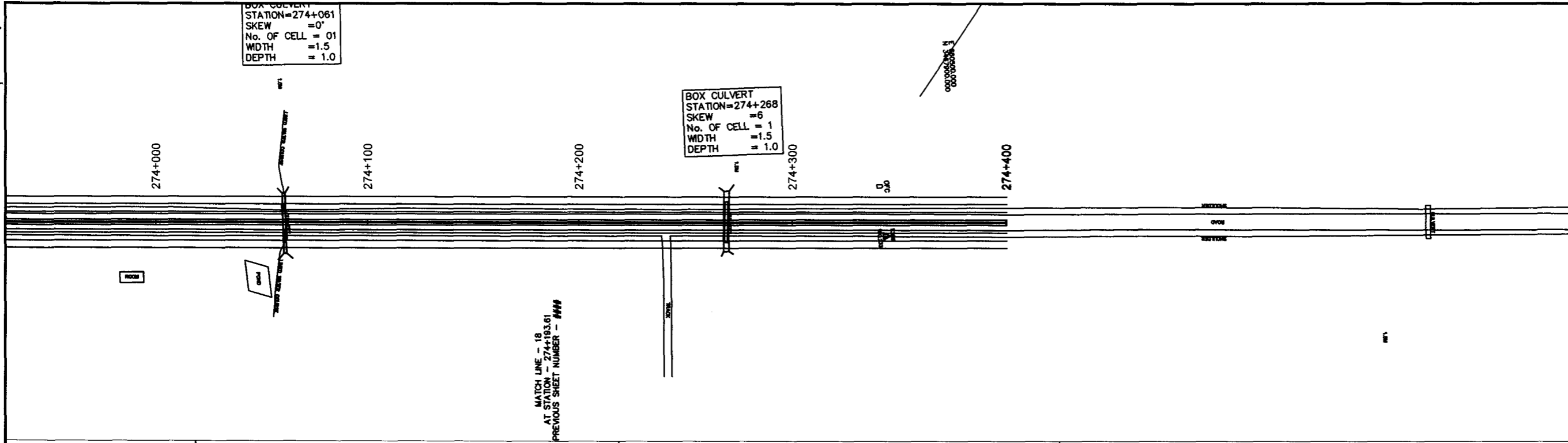
DESIGN BY:	SHEET NO:
A.S	62 of 157
DRAWN BY:	SCALE:
S.A	H = 1:2000 V = 1:100
CHECKED BY:	DATE:
A.S	APRIL, 2024
APPROVED BY:	REVISION:

CAD FILE NAME:
CEC/CAREC/TIII/01


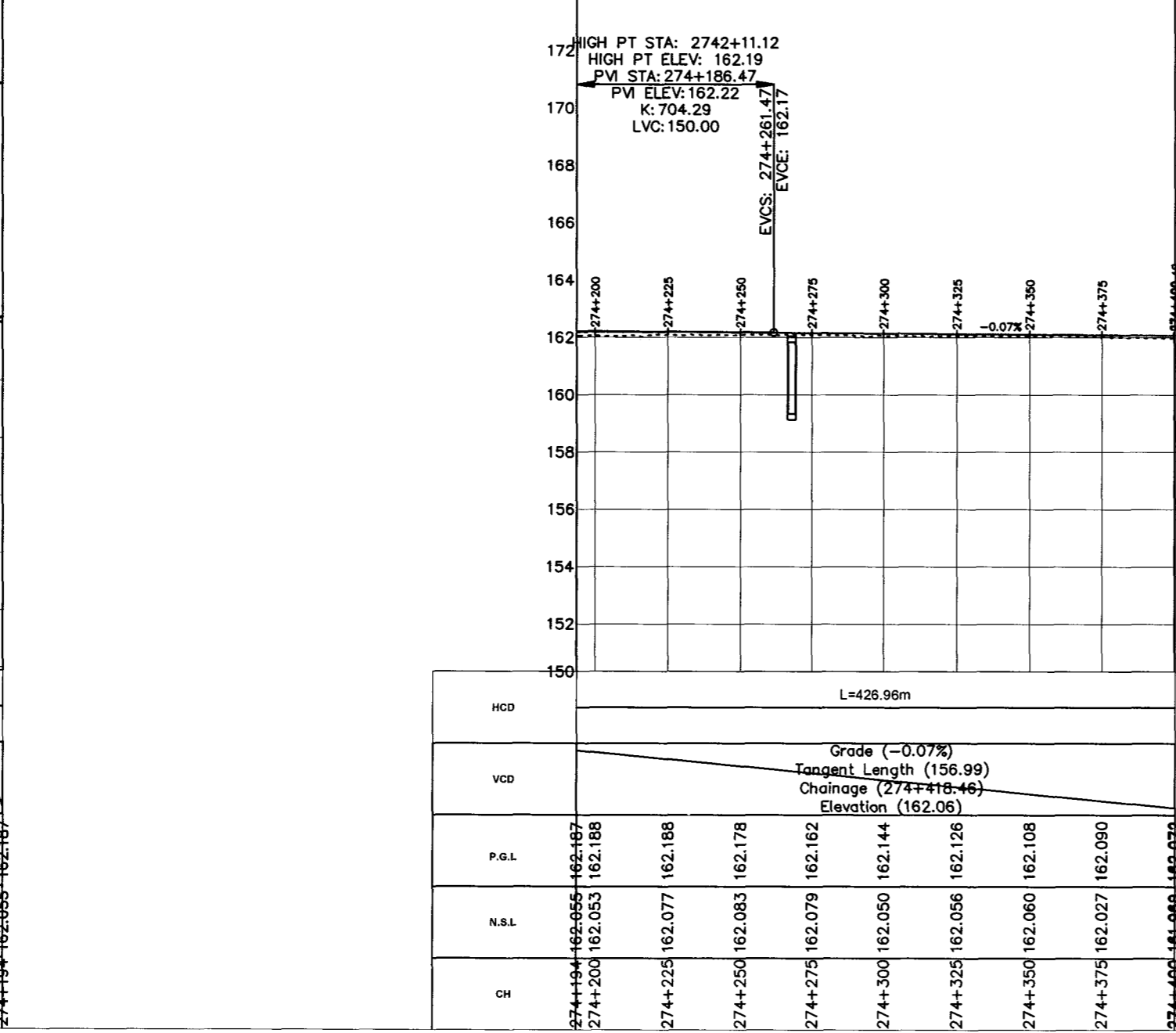
BOX CULVERT
STATION=274+061
SKEW = 0°
No. OF CELL = 01
WIDTH = 1.5
DEPTH = 1.0

BOX CULVERT
STATION=274+268
SKEW = 6°
No. OF CELL = 1
WIDTH = 1.5
DEPTH = 1.0

MATCH LINE - 18
AT STATION = 274+193.61
PREVIOUS SHEET NUMBER - ###



274+125	274+150	274+175	274+194
161.932	161.987	162.036	162.055
162.137	162.163	162.180	162.187



Signature

NOTES

1- ALL DIMENSIONS AND ARE IN METERS.

LEGEND

REV.	REVISION/ISSUE	DATE

PROJECT:
CONSTRUCTION OF DG KHAN - DJ KHAN
SECTION OF N-55 AS 4- LANE HIGHWAY
(208 Km)
PACKAGE-2
(Km 233+200 TO 329+700)

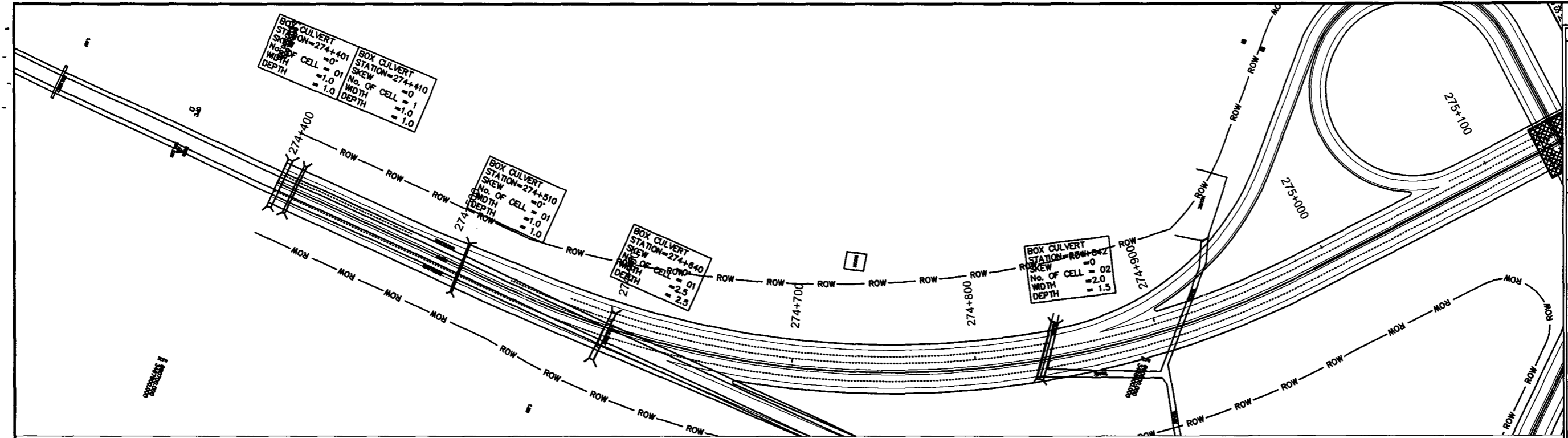
CLIENT:
NATIONAL HIGHWAYS
AUTHORITY (NHA)

- CONSULTANTS:
- MINCONSULT SDN BHD
In Joint Venture With
 - SAMAN CORPORATION
 - SHELADIA ASSOCIATES
 - CEC
 - AAA
 - ACE
 - AA
 - ACC

DRAWING TITLE:
PLAN & PROFILE
274+193.61 - 274+400.48

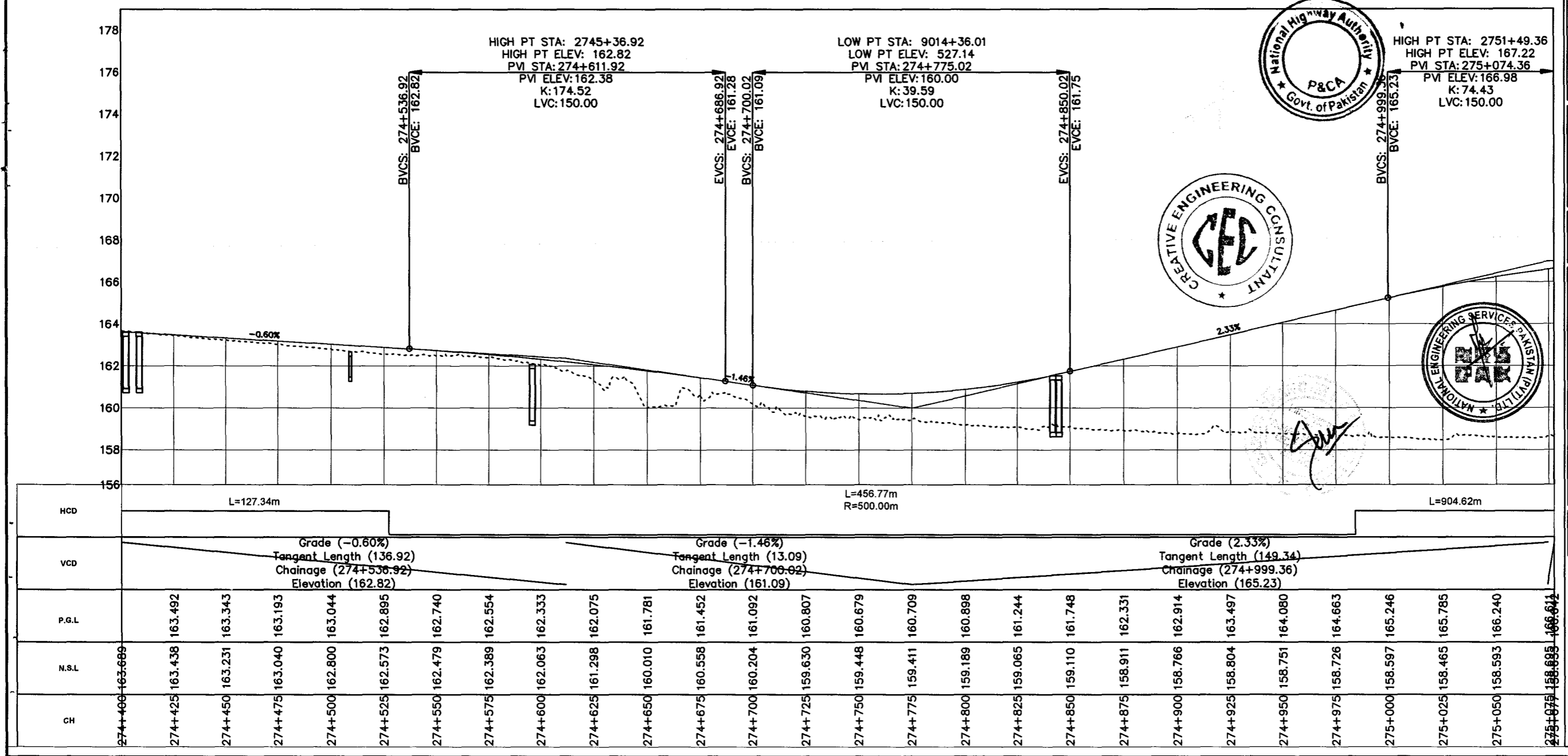
DESIGN BY: A.S	SHEET NO: 63 of 157
DRAWN BY: S.A	SCALE: H = 1:2000 V = 1:100
CHECKED BY: A.S	DATE: APRIL, 2024
APPROVED BY:	REVISION:

CAD FILE NAME:
CEC/CAREC/TIII/01



NOTES
1:- ALL DIMENSIONS AND ARE IN METERS.

LEGEND



REV.	REVISION/ISSUE	DATE

PROJECT:
CONSTRUCTION OF DG KHAN - DI KHAN SECTION OF N-55 4 LANE HIGHWAY (208 Km) PACKAGE-2 (Km 233+200 TO Km 329+700)

CLIENT:
NATIONAL HIGHWAYS AUTHORITY (NHA)

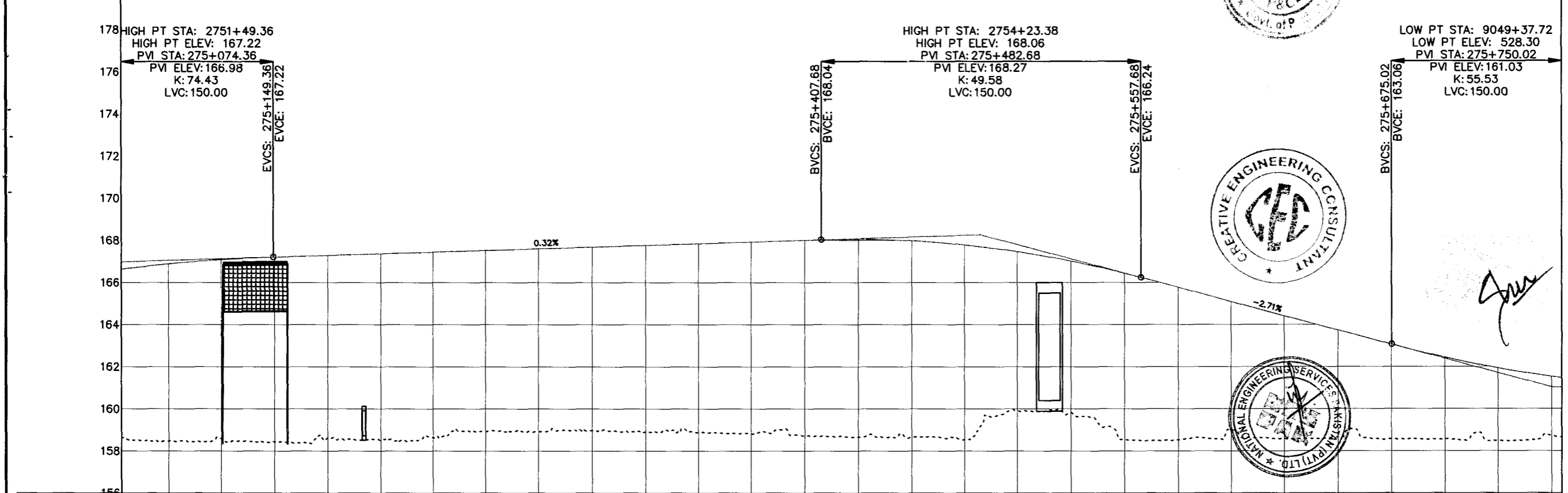
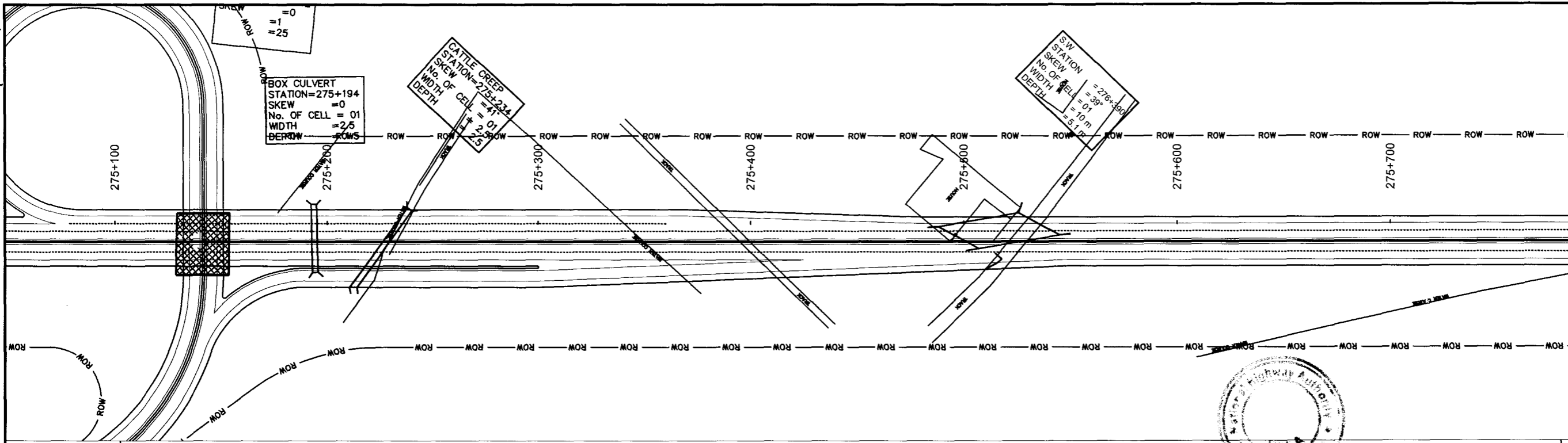
- CONSULTANTS:**
- MINCONSULT SDN BHD In Joint Venture With
 - SAMAN CORPORATION
 - SHELADIA ASSOCIATES
 - CEC
 - AAA
 - ACE
 - AA
 - ACC

DRAWING TITLE:
PLAN & PROFILE
274+400.00 - 275+077.42

DESIGN BY: S.M	SHEET NO: 64 OF 157
DRAWN BY: S.M	SCALE: H = 1:1 V = 1:10
CHECKED BY: A.S	DATE: APRIL, 2024
APPROVED BY:	REVISION:

CAD FILE NAME:
CAREC/T-III/TD/030

Station	HCD	VCD	P.G.L	N.S.L	CH
274+400	L=127.34m	Grade (-0.60%) Tangent Length (136.92) Chainage (274+536.92) Elevation (162.82)	163.689	163.689	163.689
274+425			163.492	163.438	163.438
274+450			163.343	163.231	163.343
274+475			163.193	163.040	163.193
274+500			163.044	162.800	163.044
274+525			162.895	162.573	162.895
274+550			162.740	162.479	162.740
274+575			162.554	162.389	162.554
274+600			162.333	162.063	162.333
274+625			162.075	161.298	162.075
274+650			161.781	160.010	161.781
274+675			161.452	160.558	161.452
274+700			161.092	160.204	161.092
274+725			160.807	159.630	160.807
274+750			160.679	159.448	160.679
274+775			160.709	159.411	160.709
274+800			160.898	159.189	160.898
274+825			161.244	159.065	161.244
274+850			161.748	159.110	161.748
274+875			162.331	158.911	162.331
274+900			162.914	158.766	162.914
274+925			163.497	158.804	163.497
274+950			164.080	158.751	164.080
274+975			164.663	158.726	164.663
275+000			165.246	158.597	165.246
275+025			165.785	158.465	165.785
275+050			166.240	158.593	166.240
275+075			166.611	158.895	166.611



Station	CH	N.S.L	P.G.L	VCD	HCD
275+077	158.633	166.642			
275+100	158.478	166.897			
275+125	158.597	167.100			
275+150	158.430	167.219			
275+175	158.654	167.299			
275+200	158.534	167.378			
275+225	158.639	167.457			
275+250	158.925	167.536			
275+275	158.923	167.615			
275+300	158.974	167.695			
275+325	158.918	167.774			
275+350	158.894	167.853			
275+375	158.817	167.932			
275+400	158.714	168.011			
275+425	158.669	168.060			
275+450	158.655	167.989			
275+475	158.556	167.792			
275+500	159.900	167.468			
275+525	159.823	167.019			
275+550	158.561	166.443			
275+575	158.530	165.772			
275+600	158.999	165.095			
275+625	158.595	164.418			
275+650	158.641	163.740			
275+675	158.577	163.063			
275+700	158.551	162.442			
275+725	158.488	161.934			
275+750	158.713	161.536			
275+755	158.653	161.474			

NOTES
1- ALL DIMENSIONS AND ARE IN METERS.

LEGEND

REV	REVISION/ISSUE	DATE

PROJECT:
CONSTRUCTION OF DG KHAN - DI KHAN SECTION OF N-55 4 LANE HIGHWAY (208 Km) PACKAGE-2 (Km 233+200 TO Km 329+700)

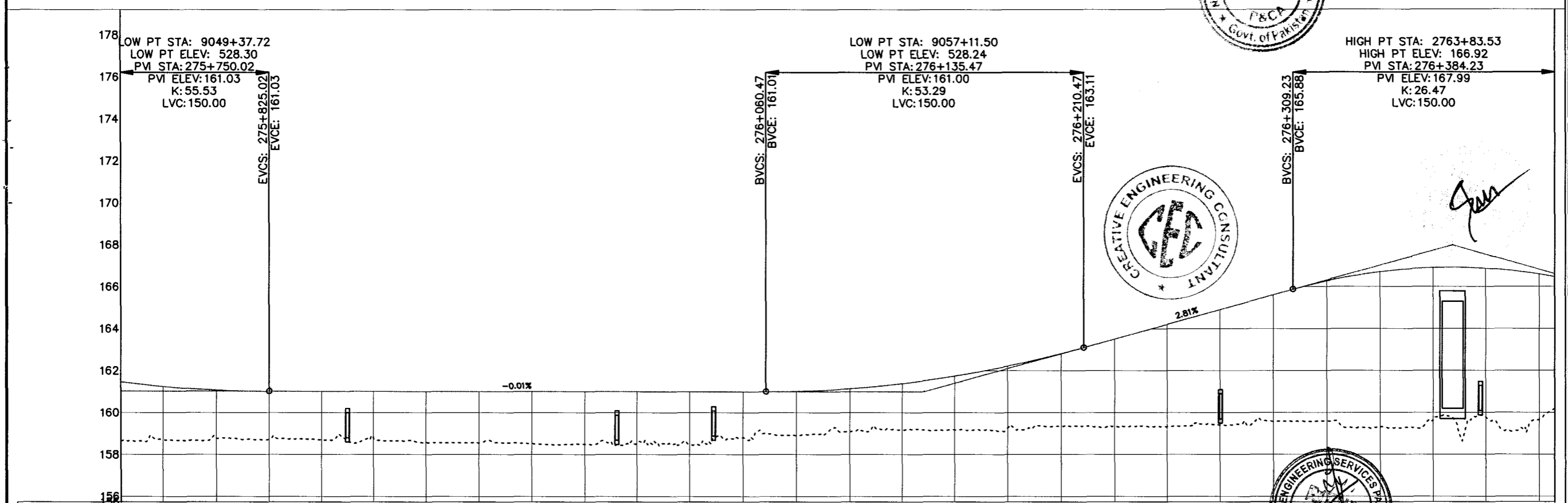
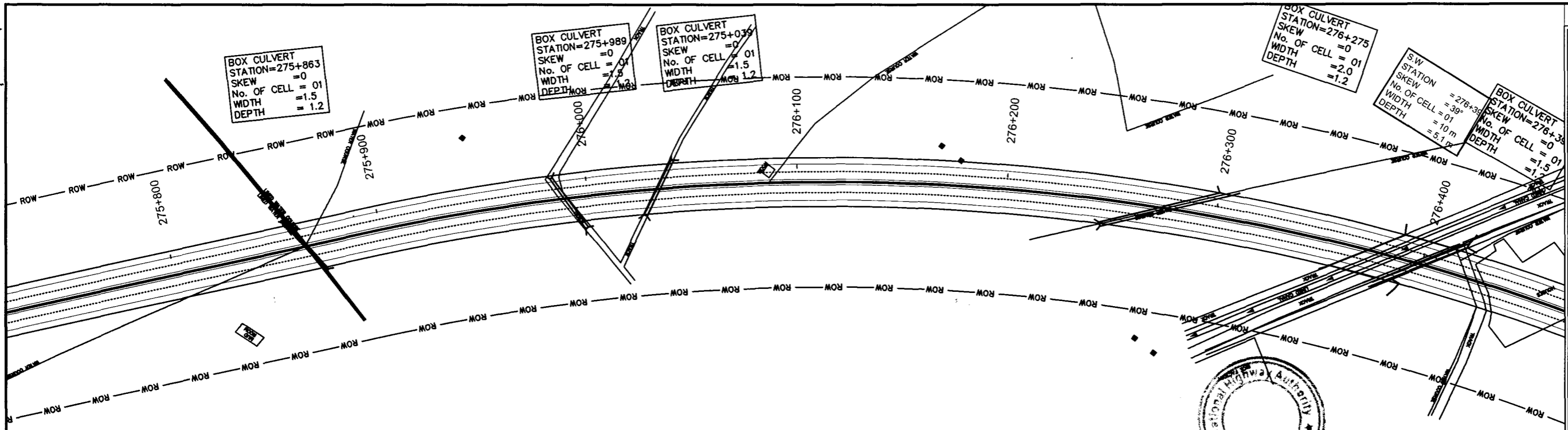
CLIENT:
NIA NATIONAL HIGHWAYS AUTHORITY (NHA)

CONSULTANTS:
MINCONSULT. SDN BHD In Joint Venture With SAMAN CORPORATION SHELDADIA ASSOCIATES
CFC
AAA
ACE
AA
ACC

DRAWING TITLE:
PLAN & PROFILE
275+077.42 - 275+754.85

DESIGN BY: S.M	SHEET NO.: 65 OF 157
DRAWN BY: S.M	SCALE: H = 1:1 V = 1:10
CHECKED BY: A.S	DATE: APRIL, 2024
APPROVED BY:	REVISION:

CAD FILE NAME:
CAREC/T-III/TD/030



Station	Grade (-0.01%)	Grade (2.81%)
275+755	158.653	161.474
275+775	158.703	161.254
275+800	158.777	161.084
275+825	158.730	161.025
275+850	158.693	161.024
275+875	158.783	161.022
275+900	158.573	161.020
275+925	158.553	161.018
275+950	158.521	161.016
275+975	158.492	161.014
276+000	158.569	161.012
276+025	158.477	161.010
276+050	158.813	161.009
276+075	158.900	161.027
276+100	159.091	161.152
276+125	159.170	161.394
276+150	159.173	161.753
276+175	159.270	162.230
276+200	159.334	162.824
276+225	159.352	163.516
276+250	159.324	164.218
276+275	159.398	164.920
276+300	159.568	165.622
276+325	159.585	166.276
276+350	159.296	166.711
276+375	159.668	166.910
276+400	159.764	166.872
276+425	159.666	166.599
276+432	160.180	166.475

NOTES
1- ALL DIMENSIONS AND ARE IN METERS.

LEGEND

REV.	REVISION/ISSUE	DATE

PROJECT:
CONSTRUCTION OF DG KHAN - DI KHAN SECTION OF N-55 4 LANE HIGHWAY (208 Km) PACKAGE-2 (Km 233+200 TO Km 329+700)

CLIENT:
NATIONAL HIGHWAYS AUTHORITY (NHA)

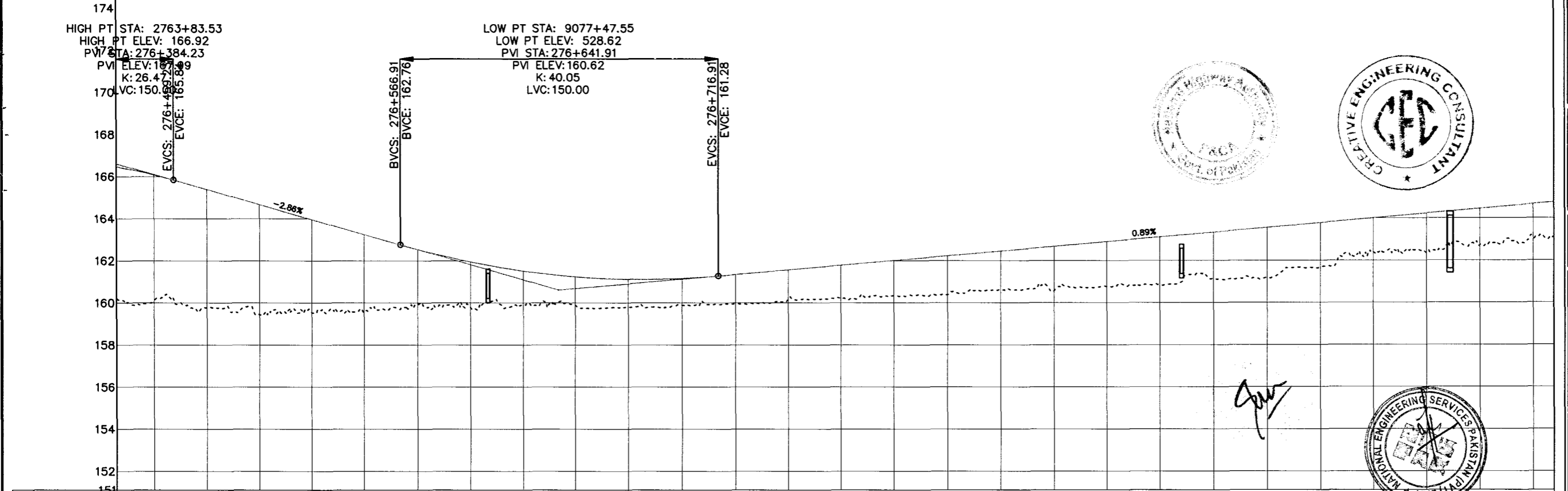
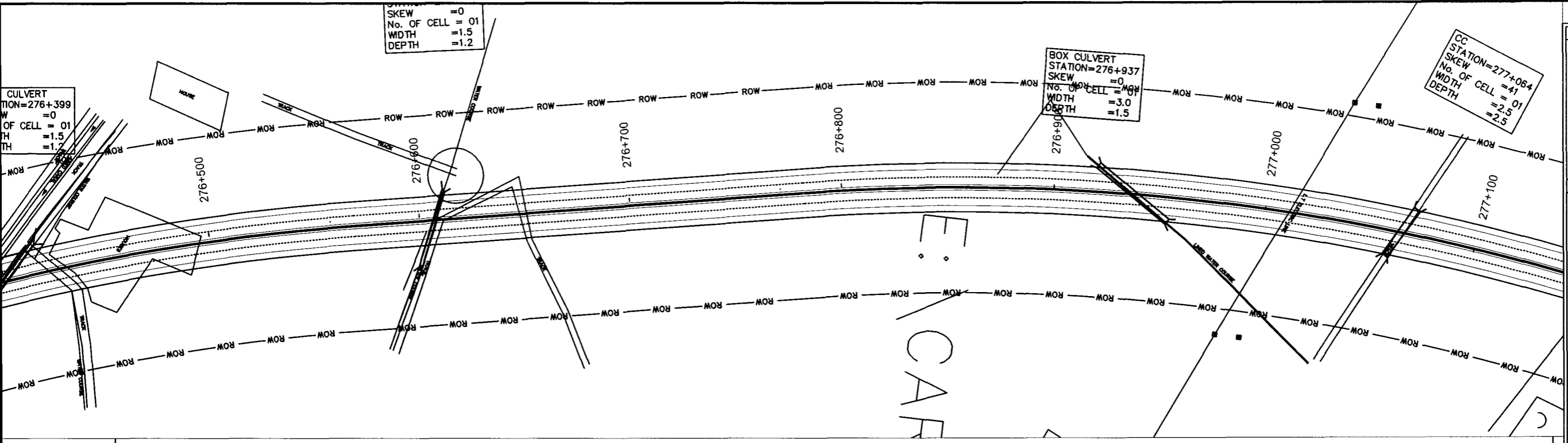
CONSULTANTS:

- MINCONSULT. SDN BID in Joint Venture With
- SAMAN CORPORATION
- SHELADIA ASSOCIATES
- CEC
- AAA
- ACE
- AA
- ACC

DRAWING TITLE:
PLAN & PROFILE
275+754.85 - 276+432.27

DESIGN BY: S.M	SHEET NO.: 66 OF 157
DRAWN BY: S.M	SCALE: H = 1:1 V = 1:10
CHECKED BY: A.S	DATE: APRIL, 2024
APPROVED BY:	REVISION:

CAD FILE NAME:
CAREC/T-III/TD/030



Station	CH	N.S.L	P.G.L	VCD	HCD
276+432	160.180	166.475			
276+450	160.121	166.089			
276+475	159.774	165.390			
276+500	159.443	164.675			
276+525	159.540	163.960			
276+550	159.576	163.245			
276+575	159.902	162.538			
276+600	159.780	161.951			
276+625	159.908	161.521			
276+650	159.885	161.247			
276+675	159.782	161.128			
276+700	159.877	161.166			
276+725	159.948	161.352			
276+750	160.188	161.573			
276+775	160.197	161.794			
276+800	160.335	162.016			
276+825	160.392	162.237			
276+850	160.617	162.459			
276+875	160.572	162.680			
276+900	160.773	162.901			
276+925	160.840	163.123			
276+950	161.117	163.344			
276+975	161.188	163.565			
277+000	161.673	163.787			
277+025	162.372	164.008			
277+050	162.381	164.229			
277+075	162.707	164.451			
277+100	163.035	164.672			
277+110	163.945	164.758			

NOTES
1- ALL DIMENSIONS AND ARE IN METERS.

LEGEND

REV.	REVISION/ISSUE	DATE

PROJECT:
CONSTRUCTION OF DG KHAN - DI KHAN SECTION OF N-55 4 LANE HIGHWAY (208 Km) PACKAGE-2 (Km 233+200 TO Km 329+700)

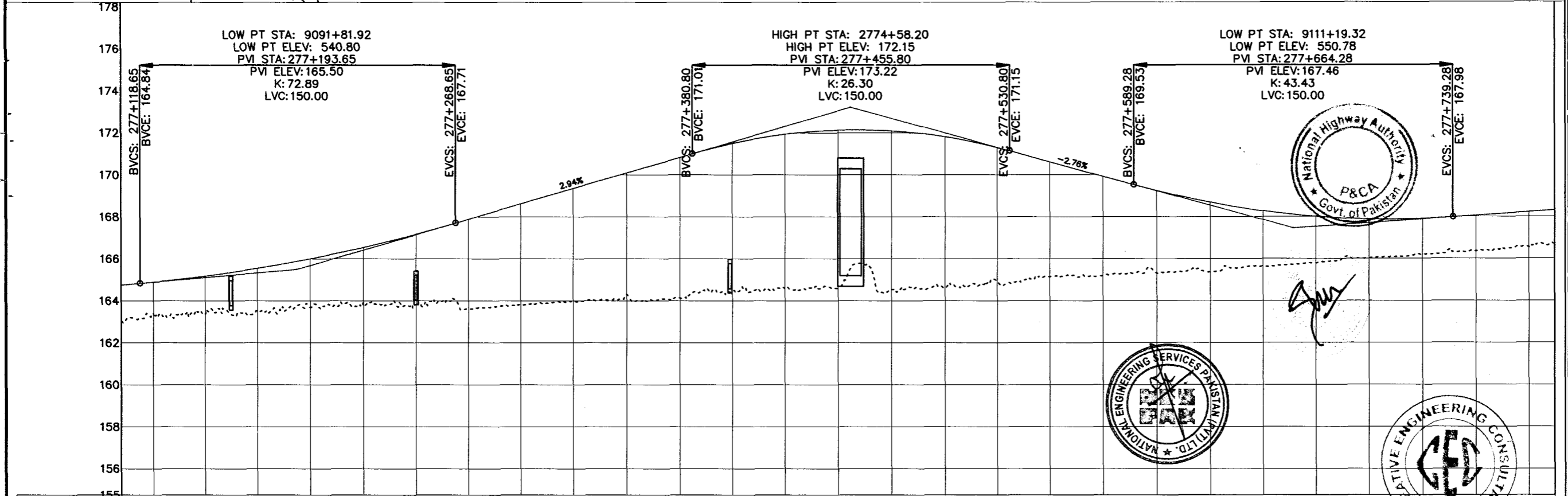
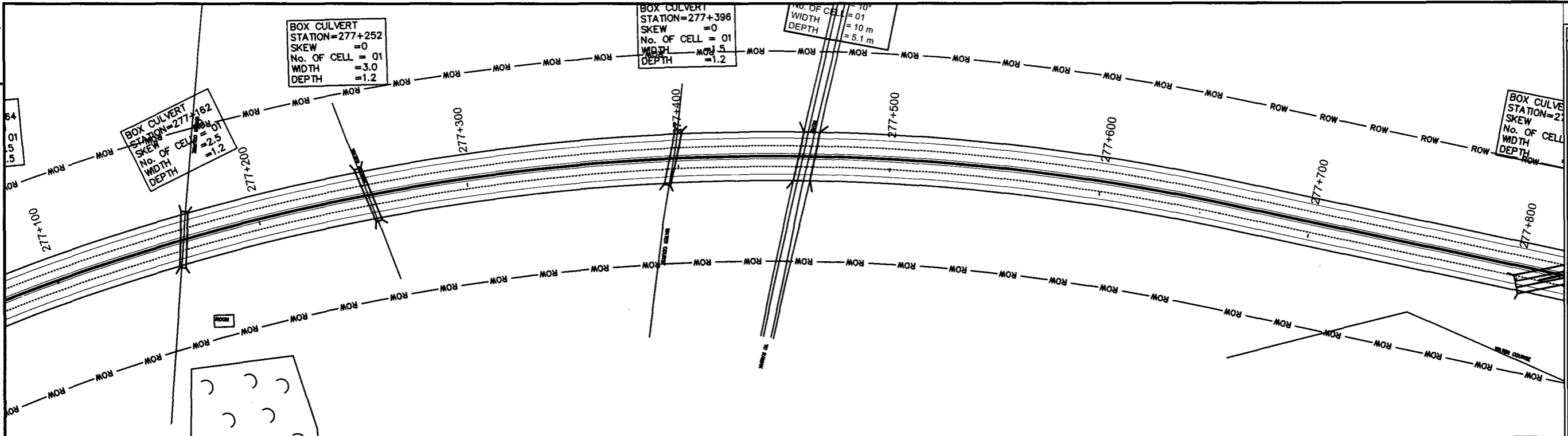
CLIENT:
NHA NATIONAL HIGHWAYS AUTHORITY (NHA)

CONSULTANTS:
MINCONSULT SDN BHD In Joint Venture With SAMAN CORPORATION SHELADIA ASSOCIATES
CEC
AAA
ACE
AA
ACC

DRAWING TITLE:
PLAN & PROFILE
276+432.27 - 277+109.69

DESIGN BY: S.M	SHEET NO: 67 OF 157
DRAWN BY: S.M	SCALE: H = 1:1 V = 1:10
CHECKED BY: A.S	DATE: APRIL, 2024
APPROVED BY:	REVISION:

CAD FILE NAME:
CAREC/T-III/TD/030



HCD	L=877.04m R=1000.00m																												
VCD	Grade (2.94%) Tangent Length (112.15) Chainage (277+380.80) Elevation (171.01)														Grade (-2.76%) Tangent Length (58.49) Chainage (277+589.28) Elevation (169.53)														
P.G.L	277+110	277+125	277+150	277+175	277+200	277+225	277+250	277+275	277+300	277+325	277+350	277+375	277+400	277+425	277+450	277+475	277+500	277+525	277+550	277+575	277+600	277+625	277+650	277+675	277+700	277+725	277+750	277+775	277+790
N.S.L	163.045	163.344	163.358	163.482	163.687	163.728	163.808	163.613	163.792	163.962	164.300	164.125	164.439	164.646	164.598	164.521	164.615	164.952	165.147	165.195	165.307	165.372	165.652	165.778	166.021	166.204	166.340	166.538	166.722
CH	164.758	164.896	165.182	165.554	166.011	166.555	167.184	167.896	168.631	169.367	170.103	170.839	171.504	171.939	172.136	172.095	171.816	171.300	170.616	169.926	169.249	168.692	168.280	168.011	167.886	167.906	168.055	168.229	168.313

NOTES
1. ALL DIMENSIONS AND ARE IN METERS.

LEGEND

REV.	REVISION/ISSUE	DATE

PROJECT:
CONSTRUCTION OF DG KHAN - DI KHAN SECTION OF N-55 4 LANE HIGHWAY (208 Km) PACKAGE-2 (Km 233+200 TO Km 329+700)

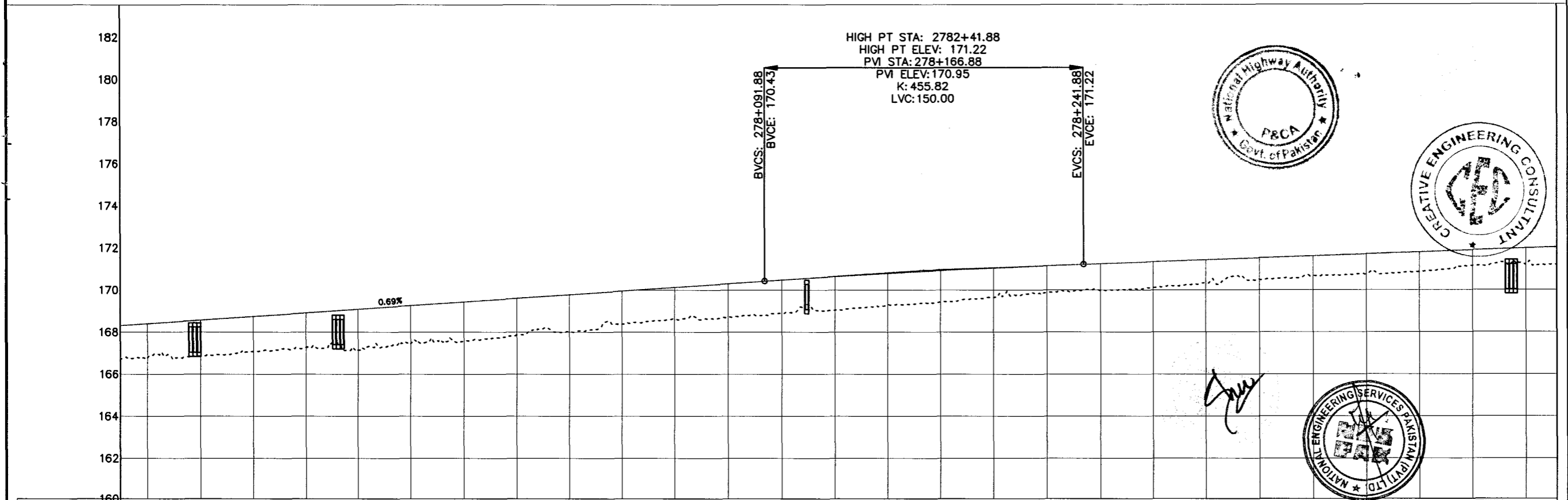
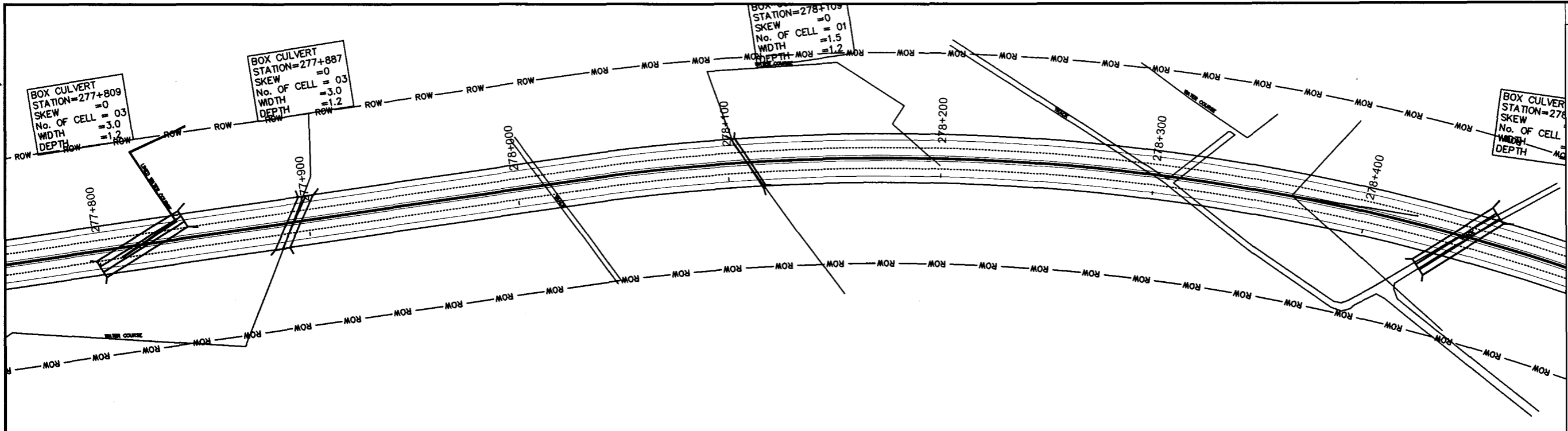
CLIENT:
NATIONAL HIGHWAYS AUTHORITY (NHA)

CONSULTANTS:
 MINCONSULT. SDN BHD In Joint Venture With
 SAMAN CORPORATION
 SHELADIA ASSOCIATES
 CEC
 AAA
 ACE
 AA
 ACC

DRAWING TITLE:
PLAN & PROFILE
277+109.69 - 277+787.12

DESIGN BY: S.M	SHEET NO.: 68 OF 157
DRAWN BY: S.M	SCALE: H = 1:1 V = 1:10
CHECKED BY: A.S	DATE: APRIL, 2024
APPROVED BY:	REVISION:

CAD FILE NAME:
CAREC/T-III/TD/030



Station	P.G.L	N.S.L	CH
277+787	166.722	166.722	166.722
277+800	166.788	166.788	166.788
277+825	166.846	166.846	166.846
277+850	167.085	167.085	167.085
277+875	167.273	167.273	167.273
277+900	167.147	167.147	167.147
277+925	167.459	167.459	167.459
277+950	167.568	167.568	167.568
277+975	167.860	167.860	167.860
278+000	168.012	168.012	168.012
278+025	168.378	168.378	168.378
278+050	168.624	168.624	168.624
278+075	168.724	168.724	168.724
278+100	168.899	168.899	168.899
278+125	169.043	169.043	169.043
278+150	169.263	169.263	169.263
278+175	169.409	169.409	169.409
278+200	169.628	169.628	169.628
278+225	169.876	169.876	169.876
278+250	169.944	169.944	169.944
278+275	170.106	170.106	170.106
278+300	170.304	170.304	170.304
278+325	170.482	170.482	170.482
278+350	170.645	170.645	170.645
278+375	170.756	170.756	170.756
278+400	170.866	170.866	170.866
278+425	171.132	171.132	171.132
278+450	171.219	171.219	171.219
278+465	171.202	171.202	171.202

NOTES
1- ALL DIMENSIONS AND ARE IN METERS.

LEGEND

REV	REVISION/ISSUE	DATE

PROJECT:
CONSTRUCTION OF DG KHAN - DI KHAN SECTION OF N-55 4 LANE HIGHWAY (208 Km) PACKAGE-2 (Km 233+200 TO Km 329+700)


CLIENT:
NATIONAL HIGHWAYS AUTHORITY (NHA)

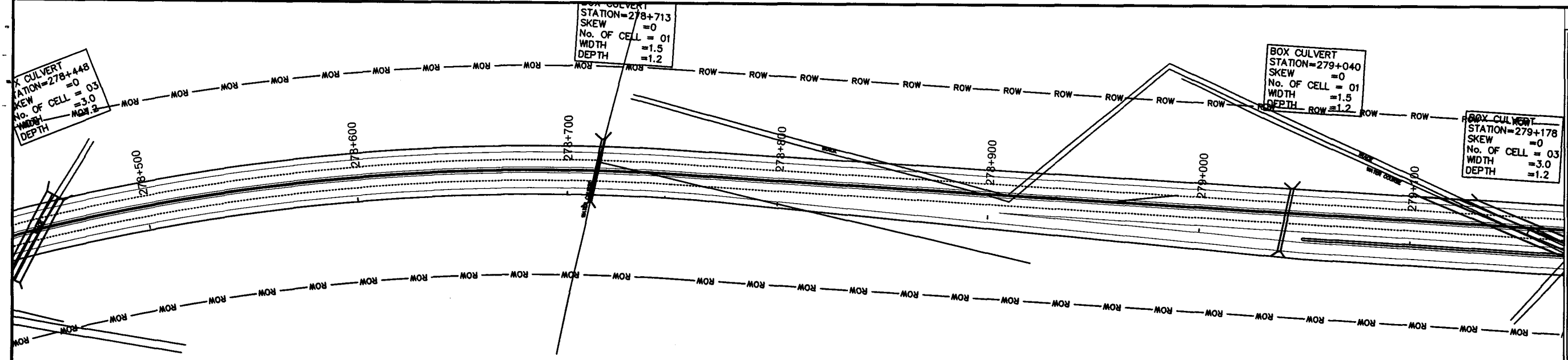
CONSULTANTS:

DRAWING TITLE:
PLAN & PROFILE
277+787.12 - 278+464.54

DESIGN BY: S.M	SHEET NO: 69 OF 157
DRAWN BY: S.M	SCALE: H = 1:1 V = 1:10
CHECKED BY: A.S	DATE: APRIL, 2024
APPROVED BY:	REVISION:

CAD FILE NAME:
CAREC/T-III/TD/030





BOX CULVERT
STATION=278+713
SKEW =0
No. OF CELL = 01
WIDTH =1.5
DEPTH =1.2

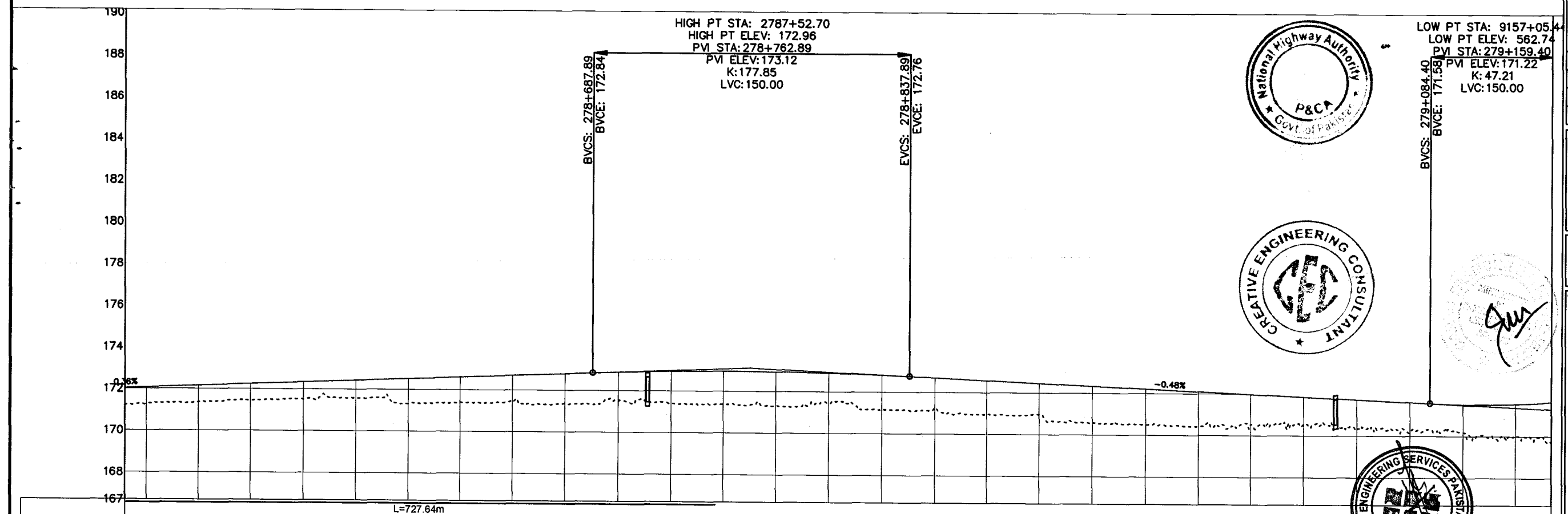
BOX CULVERT
STATION=279+040
SKEW =0
No. OF CELL = 01
WIDTH =1.5
DEPTH =1.2

BOX CULVERT
STATION=279+178
SKEW =0
No. OF CELL = 03
WIDTH =3.0
DEPTH =1.2

BOX CULVERT
STATION=278+448
SKEW =0
No. OF CELL = 03
WIDTH =3.0
DEPTH =1.2

NOTES
1- ALL DIMENSIONS AND ARE IN METERS.

LEGEND



REV.	REVISION/ISSUE	DATE

PROJECT:
CONSTRUCTION OF DG KHAN - DI KHAN
SECTION OF N-55 4 LANE HIGHWAY
(208 Km)
PACKAGE-2
(Km 233+200 TO Km 329+700)

CLIENT:
NATIONAL HIGHWAYS
AUTHORITY (NHA)

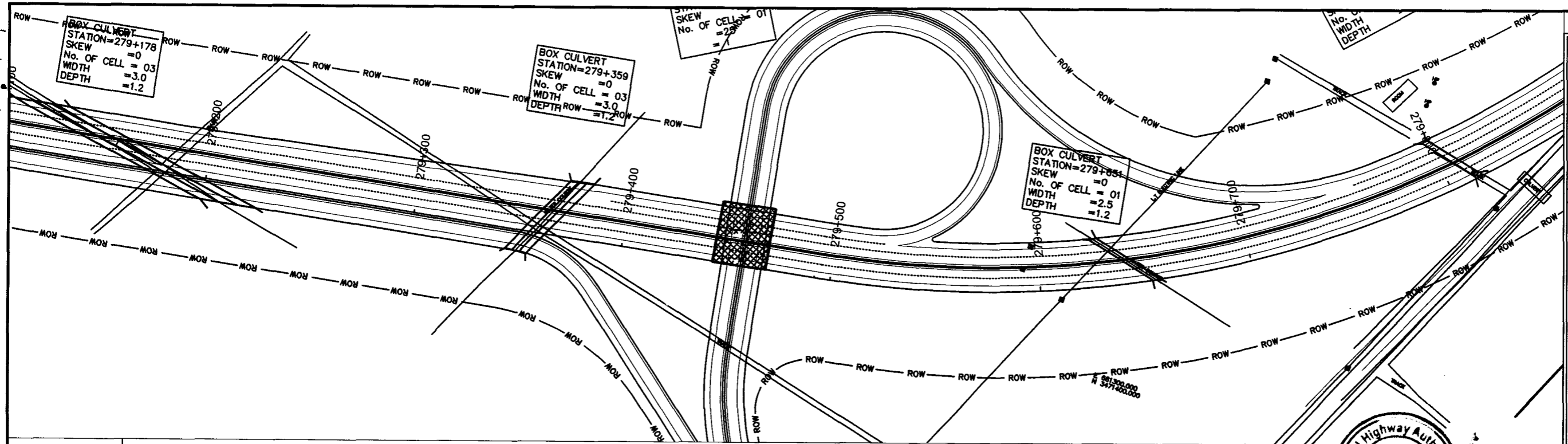
- CONSULTANTS:
- MINCONSULT. SDN BHD
In Joint Venture With
 - SAMAN CORPORATION
 - SHELADIA ASSOCIATES
 - CEC
 - AAA
 - ACE
 - AA
 - ACC

DRAWING TITLE:
PLAN & PROFILE
278+464.54 - 279+141.96

DESIGN BY: S.M	SHEET NO: 70 OF 157
DRAWN BY: S.M	SCALE: H= 1:1 V= 1:10
CHECKED BY: A.S	DATE: APRIL, 2024
APPROVED BY:	REVISION:

CAD FILE NAME:
CAREC/T-III/TD/030

Station	P.G.L	N.S.L	CH
278+465	172.031	171.202	171.465
278+475	172.069	171.261	171.475
278+500	172.160	171.360	171.500
278+525	172.251	171.427	171.525
278+550	172.342	171.498	171.550
278+575	172.433	171.574	171.575
278+600	172.524	171.616	171.600
278+625	172.616	171.707	171.625
278+650	172.707	171.798	171.650
278+675	172.798	171.885	171.675
278+700	172.885	171.941	171.700
278+725	172.941	171.963	171.725
278+750	172.963	171.949	171.750
278+775	172.949	171.900	171.775
278+800	172.900	171.816	171.800
278+825	172.816	171.701	171.825
278+850	172.701	171.581	171.850
278+875	172.581	171.461	171.875
278+900	172.461	171.341	171.900
278+925	172.341	171.222	171.925
278+950	172.222	171.102	171.950
278+975	172.102	170.982	171.975
279+000	171.982	170.862	172.000
279+025	171.862	170.743	172.025
279+050	171.743	170.623	172.050
279+075	171.623	170.529	172.075
279+100	171.529	170.438	172.100
279+125	171.438	170.347	172.125
279+141.96	171.347	170.256	172.141.96



NOTES
1- ALL DIMENSIONS AND ARE IN METERS.

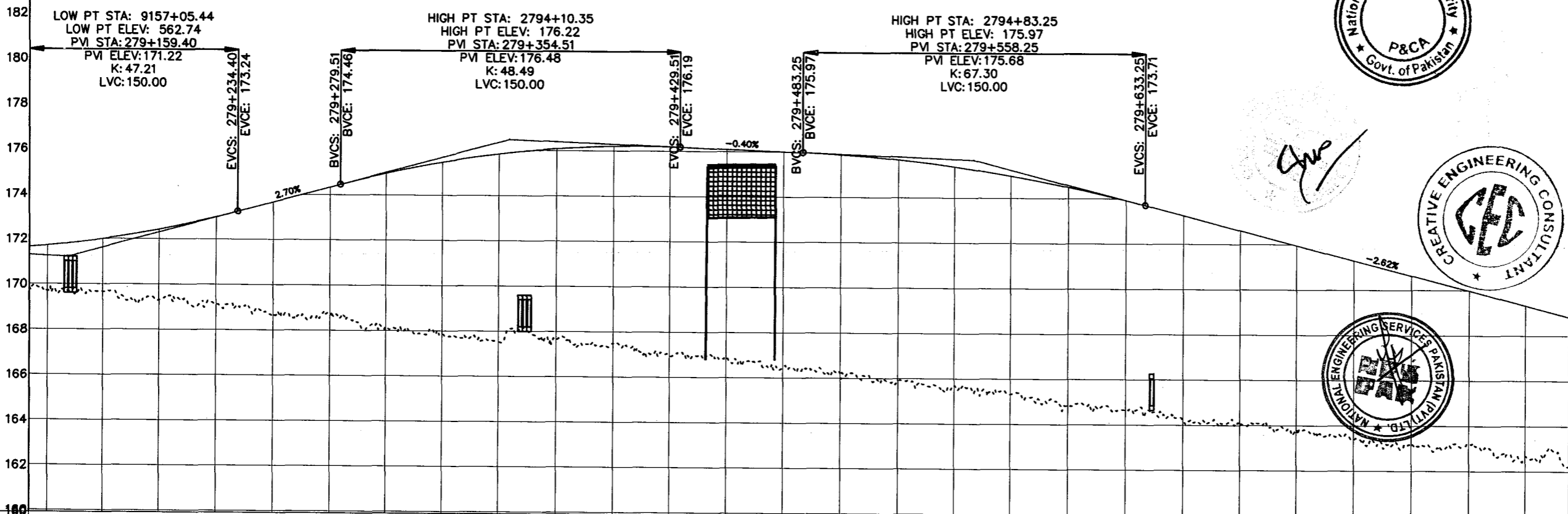


LEGEND

REV.	REVISION/ISSUE	DATE

PROJECT:
CONSTRUCTION OF DG KHAN - DI KHAN
SECTION OF N-55 4 LANE HIGHWAY
(208 Km)
PACKAGE-2
(Km 233+200 TO Km 329+700)

CLIENT:
NATIONAL HIGHWAYS
AUTHORITY (NHA)

- CONSULTANTS:**
- MINCONSULT SDN BHD
In Joint Venture With
 - SAMAN CORPORATION
 - SHELADIA ASSOCIATES
 - CEC
 - AAA
 - ACE
 - AA
 - ACC

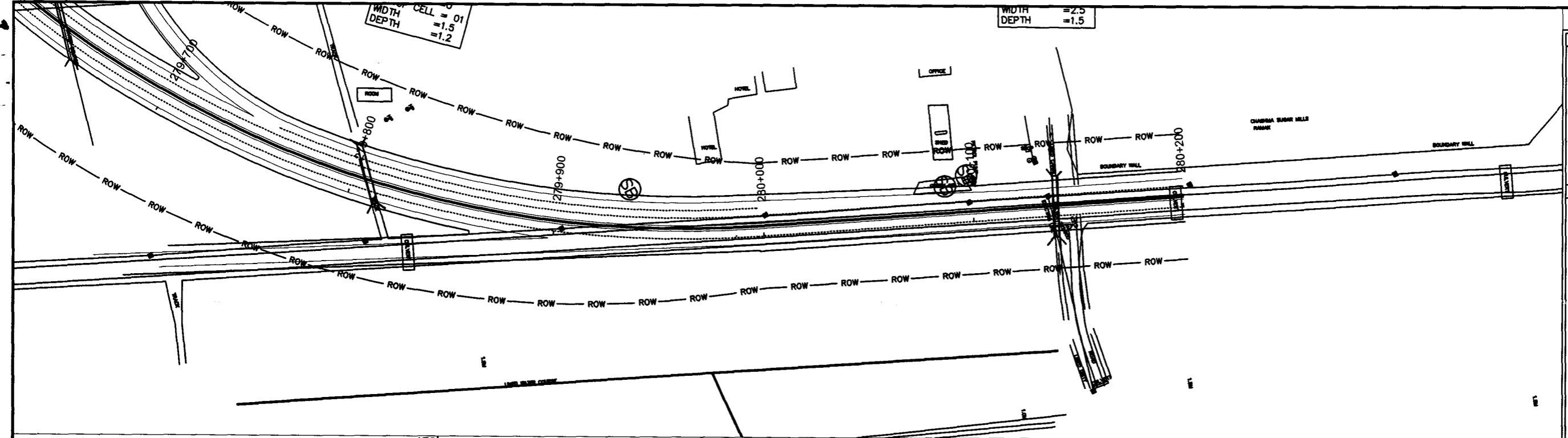


HCD	L=746.23m															L=494.49m R=500.00m																																																																							
VCD	Grade (2.70%) Tangent Length (45.11) Chainage (279+279.51) Elevation (174.46)															Grade (-0.40%) Tangent Length (53.74) Chainage (279+483.25) Elevation (175.97)															Grade (-2.62%) Tangent Length (206.55) Chainage (279+839.79) Elevation (168.29)																																																								
P.G.L	279+142	169.754	171.653	279+150	169.699	171.719	279+175	169.662	172.013	279+200	169.307	172.439	279+225	169.101	172.998	279+250	168.662	173.663	279+275	168.725	174.338	279+300	168.164	174.969	279+325	167.820	175.473	279+350	167.521	175.849	279+375	167.669	176.096	279+400	167.481	176.213	279+425	166.960	176.202	279+450	166.895	176.106	279+475	166.473	176.007	279+500	166.189	175.887	279+525	165.861	175.680	279+550	165.686	175.379	279+575	165.328	174.986	279+600	164.830	174.500	279+625	164.634	173.921	279+650	164.150	173.270	279+675	163.983	172.614	279+700	163.825	171.958	279+725	163.380	171.302	279+750	163.237	170.646	279+775	163.224	169.990	279+800	162.650	169.334	279+819	162.231	168.825
N.S.L	169.754	171.653	169.699	171.719	169.662	172.013	169.307	172.439	169.101	172.998	168.662	173.663	168.725	174.338	168.164	174.969	167.820	175.473	167.521	175.849	167.669	176.096	167.481	176.213	166.960	176.202	166.895	176.106	166.473	176.007	166.189	175.887	165.861	175.680	165.686	175.379	165.328	174.986	164.830	174.500	164.634	173.921	164.150	173.270	163.983	172.614	163.825	171.958	163.380	171.302	163.237	170.646	163.224	169.990	162.650	169.334	162.231	168.825																													
CH	279+142	279+150	279+175	279+200	279+225	279+250	279+275	279+300	279+325	279+350	279+375	279+400	279+425	279+450	279+475	279+500	279+525	279+550	279+575	279+600	279+625	279+650	279+675	279+700	279+725	279+750	279+775	279+800	279+819																																																										

DRAWING TITLE:
PLAN & PROFILE
279+141.96 - 279+819.38

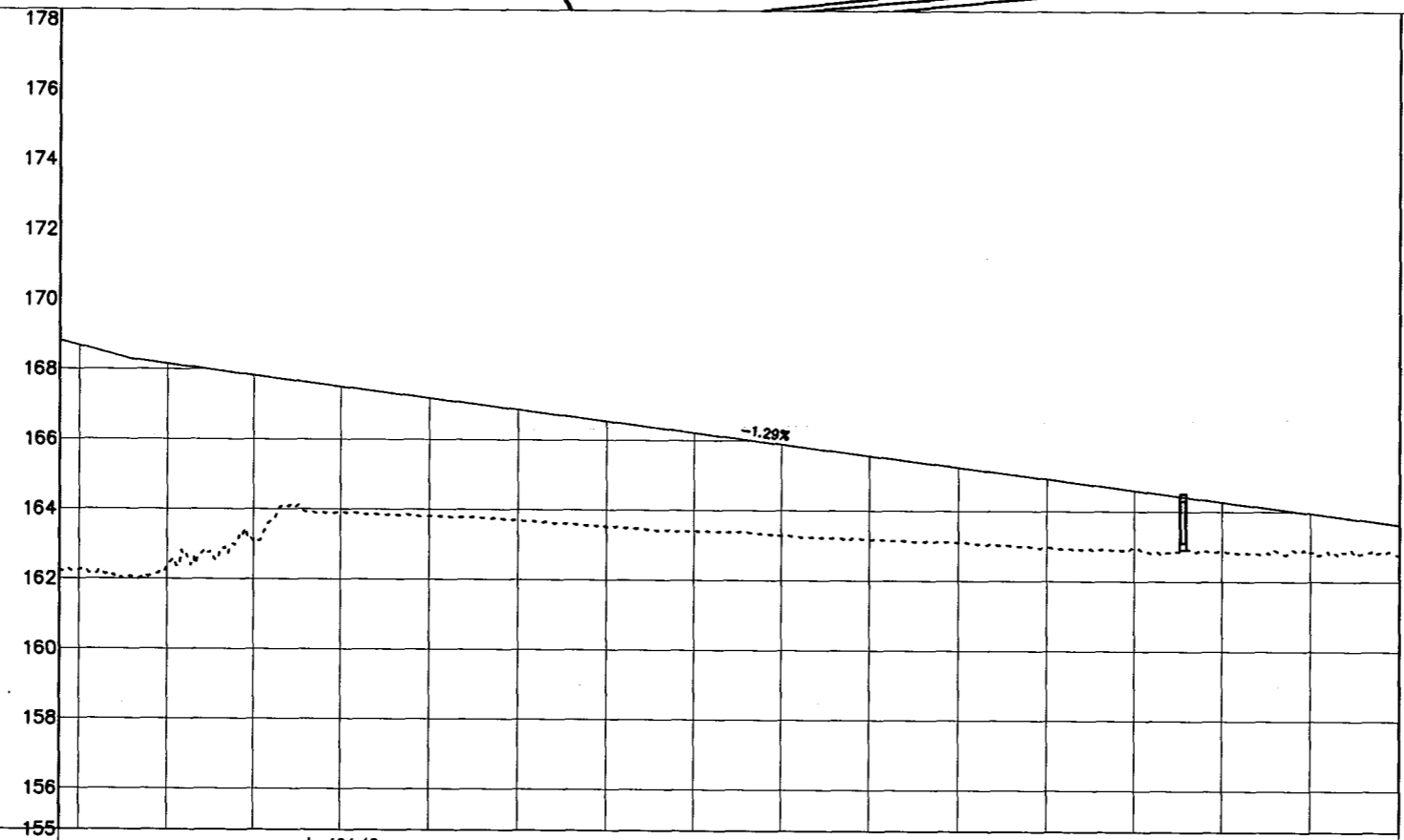
DESIGN BY:	SHEET NO:
S.M	71 OF 157
DRAWN BY:	SCALE:
S.M	H = 1:1 V = 1:10
CHECKED BY:	DATE:
A.S	APRIL, 2024
APPROVED BY:	REVISION:

CAD FILE NAME:
CAREC/T-III/TD/030






WIDTH CELL = 01
DEPTH = 1.5
= 1.2

WIDTH = 2.5
DEPTH = 1.5



HCD	L=494.49m R=500.00m															L=213.17m																		
VCD	Grade (-1.29%) Tangent Length (360.05) Chainage (280+199.84) Elevation (163.64)																																	
P.G.L	279+819	279+825	279+850	279+875	279+900	279+925	279+950	279+975	280+000	280+025	280+050	280+075	280+100	280+125	280+150	280+175	280+200	279+819	279+825	279+850	279+875	279+900	279+925	279+950	279+975	280+000	280+025	280+050	280+075	280+100	280+125	280+150	280+175	280+200
N.S.L	162.231	162.255	162.347	163.043	163.913	163.812	163.709	163.512	163.408	163.281	163.166	163.098	162.969	162.918	162.850	162.854	162.796	168.825	168.678	168.158	167.835	167.513	167.190	166.867	166.545	166.222	165.899	165.576	165.254	164.931	164.608	164.286	163.963	
CH	279+819	279+825	279+850	279+875	279+900	279+925	279+950	279+975	280+000	280+025	280+050	280+075	280+100	280+125	280+150	280+175	280+200	279+819	279+825	279+850	279+875	279+900	279+925	279+950	279+975	280+000	280+025	280+050	280+075	280+100	280+125	280+150	280+175	280+200



NOTES

1- ALL DIMENSIONS AND ARE IN METERS.

LEGEND

REV.	REVISION/ISSUE	DATE
------	----------------	------

PROJECT:
CONSTRUCTION OF DG KHAN - DI KHAN
SECTION OF N-55 4 LANE HIGHWAY
(208 Km)
PACKAGE-2
(Km 233+200 TO Km 329+700)

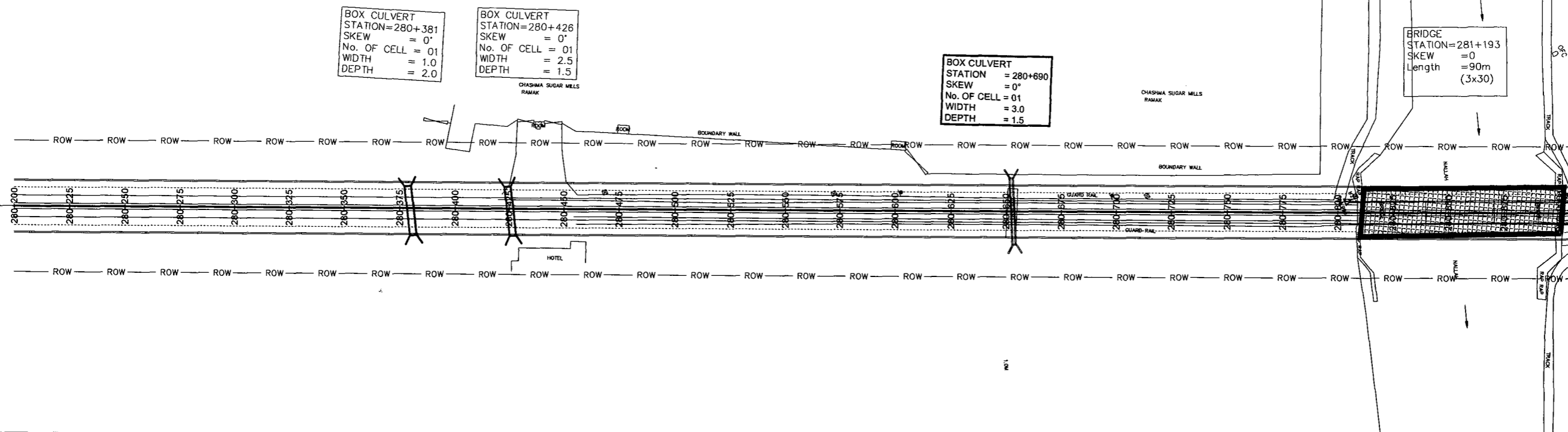
CLIENT:
NATIONAL HIGHWAYS
AUTHORITY (NHA)

- CONSULTANTS:
- MINCONSULT. SDN BHD
In Joint Venture With
 - SAMAN CORPORATION
 - SHELADIA ASSOCIATES
 - CEC
 - AAA
 - ACE
 - AA
 - ACC

DRAWING TITLE:
PLAN & PROFILE
279+819.38 - 280+200.04

DESIGN BY: S.M	SHEET NO: 72 OF 157
DRAWN BY: S.M	SCALE: H = 1:1 V = 1:10
CHECKED BY: A.S	DATE: APRIL, 2024
APPROVED BY:	REVISION:

CAD FILE NAME:
CAREC/T-III/TD/030



BOX CULVERT
STATION=280+381
SKEW = 0°
No. OF CELL = 01
WIDTH = 1.0
DEPTH = 2.0

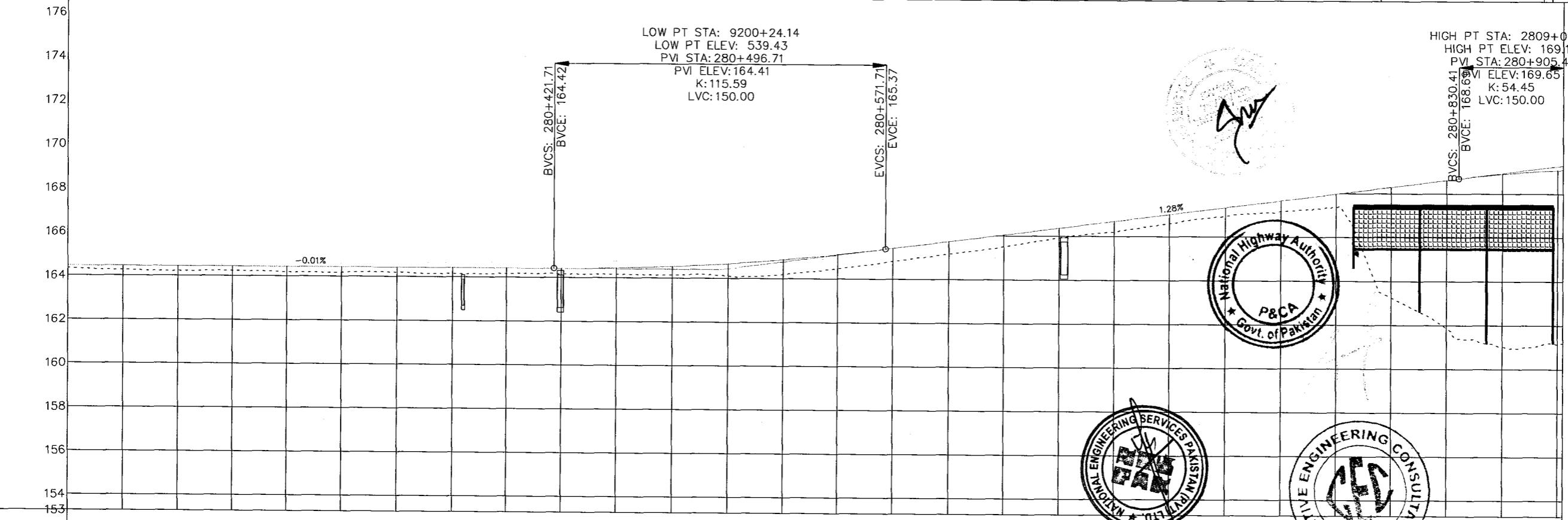
BOX CULVERT
STATION=280+426
SKEW = 0°
No. OF CELL = 01
WIDTH = 2.5
DEPTH = 1.5

BOX CULVERT
STATION = 280+690
SKEW = 0°
No. OF CELL = 01
WIDTH = 3.0
DEPTH = 1.5

BRIDGE
STATION=281+193
SKEW = 0
Length = 90m
(3x30)

NOTES
1:- ALL DIMENSIONS AND ARE IN METERS.

LEGEND





LOW PT STA: 9200+24.14
LOW PT ELEV: 539.43
PVI STA: 280+496.71
PVI ELEV: 164.41
K: 115.59
LVC: 150.00

HIGH PT STA: 2809+00
HIGH PT ELEV: 169.14
PVI STA: 280+905.41
PVI ELEV: 169.65
K: 54.45
LVC: 150.00

BVCS: 280+421.71
BVCE: 164.42

EVCS: 280+571.71
EVCE: 165.37



Station	CH	N.S.L	P.G.L	VCD	HCD
280+200	164.324	164.451			
280+225	164.251	164.447			
280+250	164.220	164.443			
280+275	164.236	164.440			
280+300	164.198	164.436			
280+325	164.178	164.433			
280+350	164.185	164.429			
280+375	164.147	164.426			
280+400	164.169	164.422			
280+425	164.158	164.419			
280+450	164.160	164.450			
280+475	164.146	164.534			
280+500	164.097	164.673			
280+525	164.195	164.866			
280+550	164.465	165.113			
280+575	164.808	165.413			
280+600	165.159	165.734			
280+625	165.507	166.055			
280+650	165.930	166.376			
280+675	166.218	166.697			
280+700	166.614	167.017			
280+725	166.946	167.338			
280+750	167.165	167.659			
280+775	167.379	167.980			
280+800	163.254	168.301			
280+825	161.873	168.622			
280+850	161.029	168.908			
280+875	161.129	169.092			

REV.	REVISION/ISSUE	DATE

PROJECT:
CONSTRUCTION OF DG KHAN - DI KHAN
SECTION OF N-55 AS 4-LANE HIGHWAY
(208 km)
PACKAGE-2
(Km 233+200 TO Km 329+700)

CLIENT:
NATIONAL HIGHWAYS
AUTHORITY (NHA)

- CONSULTANTS:**
- MINCONSULT. SDN BHD
In Joint Venture With
 - SAMAN CORPORATION
 - SHELDIA ASSOCIATES
 - CEC
 - AAA
 - ACE
 - AA
 - ACC

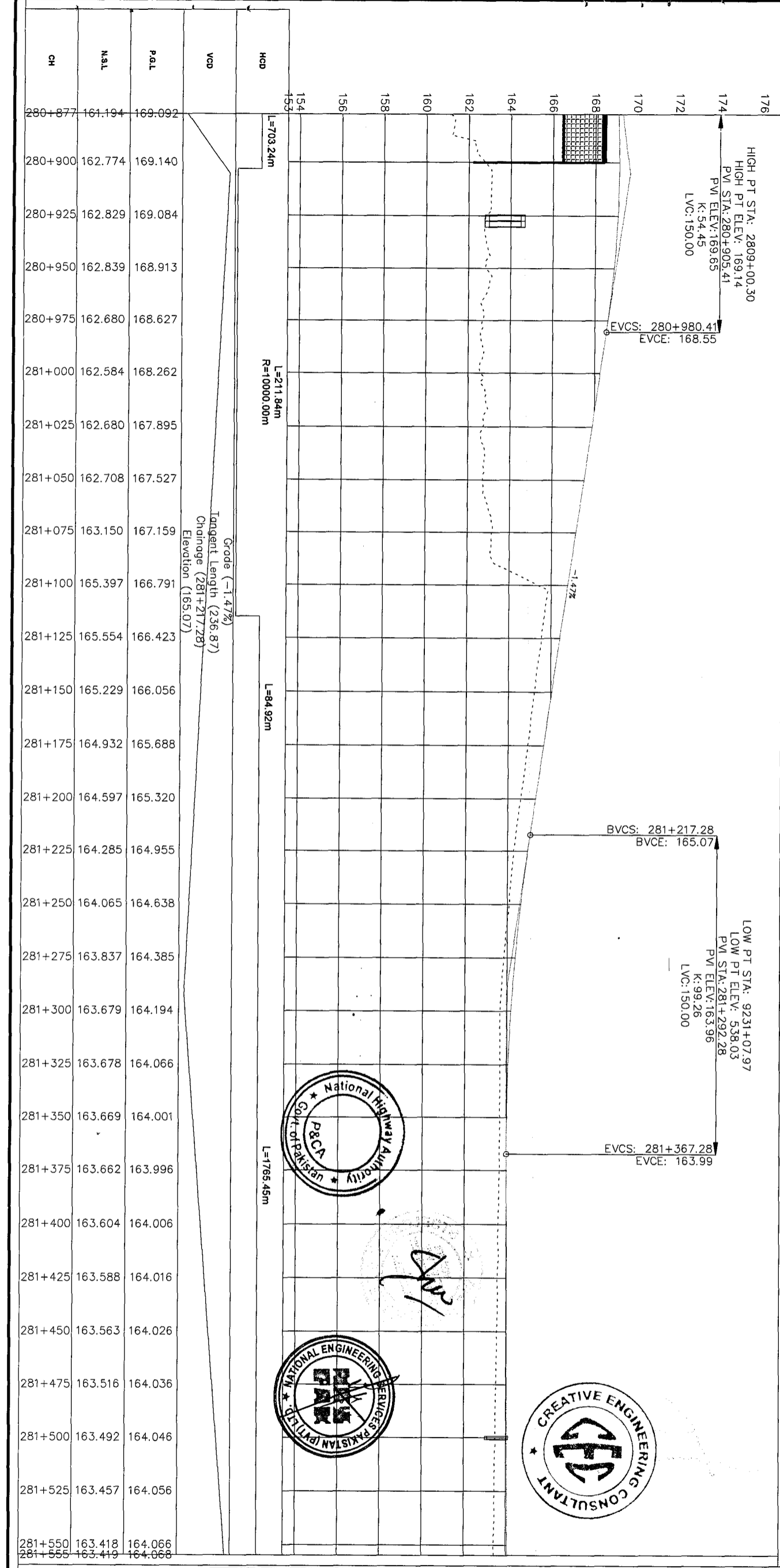
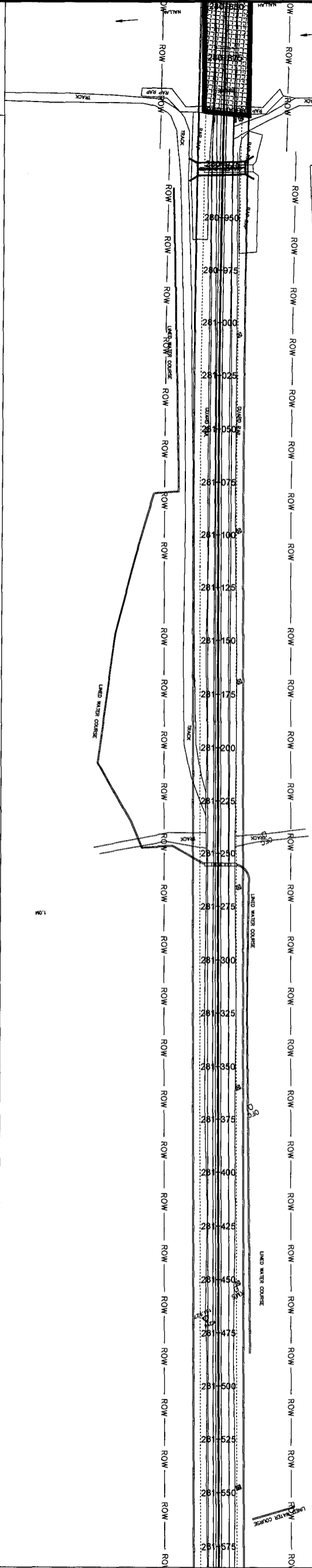
DRAWING TITLE:
PLAN & PROFILE
280+200.00 - 280+877.42

DESIGN BY: A.S	SHEET NO: 73 of 157
DRAWN BY: S.A	SCALE: H = 1:2000 V = 1:100
CHECKED BY: A.S	DATE: APRIL, 2024
APPROVED BY:	REVISION:

CAD FILE NAME:
CAREC/T-III/TD/031

N=281+193
=0
=90m
(3x30)

BOX CULVERT
STATION=280+925
SKEW = 0
NO. OF CELL = 02
WIDTH = 2.5
DEPTH = 1.5



CH	N.S.L	P.G.L	V.C.D	H.C.D
280+877	161.194	169.092		
280+900	162.774	169.140		
280+925	162.829	169.084		
280+950	162.839	168.913		
280+975	162.680	168.627		
281+000	162.584	168.262		
281+025	162.680	167.895		
281+050	162.708	167.527		
281+075	163.150	167.159		
281+100	165.397	166.791		
281+125	165.554	166.423		
281+150	165.229	166.056		
281+175	164.932	165.688		
281+200	164.597	165.320		
281+225	164.285	164.955		
281+250	164.065	164.638		
281+275	163.837	164.385		
281+300	163.679	164.194		
281+325	163.678	164.066		
281+350	163.669	164.001		
281+375	163.662	163.996		
281+400	163.604	164.006		
281+425	163.588	164.016		
281+450	163.563	164.026		
281+475	163.516	164.036		
281+500	163.492	164.046		
281+525	163.457	164.056		
281+550	163.418	164.066		



Grade (-1.47%)
Tangent Length (236.87)
Chainage (281+217.28)
Elevation (165.07)

L=703.24m
L=211.84m
R=10000.00m
L=84.92m
L=1765.45m

HIGH PT STA: 2809+00.30
HIGH PT ELEV: 169.14
PVI STA: 280+905.41
PVI ELEV: 169.65
K: 54.45
LVC: 150.00
EVCS: 280+980.41
EVCE: 168.55

BVCS: 281+217.28
BVCE: 165.07

LOW PT STA: 9231+07.97
LOW PT ELEV: 538.03
PVI STA: 281+292.28
PVI ELEV: 163.96
K: 99.26
LVC: 150.00
EVCS: 281+367.28
EVCE: 163.99



LEGEND

NOTES
1- ALL DIMENSIONS AND ARE IN METERS.

CLIENT: NATIONAL HIGHWAYS AUTHORITY (NHA)

CONSULTANTS:
MINDSULT, SDN BHD
In Joint Venture With
SAMAN CORPORATION
SHEHADIA ASSOCIATES

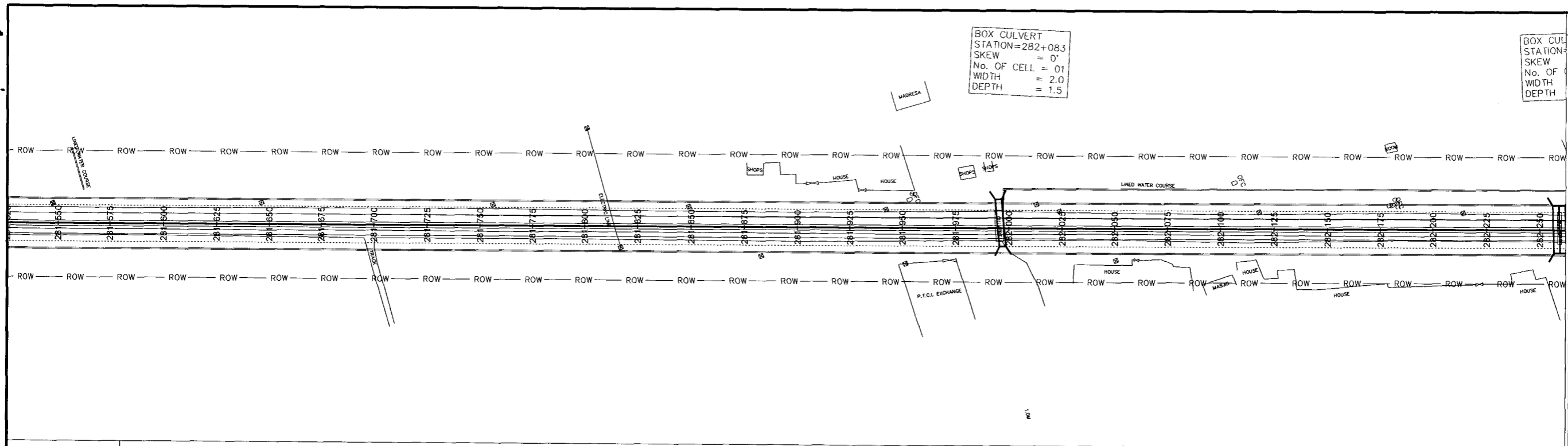
PROJECT:
CONSTRUCTION OF DG KHAN - DI KHAN SECTION OF N-55 AS 4-LANE HIGHWAY (208 km)
PACKAGE-2 (Km 233+200 TO Km 338+700)

DRAWING TITLE: PLAN & PROFILE
280+877.42 - 281+554.85

DESIGN BY: AS
DRAWN BY: SA
CHECKED BY: AS
APPROVED BY: AS

SHEET NO: 74 of 157
SCALE: H = 1:2000
V = 1:100
DATE: APRIL, 2024

CAD FILE NAME: CARECT-III/TTD/031

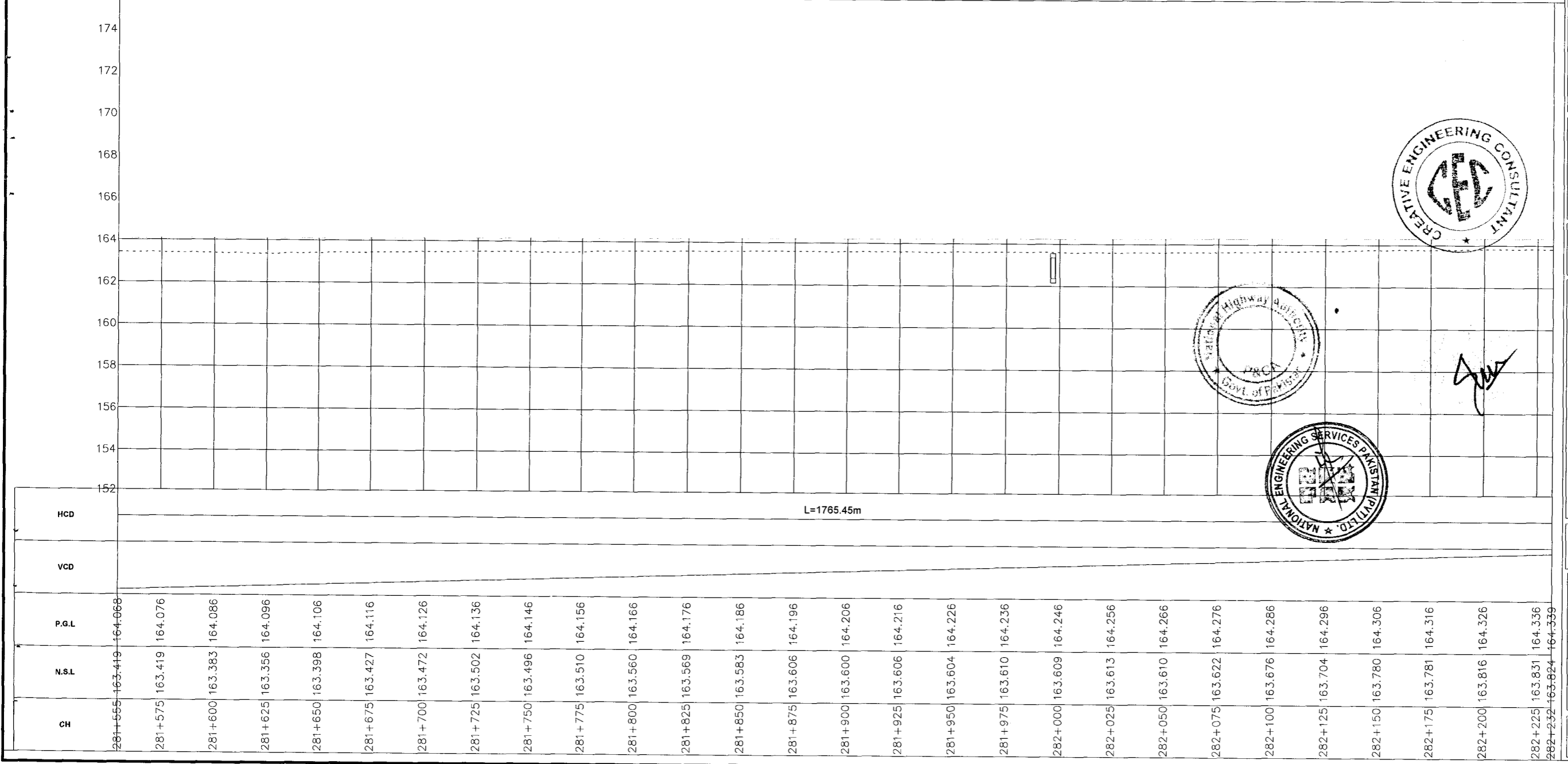


BOX CULVERT
 STATION=282+08.3
 SKEW = 0°
 No. OF CELL = 01
 WIDTH = 2.0
 DEPTH = 1.5

BOX CULVERT
 STATION=282+08.3
 SKEW = 0°
 No. OF CELL = 01
 WIDTH = 2.0
 DEPTH = 1.5

NOTES
 1- ALL DIMENSIONS AND ARE IN METERS

LEGEND



REV.	REVISION/ISSUE	DATE

PROJECT:
 CONSTRUCTION OF DG KHAN - DI KHAN
 SECTION OF N-55 AS 4-LANE HIGHWAY
 (208 km)
 PACKAGE-2
 (Km 233+200 TO Km 329+700)

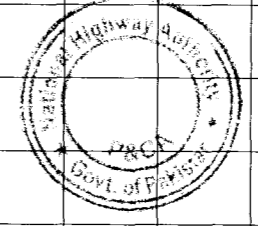

CLIENT:
 NATIONAL HIGHWAYS AUTHORITY (NHA)

- CONSULTANTS:**
- MINCONSULT SDN BHD
In Joint Venture With
 - SAMAN CORPORATION
 - SHELADIA ASSOCIATES
 - CEC
 - AAA
 - ACE
 - AA
 - ACC

DRAWING TITLE:
 PLAN & PROFILE
 281+554.85 - 282+232.27

DESIGN BY: A.S	SHEET NO.: 75 of 157
DRAWN BY: S.A	SCALE: H = 1:2000 V = 1:100
CHECKED BY: A.S	DATE: APRIL, 2024
APPROVED BY:	REVISION:



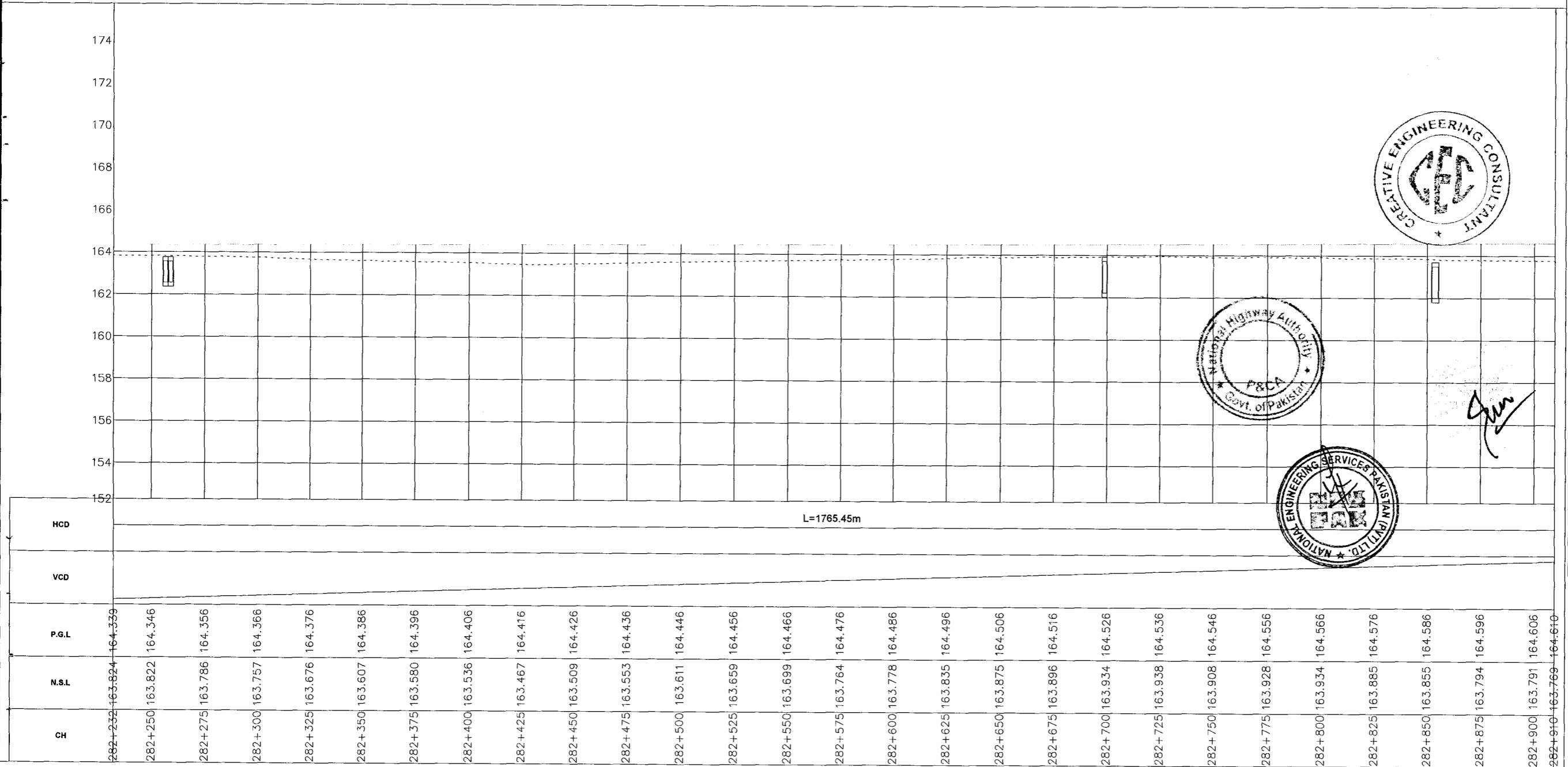

CAD FILE NAME:
 CAREC/T-III/TD/031



BOX CULVERT
 STATION=282+259
 SKEW = 0°
 No. OF CELL = 02
 WIDTH = 2.0
 DEPTH = 1.0

BOX CULVERT
 STATION=282+699
 SKEW = 0°
 No. OF CELL = 01
 WIDTH = 2.0
 DEPTH = 1.0

BOX CULVERT
 STATION = 282+855
 SKEW = 0°
 No. OF CELL = 01
 WIDTH = 3.0
 DEPTH = 1.5



NOTES
 1:- ALL DIMENSIONS AND ARE IN METERS.

LEGEND

REV.	REVISION/ISSUE	DATE

PROJECT:
 CONSTRUCTION OF DG KHAN - DI KHAN
 SECTION OF N-55 AS 4-LANE HIGHWAY
 (208 km)
 PACKAGE-2
 (Km 233+200 TO Km 329+700)

CLIENT:
 NATIONAL HIGHWAYS AUTHORITY (NHA)

CONSULTANTS:

- MINCONSULT SDN BHD
In Joint Venture With
- SAMAN CORPORATION
- SHELADIA ASSOCIATES
- CEC
- AAA
- ACE
- AA
- ACC

DRAWING TITLE:
 PLAN & PROFILE
 282+232.27 - 282+909.69

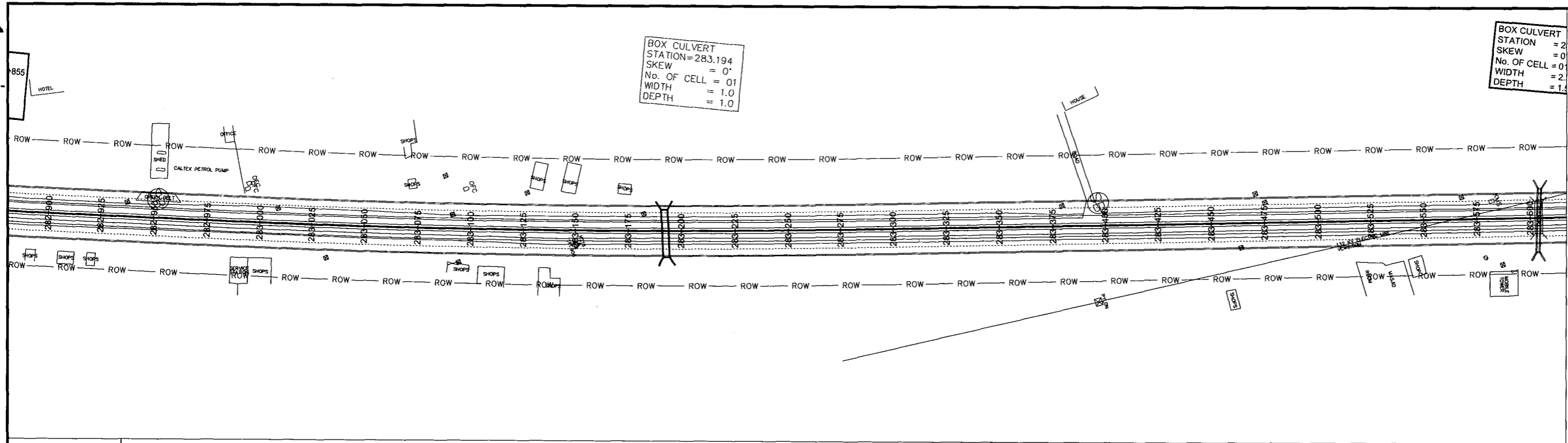
DESIGN BY:	SHEET NO:
A.S	76 of 157

DRAWN BY:	SCALE:
S.A	H = 1:2000 V = 1:100

CHECKED BY:	DATE:
A.S	APRIL, 2024

APPROVED BY:	REVISION:



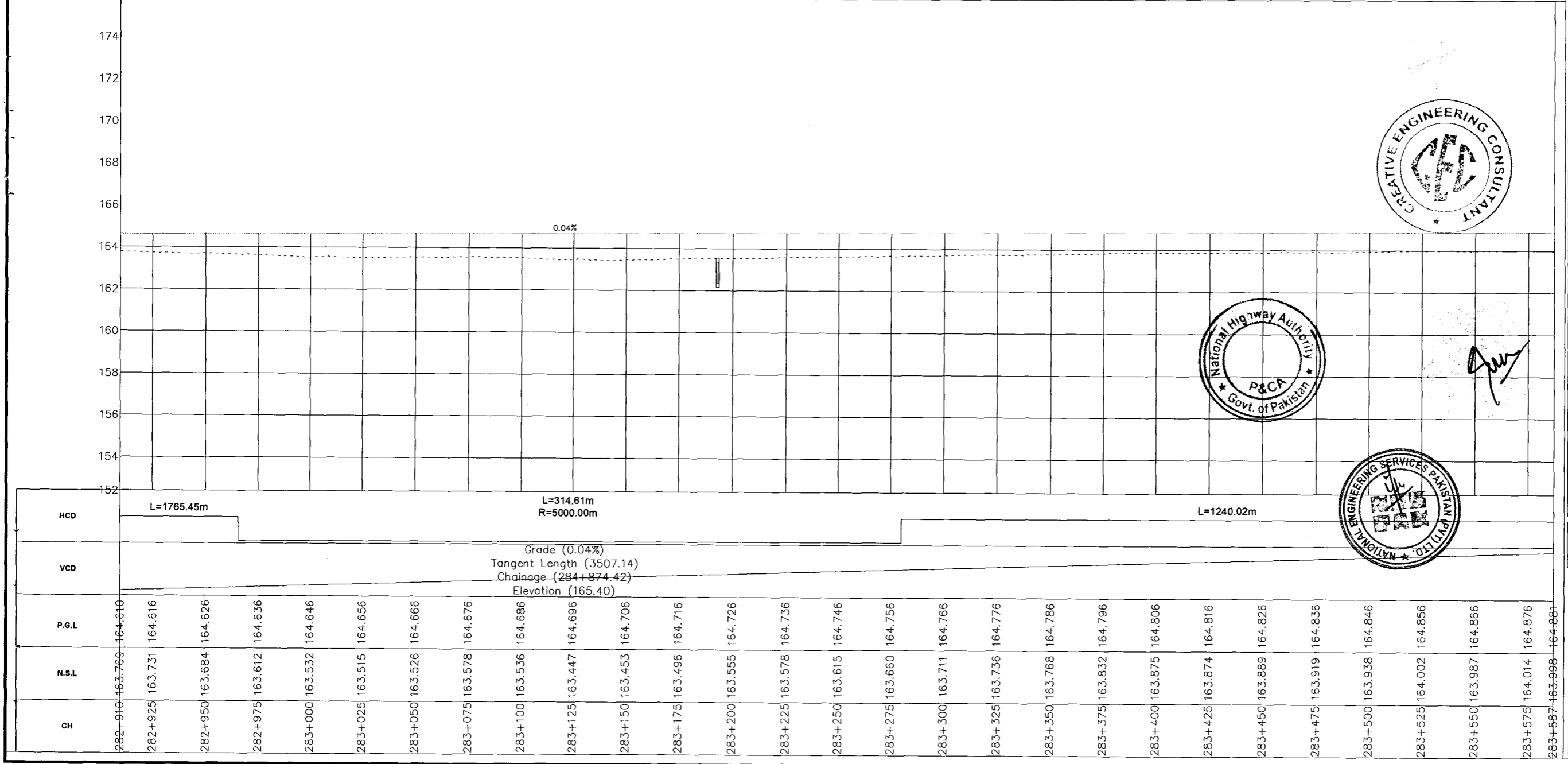
CAD FILE NAME:
CAREC/T-III/TD/031



BOX CULVERT
 STATION = 283.194
 SKEW = 0'
 No. OF CELL = 01
 WIDTH = 1.0
 DEPTH = 1.0

NOTES
 1:- ALL DIMENSIONS AND ARE IN METERS.

LEGEND



REV.	REVISION/ISSUE	DATE

PROJECT:
 CONSTRUCTION OF DG KHAN - DI KHAN
 SECTION OF N-55 AS 4-LANE HIGHWAY
 (208 km)
 PACKAGE-2
 (Km 233+200 TO Km 329+700)

CLIENT:
 NATIONAL HIGHWAYS AUTHORITY (NHA)

- CONSULTANTS:**
- MINCONSULT. SDN BHD
In Joint Venture With
 - SAMAN CORPORATION
 - SHELADIA ASSOCIATES
 - CEC
 - AAA
 - ACE
 - AA
 - ACC

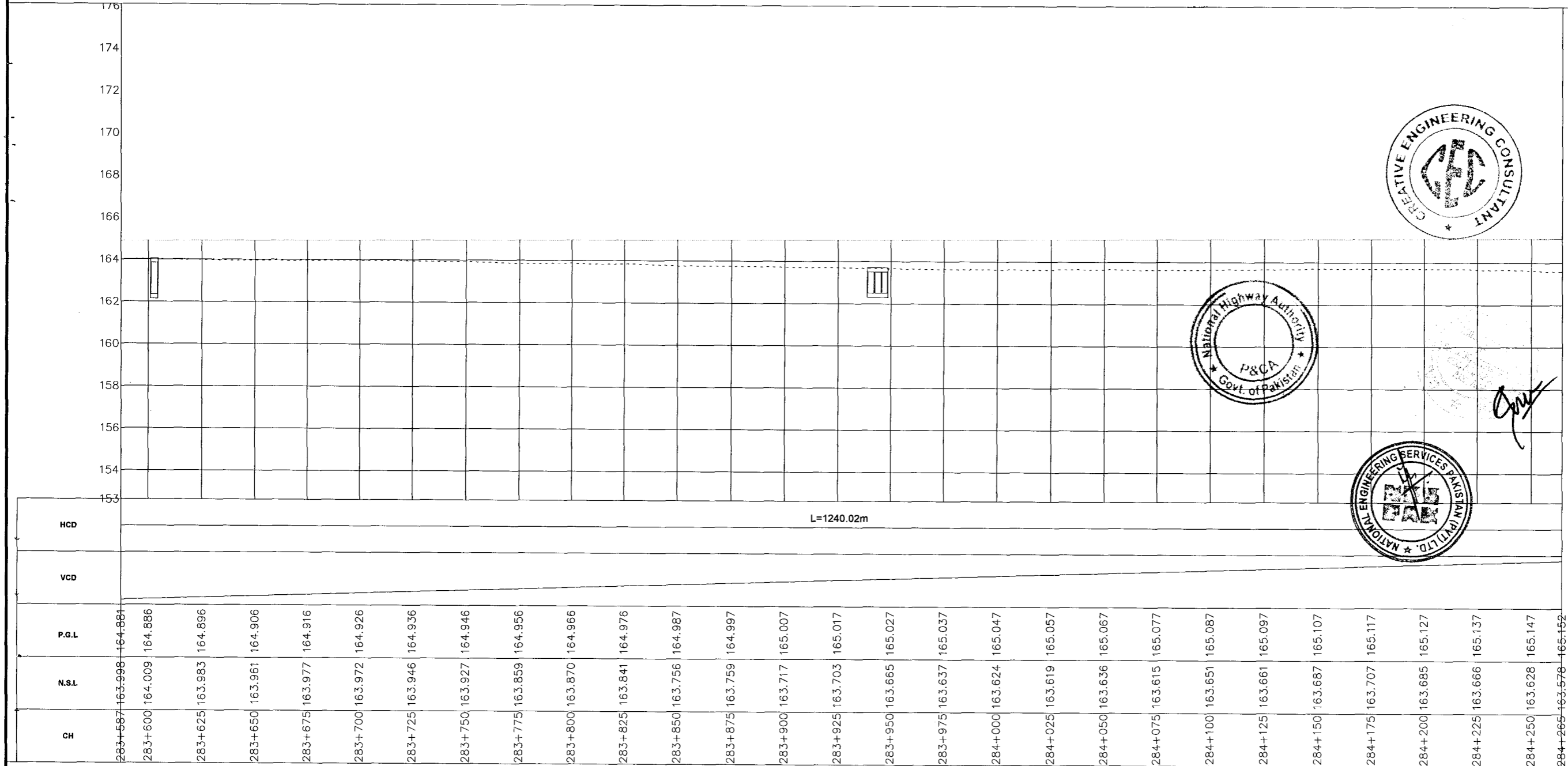
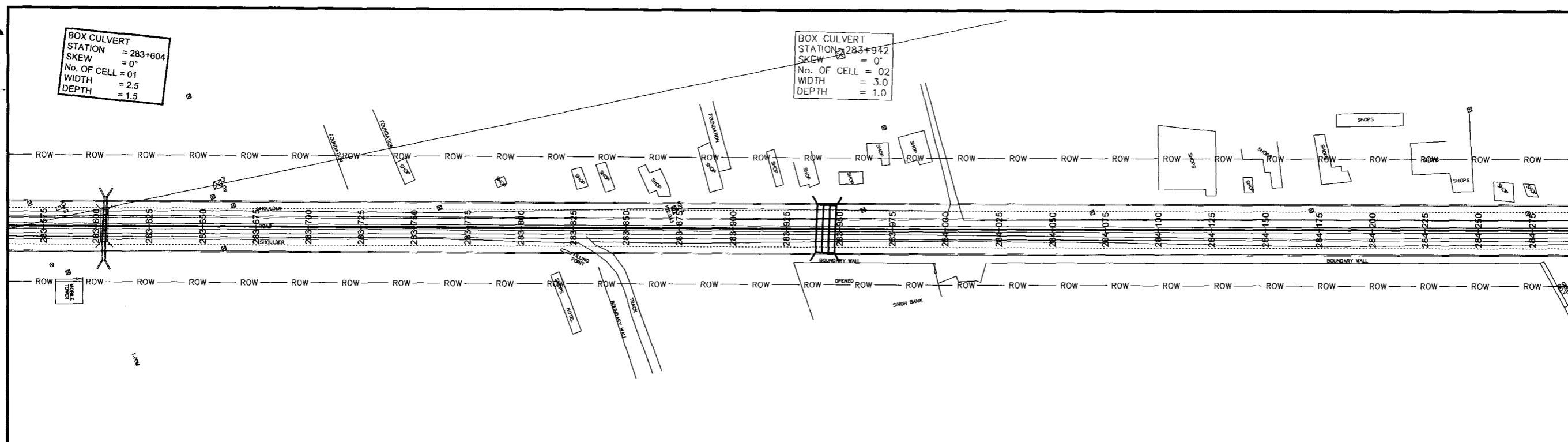
DRAWING TITLE:
 PLAN & PROFILE
 282+909.69 - 283+587.12

DESIGN BY: A.S	SHEET NO.: 77 of 157
DRAWN BY: S.A	SCALE: H = 1:2000 V = 1:100
CHECKED BY: A.S	DATE: APRIL, 2024
APPROVED BY:	REVISION:

CAD FILE NAME:
 CAREC/T-III/TD/031


BOX CULVERT
 STATION = 283+604
 SKEW = 0°
 No. OF CELL = 01
 WIDTH = 2.5
 DEPTH = 1.5

BOX CULVERT
 STATION = 283+942
 SKEW = 0°
 No. OF CELL = 02
 WIDTH = 3.0
 DEPTH = 1.0



L=1240.02m

Station	CH	N.S.L	P.G.L	VCD	HCD
283+587	163.998	164.881			
283+600	164.009	164.886			
283+625	163.983	164.896			
283+650	163.961	164.906			
283+675	163.977	164.916			
283+700	163.972	164.926			
283+725	163.946	164.936			
283+750	163.927	164.946			
283+775	163.859	164.956			
283+800	163.870	164.966			
283+825	163.841	164.976			
283+850	163.756	164.987			
283+875	163.759	164.997			
283+900	163.717	165.007			
283+925	163.703	165.017			
283+950	163.665	165.027			
283+975	163.637	165.037			
284+000	163.624	165.047			
284+025	163.619	165.057			
284+050	163.636	165.067			
284+075	163.615	165.077			
284+100	163.651	165.087			
284+125	163.661	165.097			
284+150	163.687	165.107			
284+175	163.707	165.117			
284+200	163.685	165.127			
284+225	163.666	165.137			
284+250	163.628	165.147			
284+265	163.578	165.152			



NOTES
 1. ALL DIMENSIONS AND ARE IN METERS.

LEGEND

REV.	REVISION/ISSUE	DATE

PROJECT:
 CONSTRUCTION OF DG KHAN - DI KHAN
 SECTION OF N-55 AS 4-LANE HIGHWAY
 (208 km)
 PACKAGE-2
 (Km 233+200 TO Km 329+700)

CLIENT:
 NATIONAL HIGHWAYS AUTHORITY (NHA)

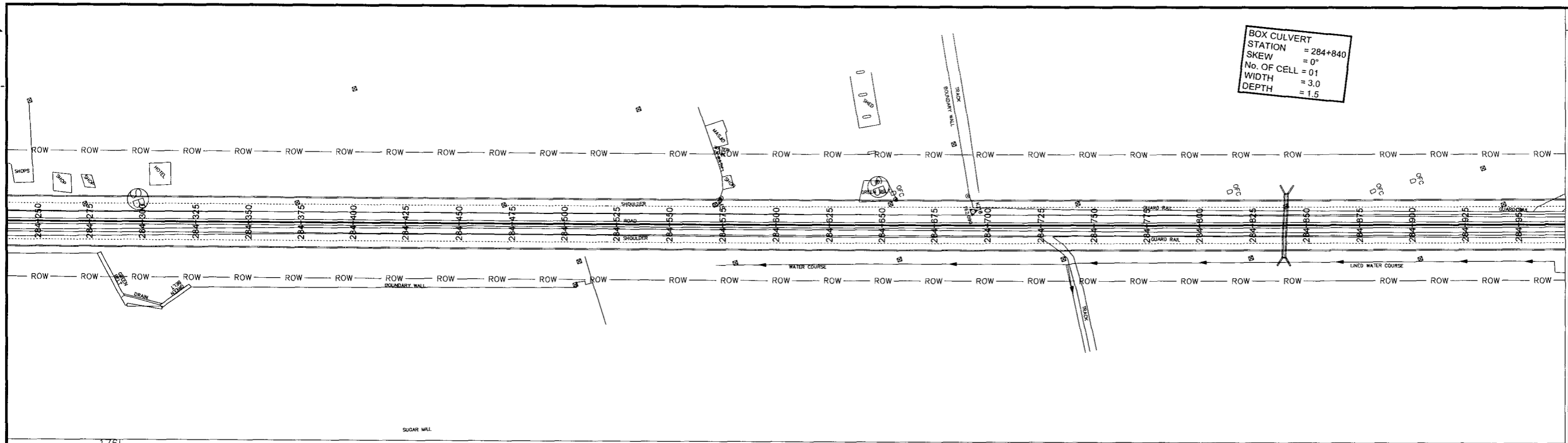
CONSULTANTS:

- MINCONSULT. SDN BHD
In Joint Venture With
- SAMAN CORPORATION
- SHELADIA ASSOCIATES
- CEC
- AAA
- ACE
- AA
- ACC


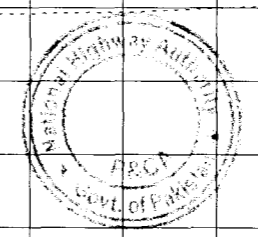

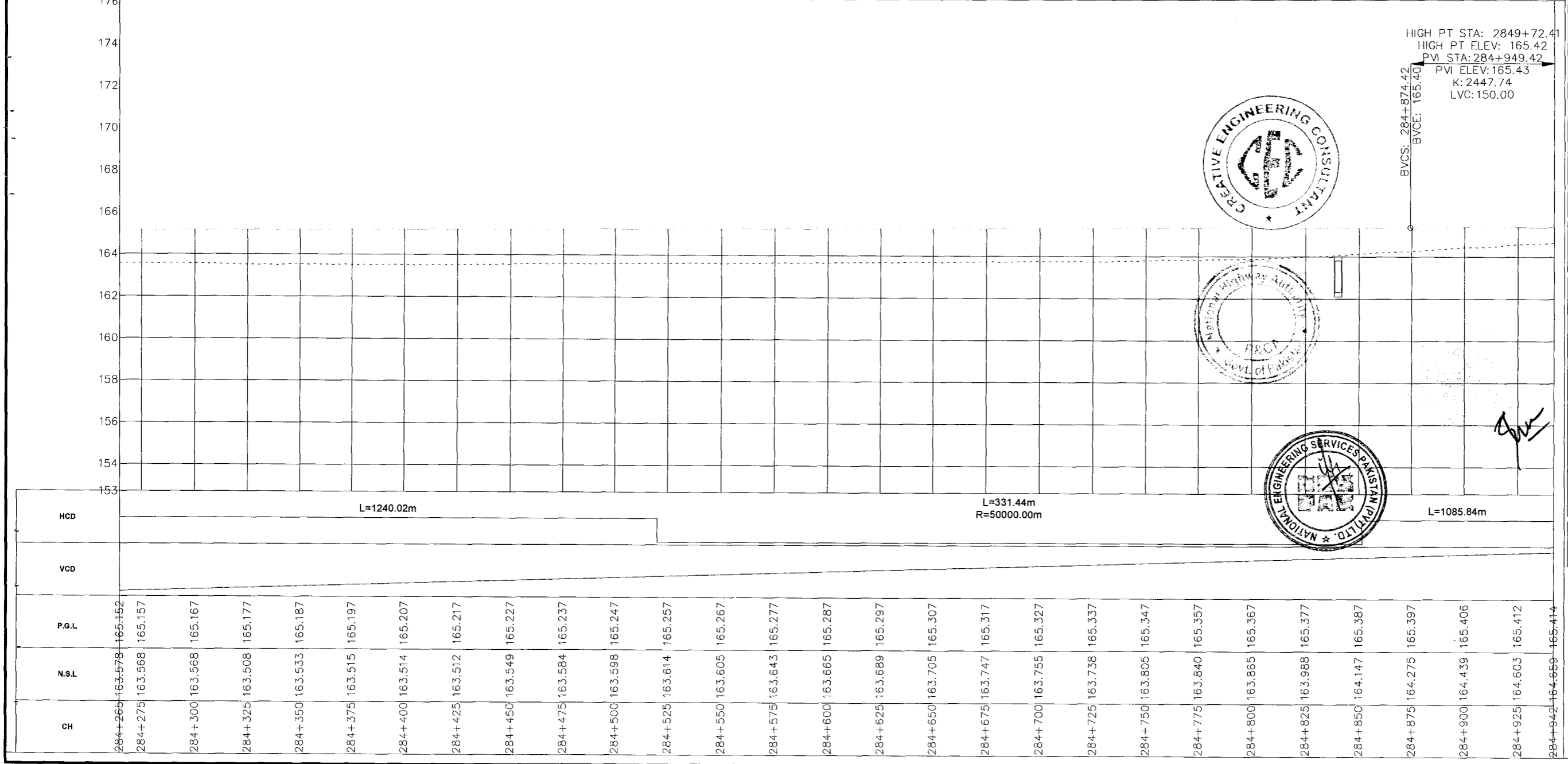
DRAWING TITLE:
 PLAN & PROFILE
 283+587.12 - 284+264.54

DESIGN BY: A.S	SHEET NO.: 78 of 157
DRAWN BY: S.A	SCALE: H = 1:2000 V = 1:100
CHECKED BY: A.S	DATE: APRIL, 2024
APPROVED BY:	REVISION:

CAD FILE NAME:
 CAREC/T-III/TD/031



BOX CULVERT
 STATION = 284+840
 SKEW = 0°
 No. OF CELL = 01
 WIDTH = 3.0
 DEPTH = 1.5



NOTES
 1- ALL DIMENSIONS AND ARE IN METERS.

LEGEND

REV.	REVISION/ISSUE	DATE

PROJECT:
 CONSTRUCTION OF DG KHAN - DI KHAN SECTION OF N-55 AS 4-LANE HIGHWAY (208 km)
 PACKAGE-2
 (Km 233+200 TO Km 329+700)

CLIENT:
 NATIONAL HIGHWAYS AUTHORITY (NHA)

CONSULTANTS:
 MINCONSULT. SDN BHD
 In Joint Venture With
 SAMAN CORPORATION
 SHELADIA ASSOCIATES
 CEC
 AAA
 ACE
 AA
 ACC

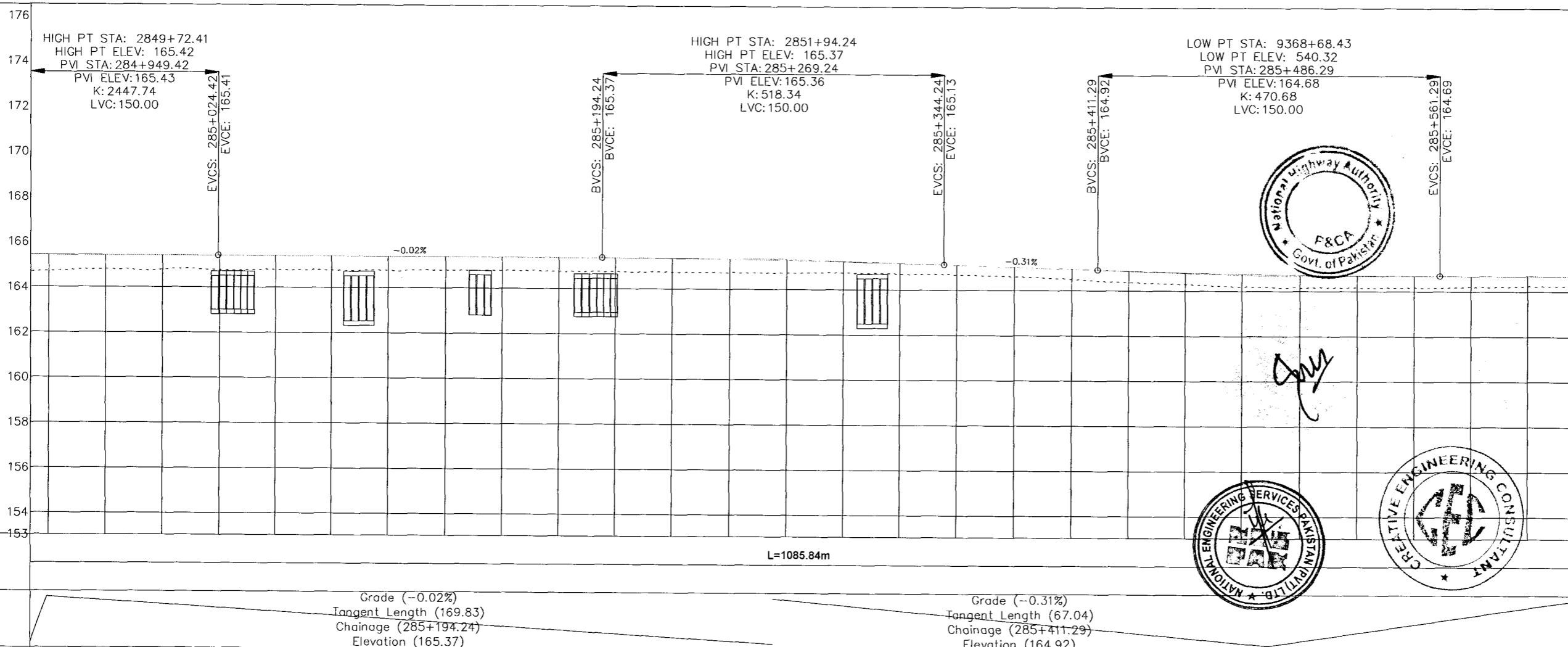
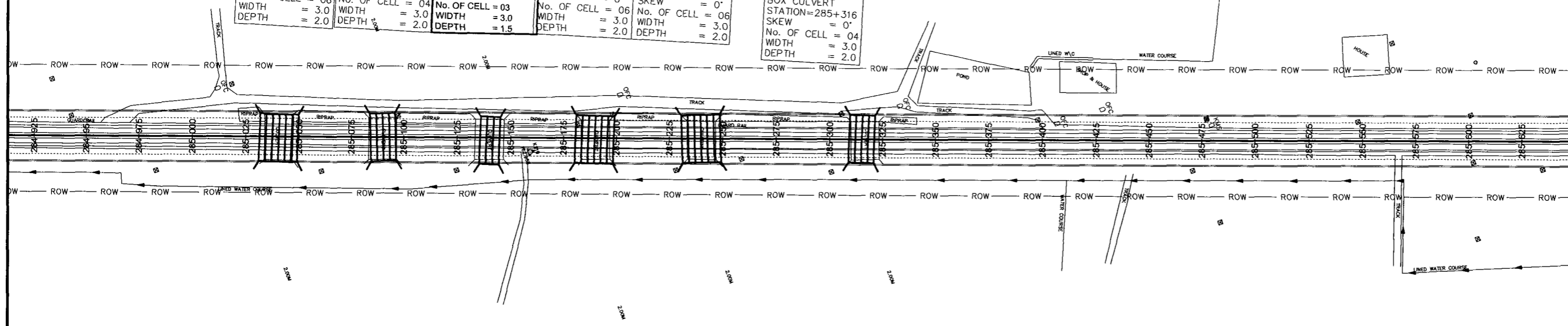
DRAWING TITLE:
 PLAN & PROFILE
 284+264.54 - 284+941.96

DESIGN BY:	SHEET NO:
A.S	79 of 157
DRAWN BY:	SCALE:
S.A	H = 1:2000 V = 1:100
CHECKED BY:	DATE:
A.S	APRIL, 2024
APPROVED BY:	REVISION:

CAD FILE NAME:
CAREC/T-III/TD/031

BOX CULVERT STATION=285+040 SKEW = 0° No. OF CELL = 06 WIDTH = 3.0 DEPTH = 2.0	BOX CULVERT STATION=285+090 SKEW = 0° No. OF CELL = 04 WIDTH = 3.0 DEPTH = 2.0	BOX CULVERT STATION = 285+140 SKEW = 0° No. OF CELL = 03 WIDTH = 3.0 DEPTH = 1.5	BOX CULVERT STATION=285+189 SKEW = 0° No. OF CELL = 06 WIDTH = 3.0 DEPTH = 2.0	BOX CULVERT STATION=285+240 SKEW = 0° No. OF CELL = 06 WIDTH = 3.0 DEPTH = 2.0
---	---	---	---	---

BOX CULVERT
STATION=285+316
SKEW = 0°
No. OF CELL = 04
WIDTH = 3.0
DEPTH = 2.0



Station	CH	N.S.L	P.G.L	VCD	HCD
284+942	164.659	165.414			
284+950	164.715	165.415			
284+975	164.799	165.416			
285+000	164.776	165.415			
285+025	164.762	165.411			
285+050	164.773	165.405			
285+075	164.768	165.400			
285+100	164.793	165.395			
285+125	164.798	165.389			
285+150	164.787	165.384			
285+175	164.762	165.379			
285+200	164.764	165.373			
285+225	164.738	165.359			
285+250	164.734	165.333			
285+275	164.734	165.295			
285+300	164.742	165.244			
285+325	164.706	165.182			
285+350	164.686	165.108			
285+375	164.603	165.030			
285+400	164.495	164.953			
285+425	164.378	164.877			
285+450	164.299	164.813			
285+475	164.199	164.763			
285+500	164.148	164.726			
285+525	164.159	164.702			
285+550	164.181	164.691			
285+575	164.197	164.692			
285+600	164.233	164.694			
285+619	164.259	164.695			

NOTES
1. ALL DIMENSIONS AND ARE IN METERS.

LEGEND

REV.	REVISION/ISSUE	DATE

PROJECT:
CONSTRUCTION OF DG KHAN - DI KHAN SECTION OF N-55 AS 4-LANE HIGHWAY (208 km)
PACKAGE-2 (Km 233+200 TO Km 329+700)



CLIENT:
NATIONAL HIGHWAYS AUTHORITY (NHA)


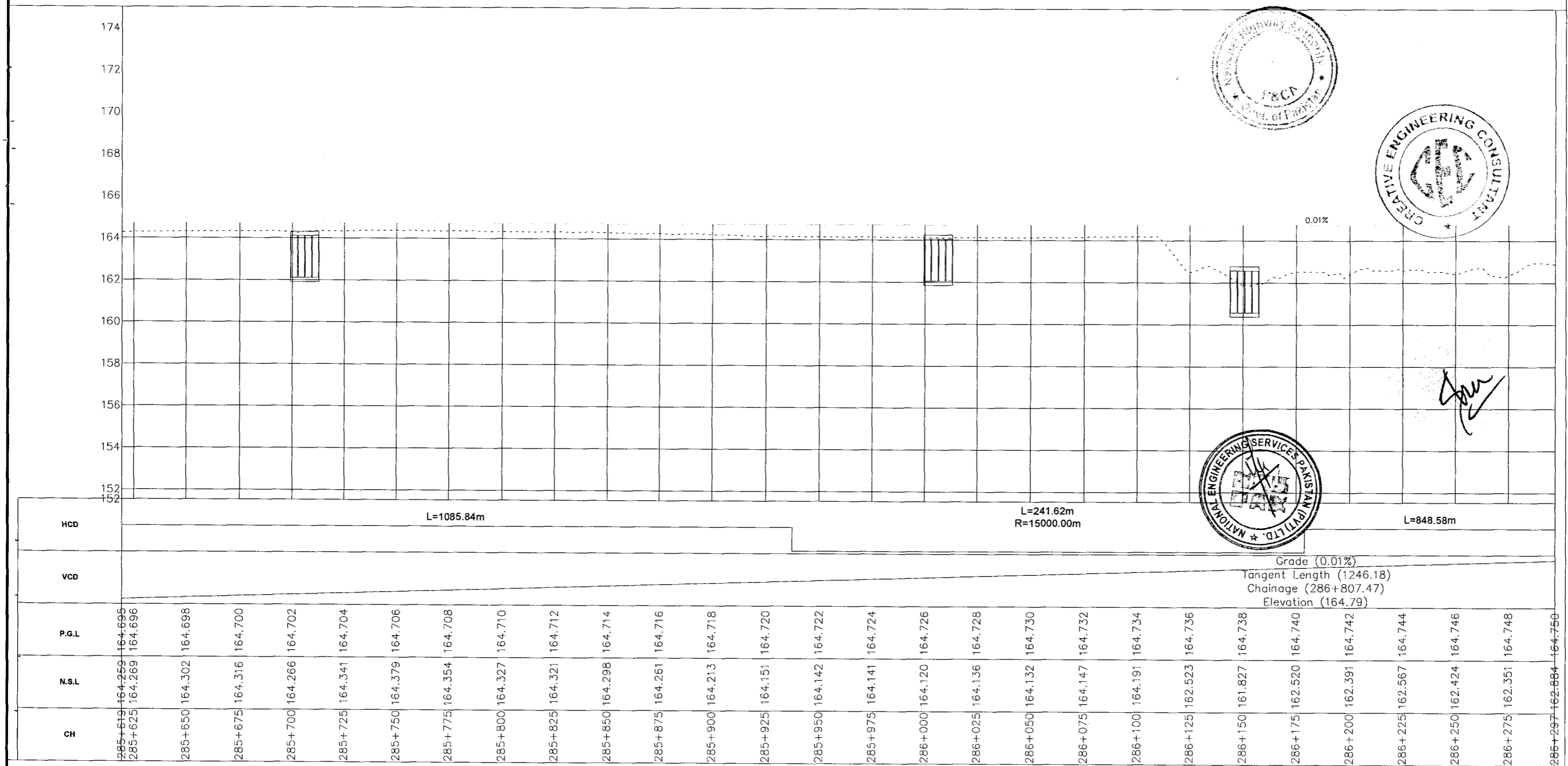
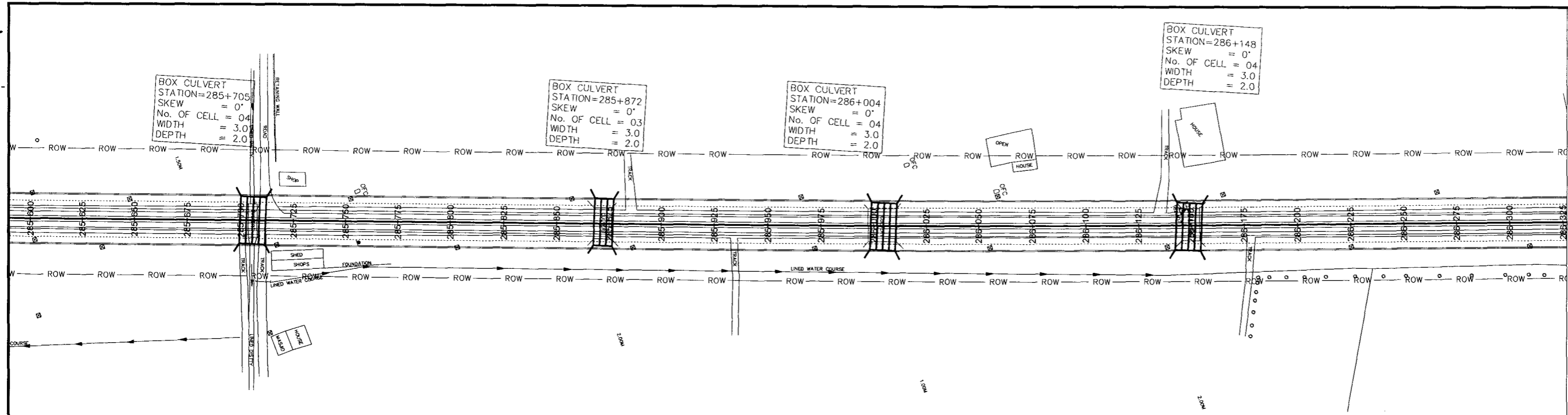
CONSULTANTS:
MINCONSULT. SDN BHD
SAMAN CORPORATION
SHELDIA ASSOCIATES
CEC
AAA
ACE
AA
ACC

DRAWING TITLE:
PLAN & PROFILE
284+941.96 - 285+619.38

DESIGN BY: A.S	SHEET NO: 80 of 157
DRAWN BY: S.A	SCALE: H = 1:2000 V = 1:100
CHECKED BY: A.S	DATE: APRIL, 2024
APPROVED BY:	REVISION:

CAD FILE NAME:
CAREC/T-III/TD/031





NOTES
1- ALL DIMENSIONS AND ARE IN METERS.

LEGEND

REV.	REVISION/ISSUE	DATE

PROJECT:
CONSTRUCTION OF DG KHAN - DI KHAN SECTION OF N-55 AS 4-LANE HIGHWAY (208 km)
PACKAGE-2
(Km 233+200 TO Km 329+700)

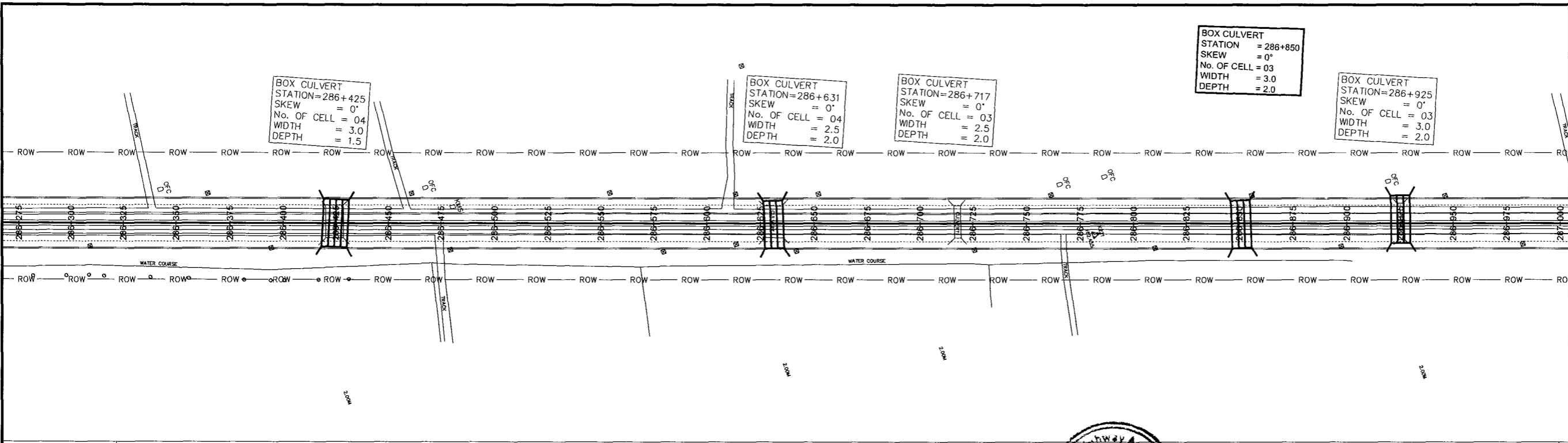
CLIENT:
NHA NATIONAL HIGHWAYS AUTHORITY (NHA)

CONSULTANTS:
MINCONSULT. SDN BHD
In Joint Venture With
SAMAN CORPORATION
SHELADIA ASSOCIATES
CEC
AAA
ACE
AA
ACC

DRAWING TITLE:
PLAN & PROFILE
285+619.38 - 286+296.81

DESIGN BY: A.S	SHEET NO: 81 of 157
DRAWN BY: S.A	SCALE: H = 1:2000 V = 1:100
CHECKED BY: A.S	DATE: APRIL, 2024
APPROVED BY:	REVISION:

CAD FILE NAME:
CAREC/T-III/TD/031



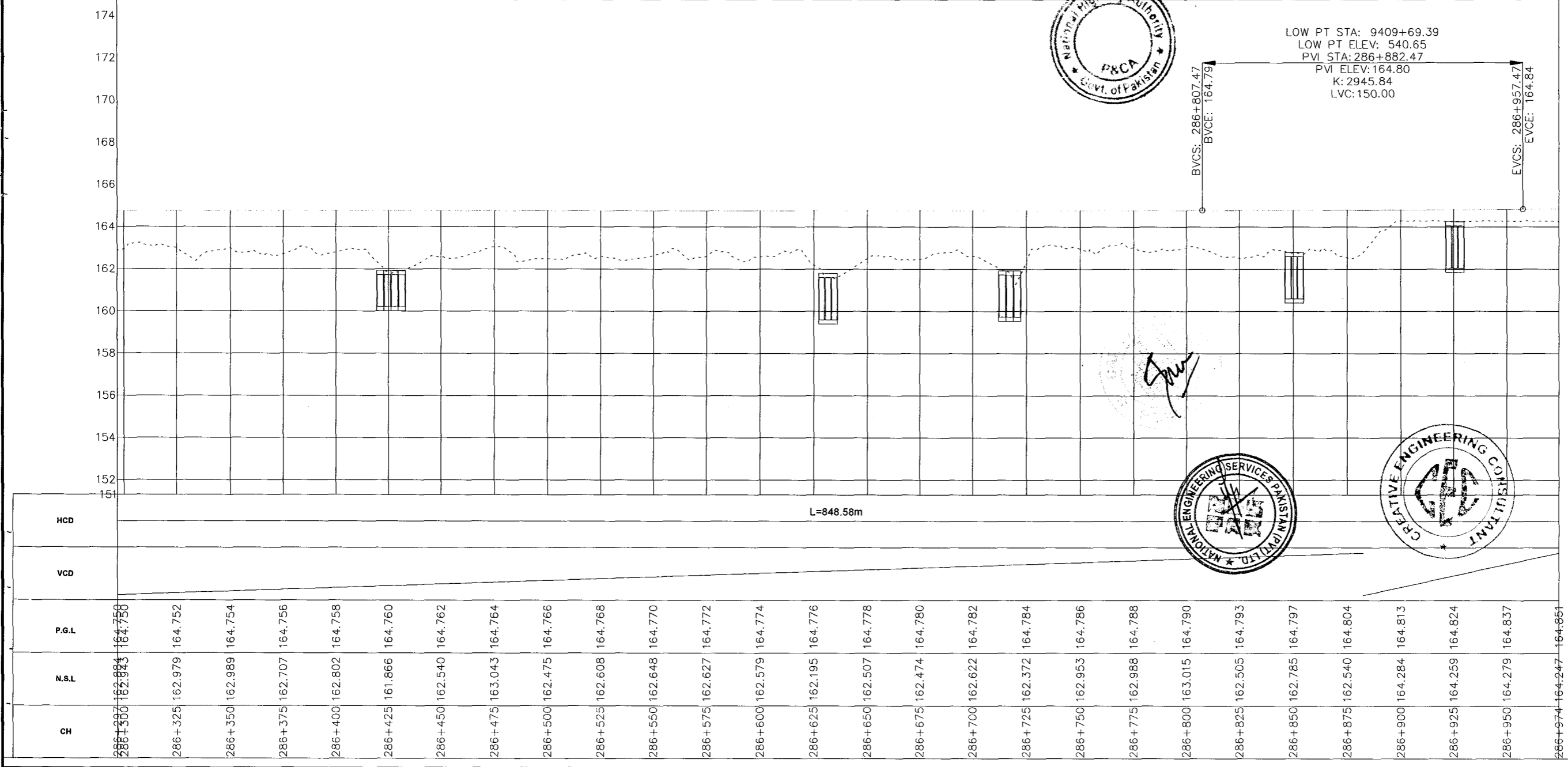
BOX CULVERT
 STATION = 286+850
 SKEW = 0°
 No. OF CELL = 03
 WIDTH = 3.0
 DEPTH = 2.0

BOX CULVERT
 STATION=286+425
 SKEW = 0°
 No. OF CELL = 04
 WIDTH = 3.0
 DEPTH = 1.5

BOX CULVERT
 STATION=286+631
 SKEW = 0°
 No. OF CELL = 04
 WIDTH = 2.5
 DEPTH = 2.0

BOX CULVERT
 STATION=286+717
 SKEW = 0°
 No. OF CELL = 03
 WIDTH = 2.5
 DEPTH = 2.0



BOX CULVERT
 STATION=286+925
 SKEW = 0°
 No. OF CELL = 03
 WIDTH = 3.0
 DEPTH = 2.0



BVCS: 286+807.47
 BVCE: 164.79

LOW PT STA: 9409+69.39
 LOW PT ELEV: 540.65
 PVI STA: 286+882.47
 PVI ELEV: 164.80
 K: 2945.84
 LVC: 150.00

EVCS: 286+957.47
 EVCE: 164.84



NOTES
 1. ALL DIMENSIONS AND ARE IN METERS.

LEGEND

REV.	REVISION/ISSUE	DATE

PROJECT:
 CONSTRUCTION OF DG KHAN - DI KHAN SECTION OF N-55 AS 4-LANE HIGHWAY (208 km) PACKAGE-2 (Km 233+200 TO Km 329+700)

CLIENT:
 NATIONAL HIGHWAYS AUTHORITY (NHA)



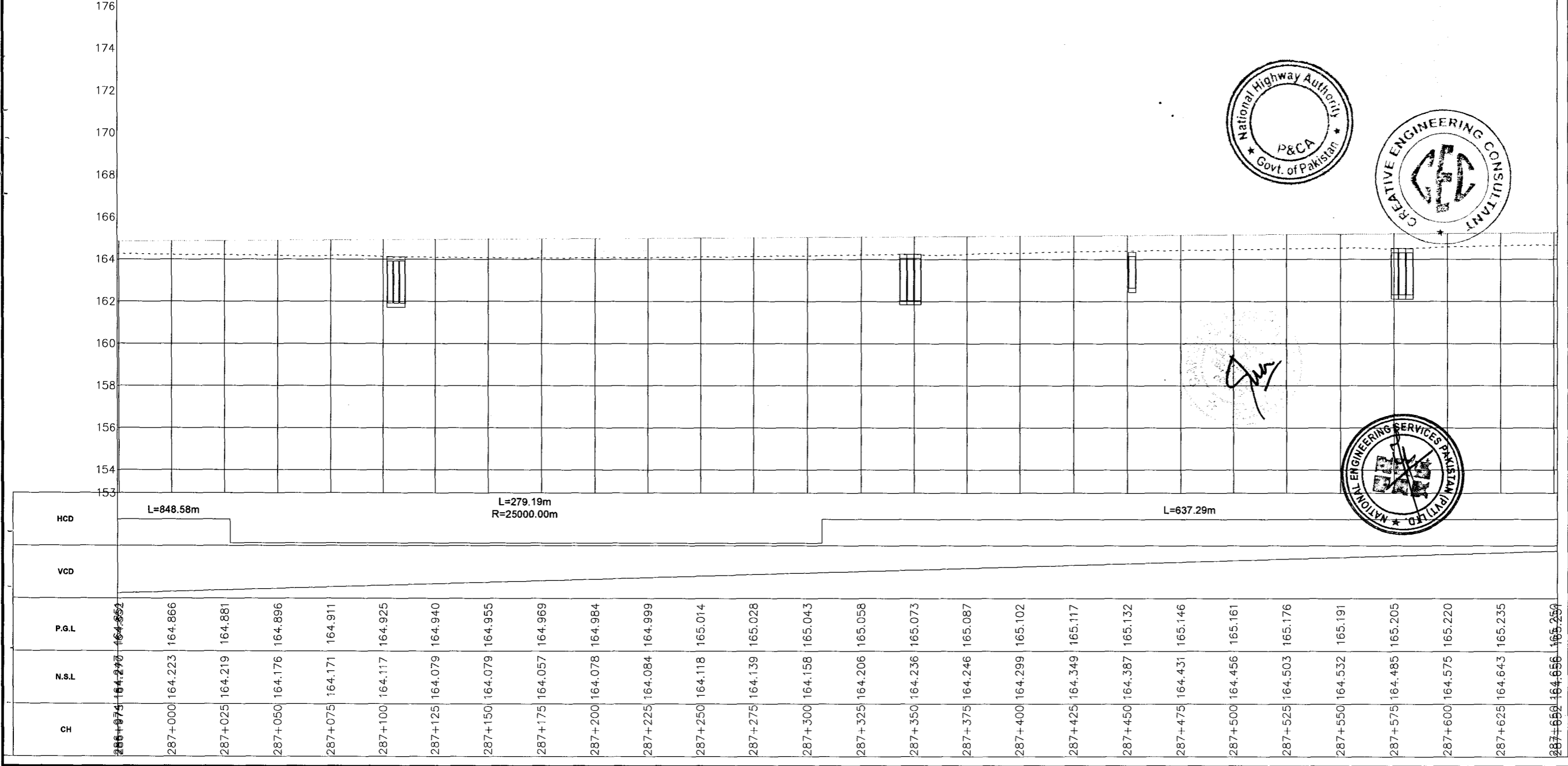
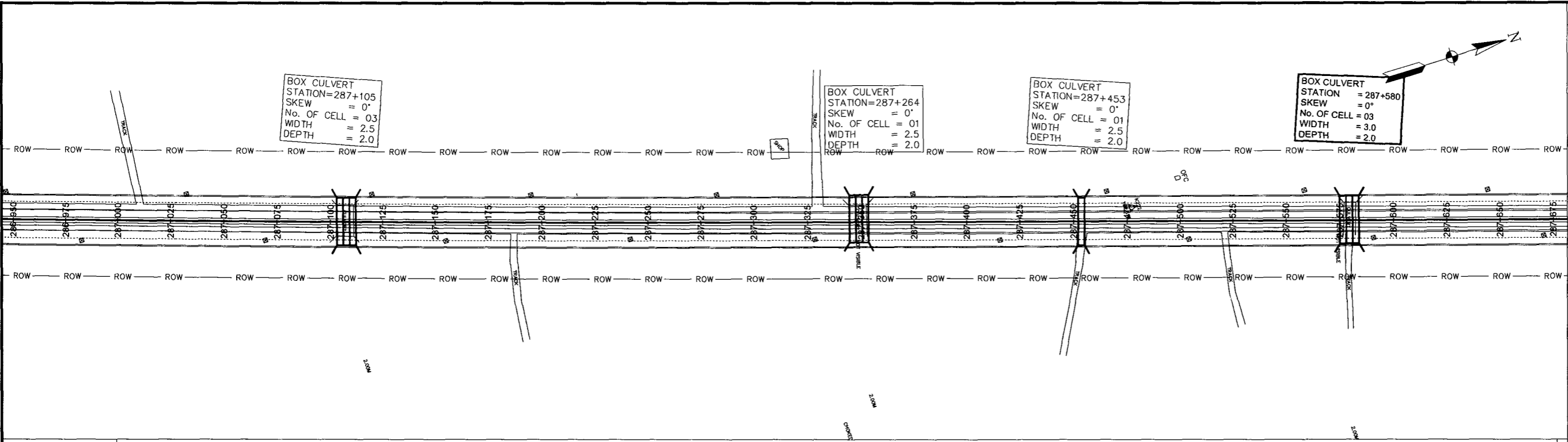
CONSULTANTS:

- MINCONSULT. SDN BHD In Joint Venture With
- SAMAN CORPORATION
- SHELADIA ASSOCIATES
- CEC
- AAA
- ACE
- AA
- ACC

DRAWING TITLE:
 PLAN & PROFILE
 286+296.81 - 286+974.23

DESIGN BY: A.S	SHEET NO: 82 of 157
DRAWN BY: S.A	SCALE: H = 1:2000 V = 1:100
CHECKED BY: A.S	DATE: APRIL, 2024
APPROVED BY:	REVISION:

CAD FILE NAME:
 CAREC/T-III/TD/031



NOTES
1. ALL DIMENSIONS AND ARE IN METERS.

LEGEND

REV.	REVISION/ISSUE	DATE

PROJECT:
CONSTRUCTION OF DG KHAN - DI KHAN SECTION OF N-55 AS 4-LANE HIGHWAY (208 km)
PACKAGE-2
(Km 233+200 TO Km 329+700)



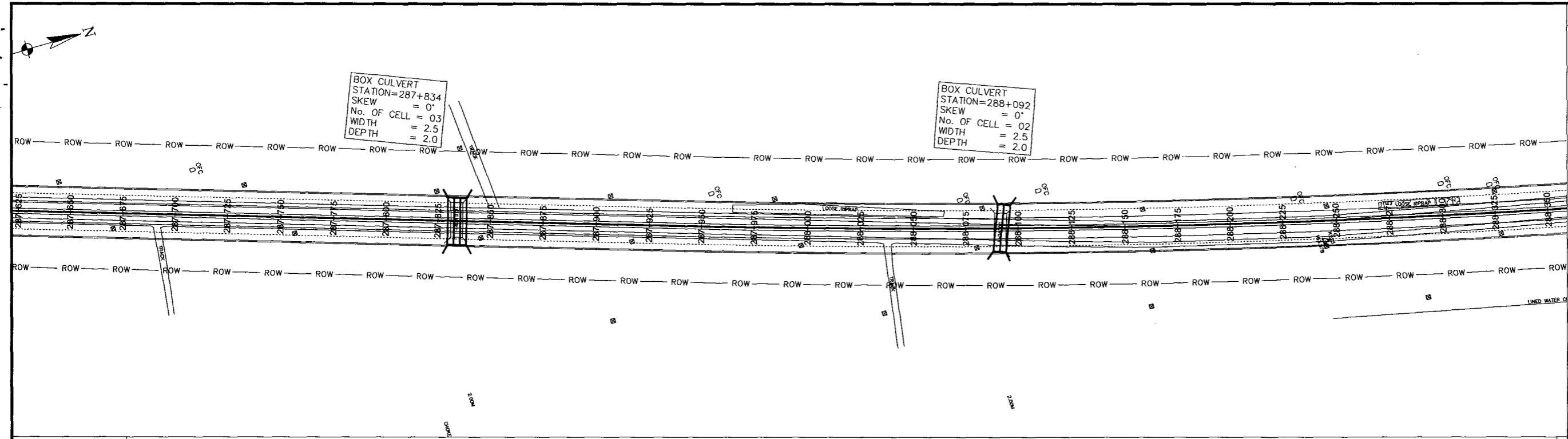
CLIENT:
NATIONAL HIGHWAYS AUTHORITY (NHA)

CONSULTANTS:
 MINCONSULT. SDN BHD
 In Joint Venture With
 SAMAN CORPORATION
 SHELADIA ASSOCIATES
 CEC
 AAA
 ACE
 AA
 ACC

DRAWING TITLE:
PLAN & PROFILE
286+974.23 - 287+651.65

DESIGN BY: A.S	SHEET NO: 83 of 157
DRAWN BY: S.A	SCALE: H = 1:2000 V = 1:100
CHECKED BY: A.S	DATE: APRIL, 2024
APPROVED BY:	REVISION:

CAD FILE NAME:
CAREC/T-III/TD/031



NOTES
1- ALL DIMENSIONS AND ARE IN METERS.

LEGEND

REV.	REVISION/ISSUE	DATE

PROJECT:
CONSTRUCTION OF DG KHAN - DI KHAN SECTION OF N-55 AS 4-LANE HIGHWAY (208 km)
PACKAGE-2
(Km 233+200 TO Km 329+700)


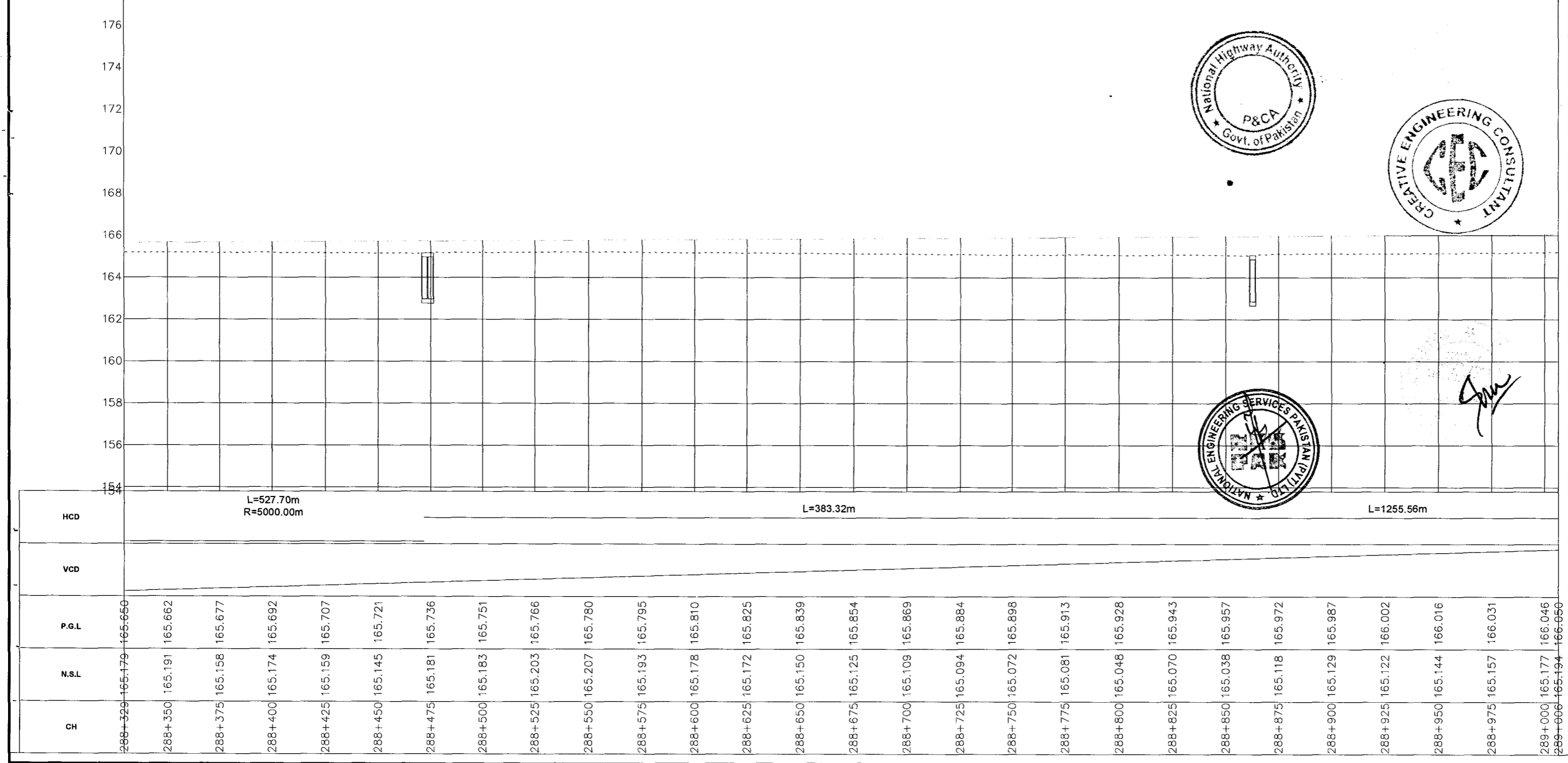
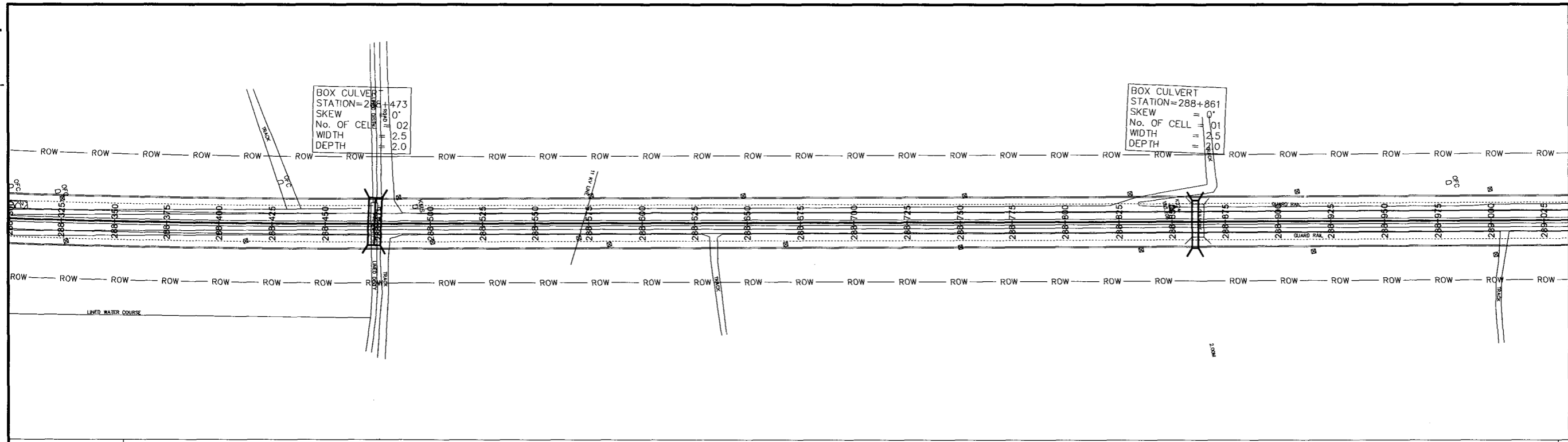
CLIENT:
NATIONAL HIGHWAYS AUTHORITY (NHA)

CONSULTANTS:
MINCONSULT. SDN BHD
In Joint Venture With
SAMAN CORPORATION
SHELADIA ASSOCIATES
CEC
AAA
ACE
AA
ACC

DRAWING TITLE:
PLAN & PROFILE
287+651.65 - 288+329.08

DESIGN BY: A.S	SHEET NO: 84 of 157
DRAWN BY: S.A	SCALE: H = 1:2000 V = 1:100
CHECKED BY: A.S	DATE: APRIL, 2024
APPROVED BY:	REVISION:

CAD FILE NAME:
CAREC/T-III/TD/031



NOTES
1- ALL DIMENSIONS AND ARE IN METERS.

LEGEND

REV.	REVISION/ISSUE	DATE

PROJECT:
CONSTRUCTION OF DG KHAN - DI KHAN SECTION OF N-55 AS 4-LANE HIGHWAY (208 km)
PACKAGE-2
(Km 233+200 TO Km 329+700)

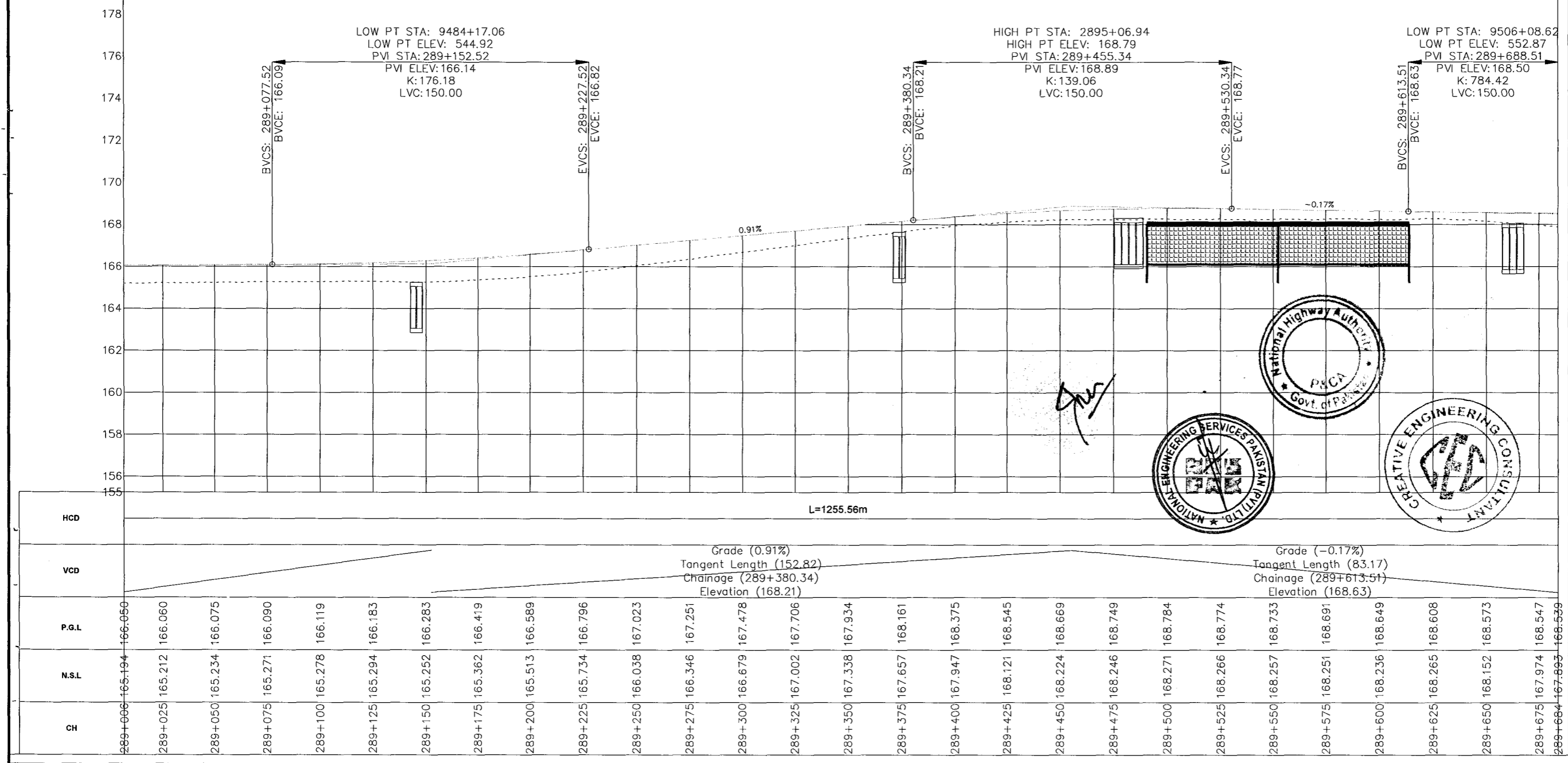
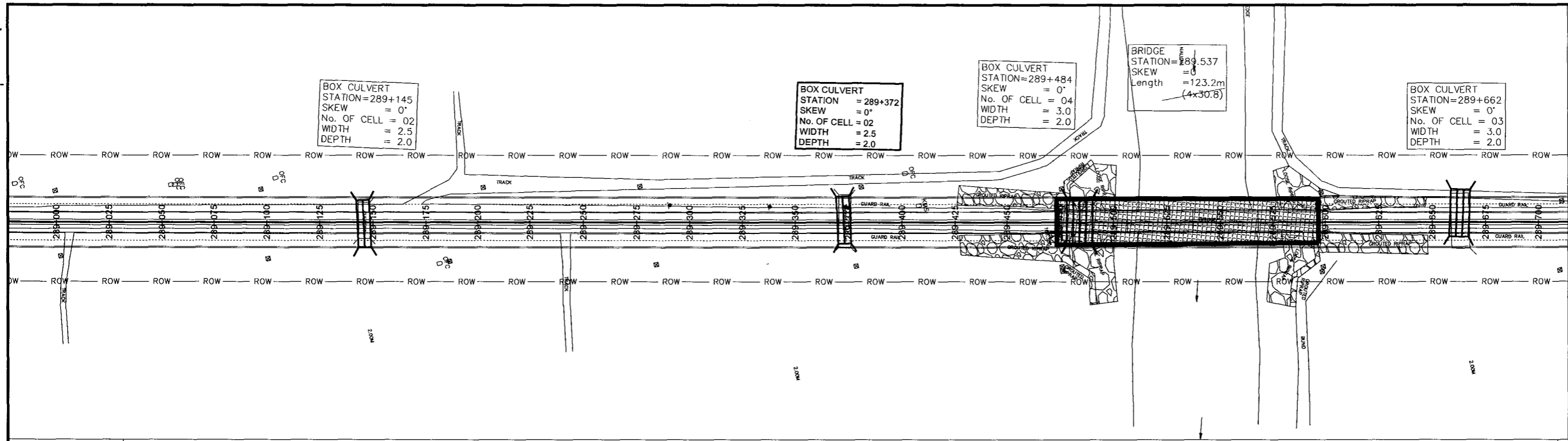
CLIENT:
NATIONAL HIGHWAYS AUTHORITY (NHA)

CONSULTANTS:
MINCONSULT. SDN BHD
In Joint Venture With
SAMAN CORPORATION
SHELADIA ASSOCIATES
CEC
AAA
ACE
AA
ACC

DRAWING TITLE:
PLAN & PROFILE
288+329.08 - 289+006.50

DESIGN BY: A.S	SHEET NO: 85 of 157
DRAWN BY: S.A	SCALE: H = 1:2000 V = 1:100
CHECKED BY: A.S	DATE: APRIL, 2024
APPROVED BY:	REVISION:

CAD FILE NAME:
CAREC/T-III/TD/031



Station	HCD	VCD	P.G.L	N.S.L	CH
289+000			166.060	165.194	166.060
289+025			166.060	165.212	166.060
289+050			166.075	165.234	166.075
289+075			166.090	165.271	166.090
289+100			166.119	165.278	166.119
289+125			166.183	165.294	166.183
289+150			166.283	165.252	166.283
289+175			166.419	165.362	166.419
289+200			166.589	165.513	166.589
289+225			166.796	165.734	166.796
289+250			167.023	166.038	167.023
289+275			167.251	166.346	167.251
289+300			167.478	166.679	167.478
289+325			167.706	167.002	167.706
289+350			167.934	167.338	167.934
289+375			168.161	167.657	168.161
289+400			168.375	167.947	168.375
289+425			168.545	168.121	168.545
289+450			168.669	168.224	168.669
289+475			168.749	168.246	168.749
289+500			168.784	168.271	168.784
289+525			168.774	168.266	168.774
289+550			168.733	168.257	168.733
289+575			168.691	168.251	168.691
289+600			168.649	168.236	168.649
289+625			168.608	168.265	168.608
289+650			168.573	168.152	168.573
289+675			168.547	167.974	168.547
289+700			168.529	167.893	168.529

NOTES
1- ALL DIMENSIONS AND ARE IN METERS

LEGEND

REV.	REVISION/ISSUE	DATE

PROJECT:
CONSTRUCTION OF DG KHAN - DI KHAN SECTION OF N-55 AS 4-LANE HIGHWAY (208 km) PACKAGE-2 (Km 233+200 TO Km 329+700)

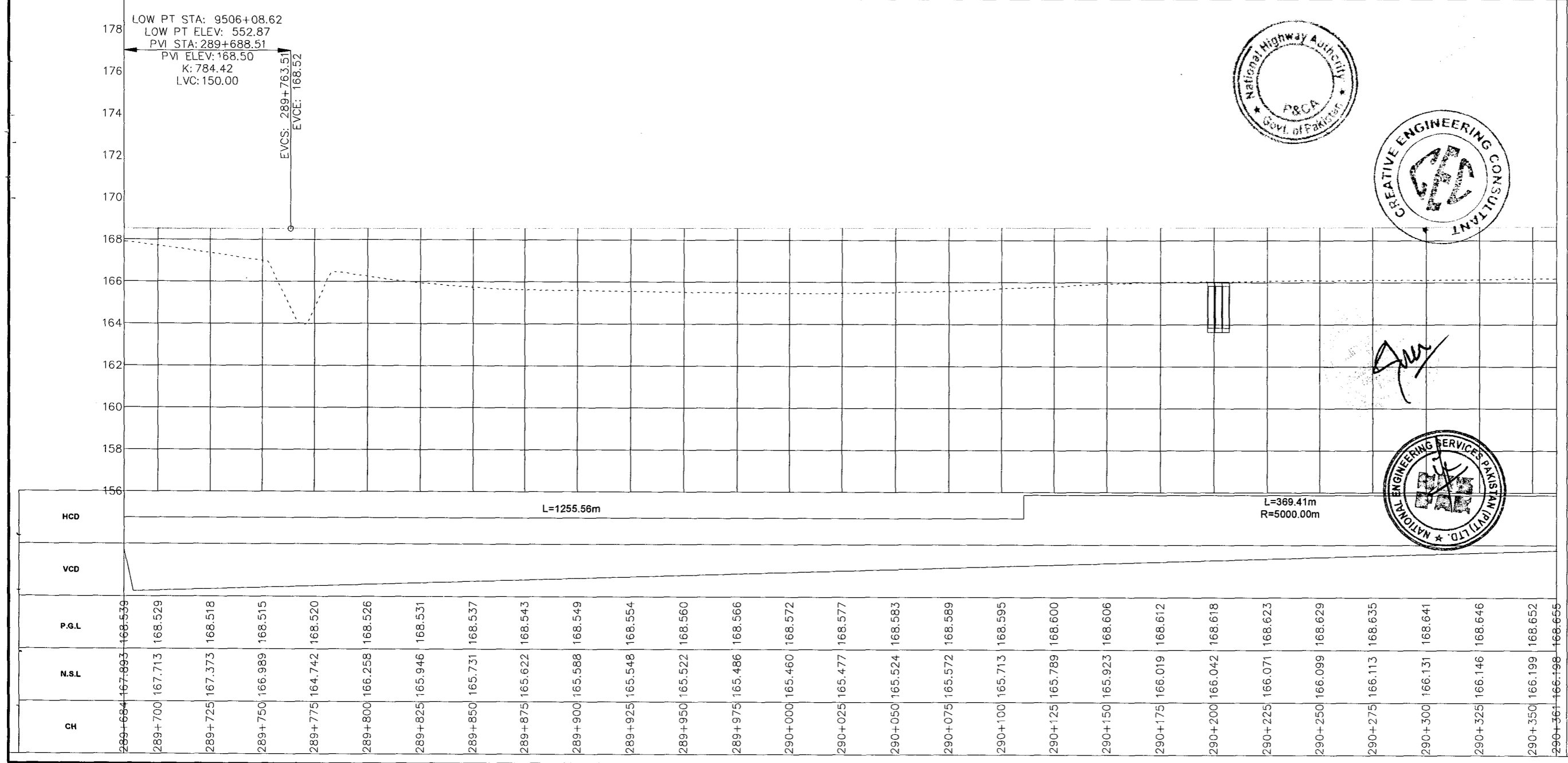
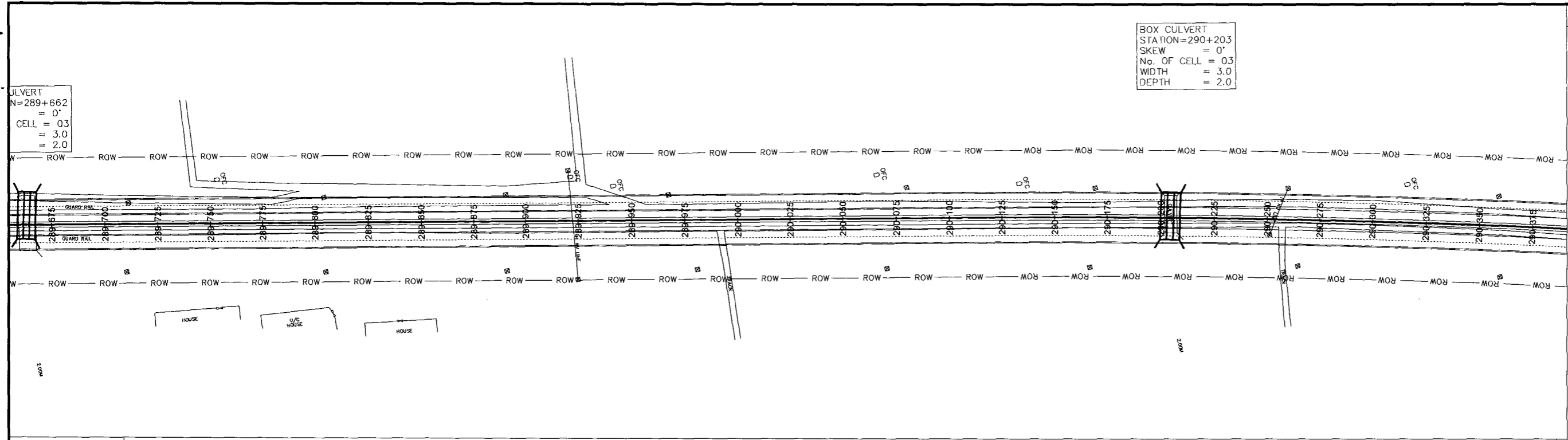
CLIENT:
NATIONAL HIGHWAYS AUTHORITY (NHA)

- CONSULTANTS:**
- MINCONSULT. SDN BHD In Joint Venture With
 - SAMAN CORPORATION
 - SHELADIA ASSOCIATES
 - CEC
 - AAA
 - ACE
 - AA
 - ACC

DRAWING TITLE:
PLAN & PROFILE
289+006.50 - 289+683.92

DESIGN BY: A.S	SHEET NO.: 86 of 157
DRAWN BY: S.A	SCALE: H = 1:2000 V = 1:100
CHECKED BY: A.S	DATE: APRIL, 2024
APPROVED BY:	REVISION:

CAD FILE NAME:
CAREC/T-III/TD/031





Station	P.G.L	N.S.L	CH
289+664	167.893	167.893	168.539
289+700	167.713	167.713	168.529
289+725	167.373	167.373	168.518
289+750	166.989	166.989	168.515
289+775	164.742	164.742	168.520
289+800	166.258	166.258	168.526
289+825	165.946	165.946	168.531
289+850	165.731	165.731	168.537
289+875	165.622	165.622	168.543
289+900	165.588	165.588	168.549
289+925	165.548	165.548	168.554
289+950	165.522	165.522	168.560
289+975	165.486	165.486	168.566
290+000	165.460	165.460	168.572
290+025	165.477	165.477	168.577
290+050	165.524	165.524	168.583
290+075	165.572	165.572	168.589
290+100	165.713	165.713	168.595
290+125	165.789	165.789	168.600
290+150	165.923	165.923	168.606
290+175	166.019	166.019	168.612
290+200	166.042	166.042	168.618
290+225	166.071	166.071	168.623
290+250	166.099	166.099	168.629
290+275	166.113	166.113	168.635
290+300	166.131	166.131	168.641
290+325	166.146	166.146	168.646
290+350	166.199	166.199	168.652
290+361	166.198	166.198	168.655

BOX CULVERT
 STATION=290+203
 SKEW = 0'
 No. OF CELL = 03
 WIDTH = 3.0
 DEPTH = 2.0

CULVERT
 N=289+662
 = 0'
 CELL = 03
 = 3.0
 = 2.0

NOTES
 1. ALL DIMENSIONS AND ARE IN METERS.

LEGEND



REV.	REVISION/ISSUE	DATE

PROJECT:
 CONSTRUCTION OF DG KHAN - DI KHAN
 SECTION OF N-55 AS 4-LANE HIGHWAY
 (208 km)
 PACKAGE-2
 (Km 233+200 TO Km 329+700)

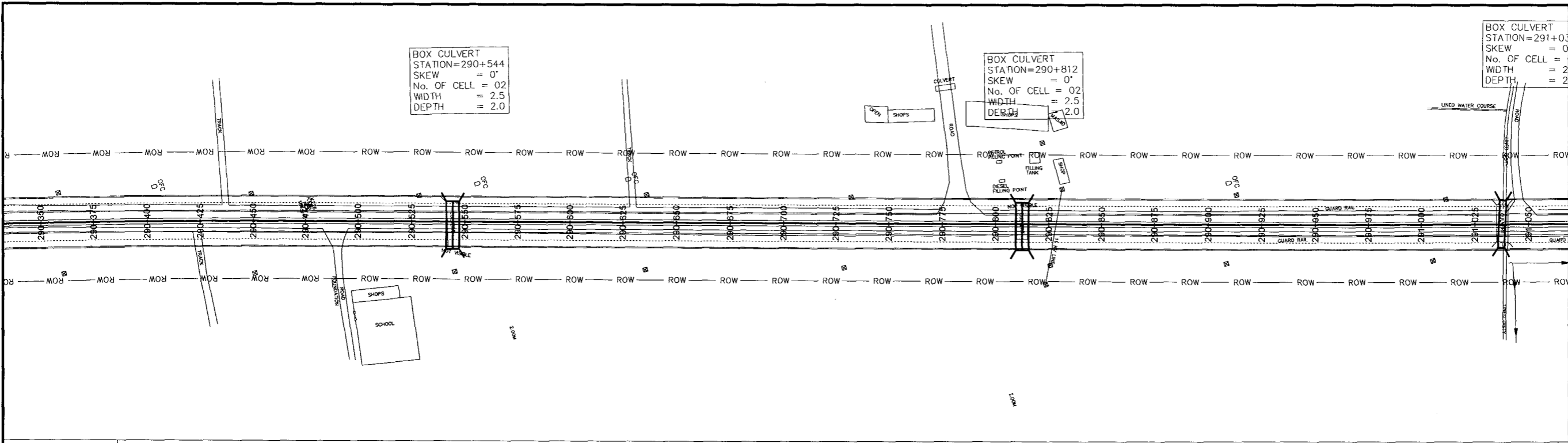
CLIENT:
 NATIONAL HIGHWAYS
 AUTHORITY (NHA)

- CONSULTANTS:
- MINCONSULT SDN BHD
In Joint Venture With
 - SAMAN CORPORATION
 - SHELADIA ASSOCIATES
 - CEC
 - AAA
 - ACE
 - AA
 - ACC

DRAWING TITLE:
 PLAN & PROFILE
 289+683.92 - 290+361.35

DESIGN BY: A.S	SHEET NO: 87 of 157
DRAWN BY: S.A	SCALE: H = 1:2000 V = 1:100
CHECKED BY: A.S	DATE: APRIL, 2024
APPROVED BY:	REVISION:

CAD FILE NAME:
CAREC/T-III/TD/031





BOX CULVERT
 STATION=290+544
 SKEW = 0°
 No. OF CELL = 02
 WIDTH = 2.5
 DEPTH = 2.0

BOX CULVERT
 STATION=290+812
 SKEW = 0°
 No. OF CELL = 02
 WIDTH = 2.5
 DEPTH = 2.0

BOX CULVERT
 STATION=291+038
 SKEW = 0°
 No. OF CELL = 02
 WIDTH = 2.5
 DEPTH = 2.0

NOTES
 1- ALL DIMENSIONS AND ARE IN METERS.

LEGEND



REV.	REVISION/ISSUE	DATE

PROJECT:
 CONSTRUCTION OF DG KHAN - DI KHAN
 SECTION OF N-55 AS 4-LANE HIGHWAY
 (208 km)
 PACKAGE-2
 (Km 233+200 TO Km 329+700)

CLIENT:
 NATIONAL HIGHWAYS AUTHORITY (NHA)

- CONSULTANTS:**
- MINCONSULT. SDN BHD
In Joint Venture With
 - SAMAN CORPORATION
 - SHELADIA ASSOCIATES
 - CEC
 - AAA
 - ACE
 - AA
 - ACC

DRAWING TITLE:
 PLAN & PROFILE
 290+361.35 - 291+038.77

DESIGN BY: A.S	SHEET NO: 88 of 157
DRAWN BY: S.A	SCALE: H = 1:2000 V = 1:100
CHECKED BY: A.S	DATE: APRIL, 2024
APPROVED BY:	REVISION:

CAD FILE NAME:
CAREC/T-III/TD/031

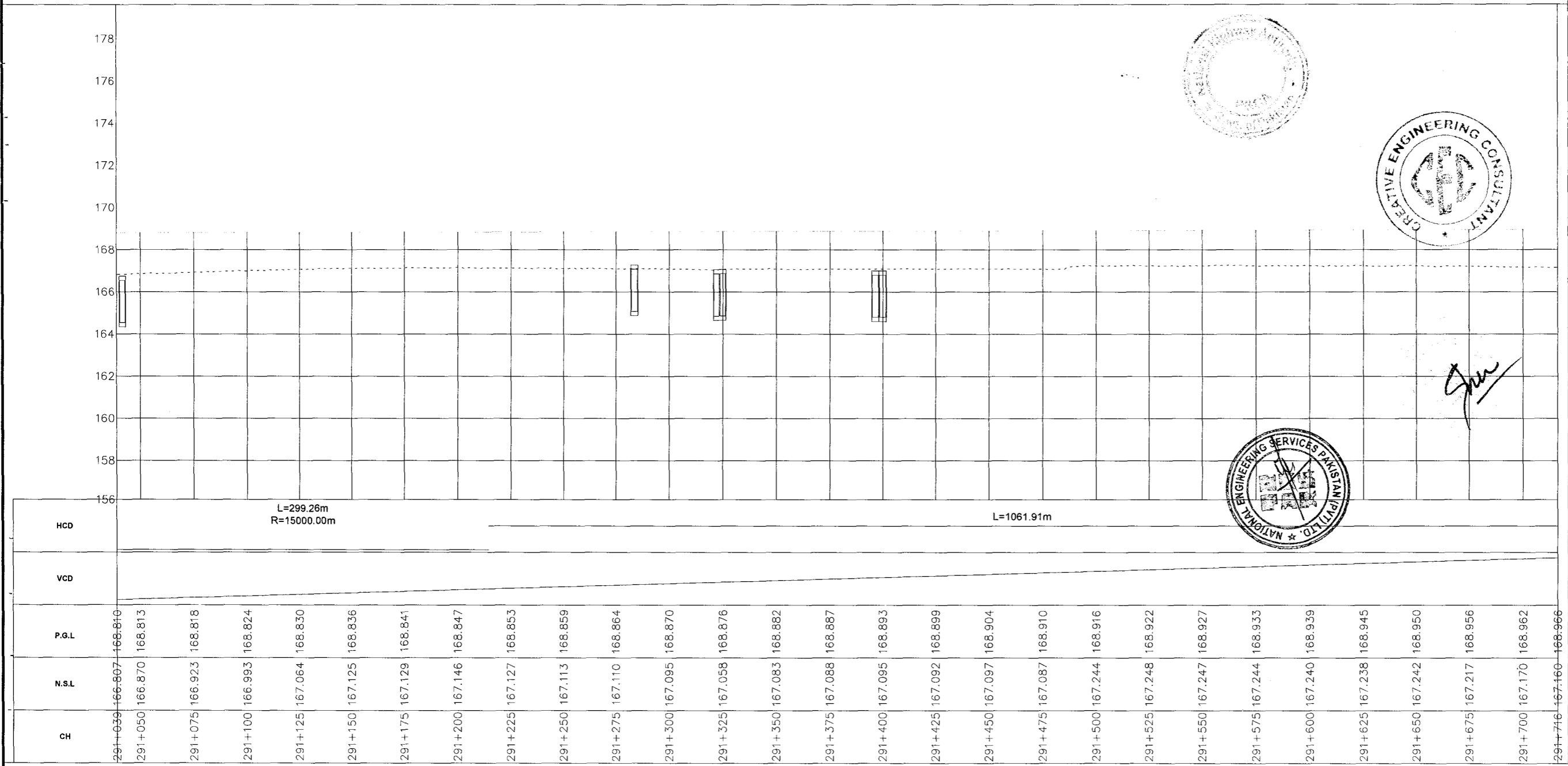
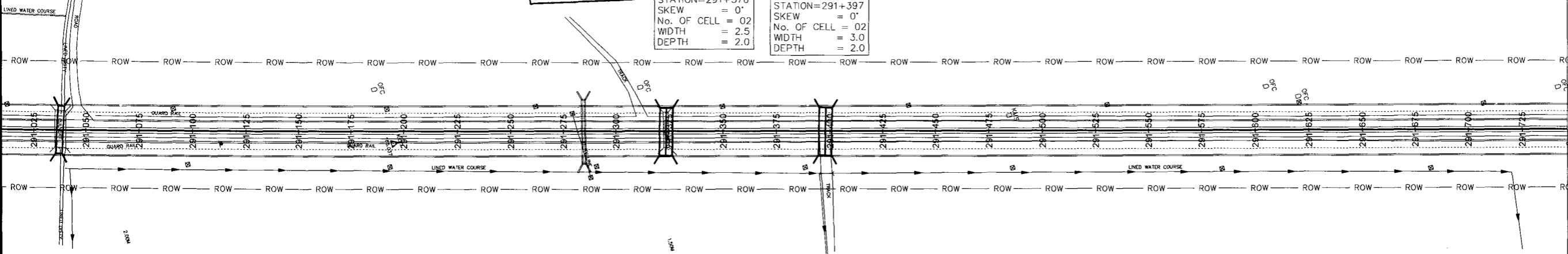
Station	CH	N.S.L	P.G.L	VCD	HCD
290+361	166.198	168.655			
290+375	166.194	168.658			
290+400	166.222	168.663			
290+425	166.267	168.669			
290+450	166.285	168.675			
290+475	166.314	168.681			
290+500	166.276	168.686			
290+525	166.215	168.692			
290+550	166.182	168.698			
290+575	166.165	168.704			
290+600	166.104	168.709			
290+625	166.006	168.715			
290+650	165.963	168.721			
290+675	165.895	168.727			
290+700	165.879	168.732			
290+725	165.926	168.738			
290+750	165.998	168.744			
290+775	166.082	168.750			
290+800	166.133	168.755			
290+825	166.215	168.761			
290+850	166.295	168.767			
290+875	166.381	168.772			
290+900	166.434	168.778			
290+925	166.546	168.784			
290+950	166.572	168.790			
290+975	166.636	168.795			
291+000	166.742	168.801			
291+025	166.793	168.807			
291+039	166.807	168.810			

BOX CULVERT
 STATION=291+036
 SKEW = 0°
 No. OF CELL = 01
 WIDTH = 2.5
 DEPTH = 2.0

BOX CULVERT
 STATION = 291+285
 SKEW = 0°
 No. OF CELL = 01
 WIDTH = 3.0
 DEPTH = 2.0

BOX CULVERT
 STATION=291+376
 SKEW = 0°
 No. OF CELL = 02
 WIDTH = 2.5
 DEPTH = 2.0

BOX CULVERT
 STATION=291+397
 SKEW = 0°
 No. OF CELL = 02
 WIDTH = 3.0
 DEPTH = 2.0



NOTES
 1. ALL DIMENSIONS AND ARE IN METERS.

LEGEND

REV	REVISION/ISSUE	DATE

PROJECT:
 CONSTRUCTION OF DG KHAN - DI KHAN SECTION OF N-55 AS 4-LANE HIGHWAY (208 km)
 PACKAGE-2
 (Km 233+200 TO Km 329+700)

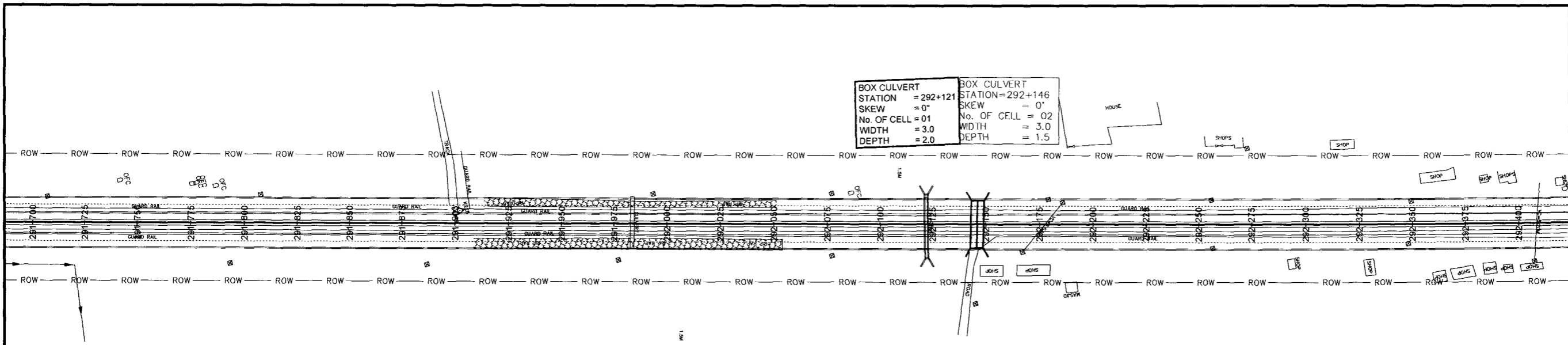
CLIENT:
 NATIONAL HIGHWAYS AUTHORITY (NHA)

CONSULTANTS:
 MINCONSULT SDN BHD
 In Joint Venture With
 SAMAN CORPORATION
 SIELADIA ASSOCIATES
 CEC
 AAA
 ACE
 AA
 ACC

DRAWING TITLE:
 PLAN & PROFILE
 291+038.77 - 291+716.19

DESIGN BY: A.S	SHEET NO: 89 of 157
DRAWN BY: S.A	SCALE: H = 1:2000 V = 1:100
CHECKED BY: A.S	DATE: APRIL, 2024
APPROVED BY:	REVISION:

CAD FILE NAME:
CAREC/T-III/TD/031



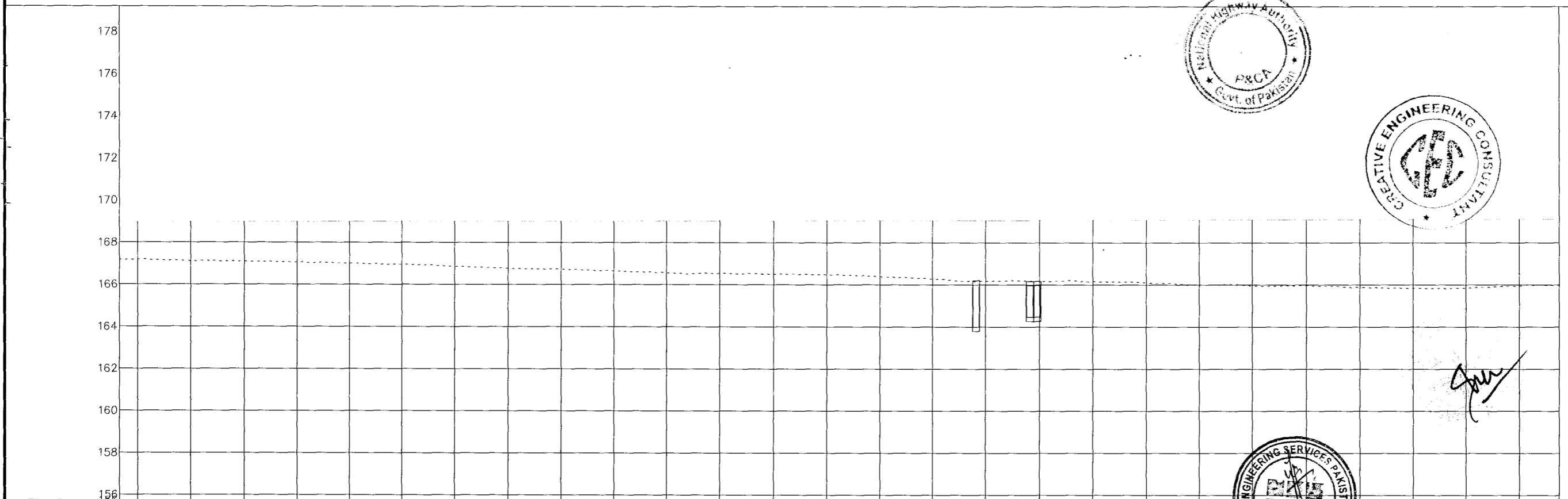


BOX CULVERT	BOX CULVERT
STATION = 292+121	STATION = 292+146
SKEW = 0°	SKEW = 0°
No. OF CELL = 01	No. OF CELL = 02
WIDTH = 3.0	WIDTH = 3.0
DEPTH = 2.0	DEPTH = 1.5

NOTES

1- ALL DIMENSIONS AND ARE IN METERS.

LEGEND



REV	REVISION/ISSUE	DATE

PROJECT:

CONSTRUCTION OF DG KHAN - DI KHAN
SECTION OF N-55 AS 4-LANE HIGHWAY
(208 km)
PACKAGE-2
(Km 233+200 TO Km 329+700)

CLIENT:

NATIONAL HIGHWAYS
AUTHORITY (NHA)

- CONSULTANTS:**
- MINCONSULT. SDN BHD
In Joint Venture With
 - SAMAN CORPORATION
 - SHELADIA ASSOCIATES
 - CEC
 - AAA
 - ACE
 - AA
 - ACC

DRAWING TITLE:

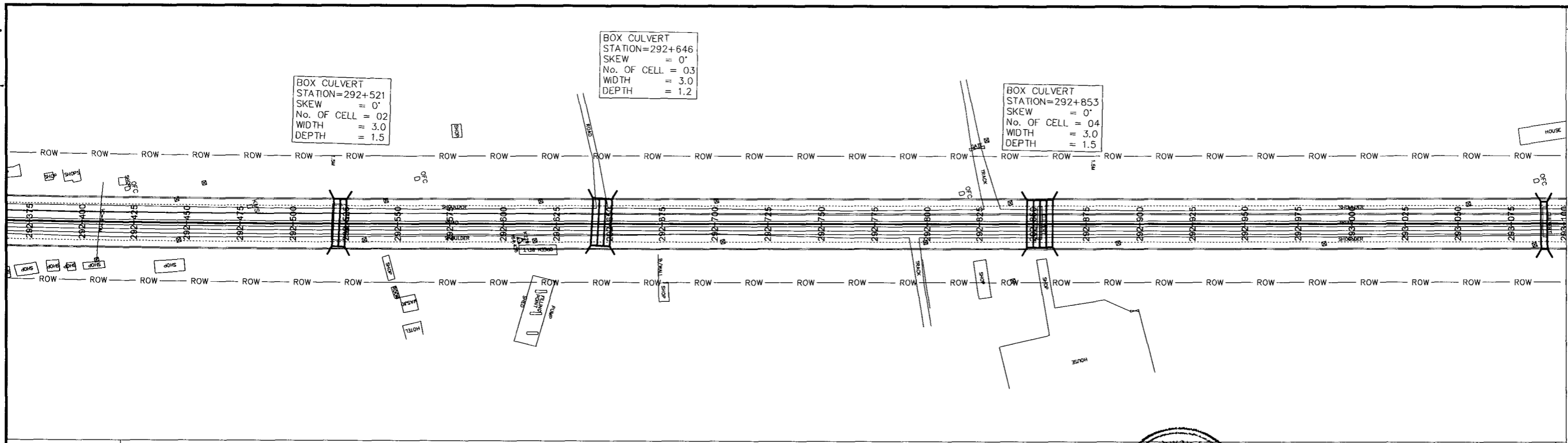
PLAN & PROFILE
291+716.19 - 292+393.61

DESIGN BY:	SHEET NO:
A.S	90 of 157
DRAWN BY:	SCALE:
S.A	H = 1:2000 V = 1:100
CHECKED BY:	DATE:
A.S	APRIL, 2024
APPROVED BY:	REVISION:

CAD FILE NAME:

CAREC/T-III/TD/031

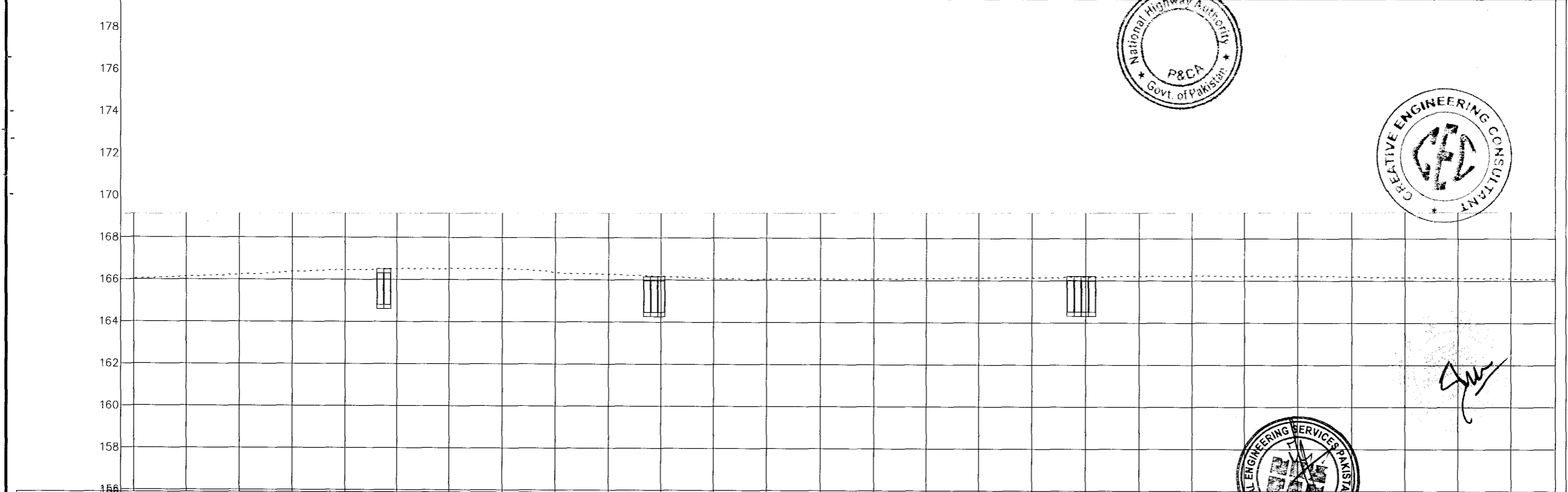
CH	P.G.L	N.S.L	H.C.D	V.C.D
291+716	167.160	168.966	L=1061.91m	L=261.22m R=10000.00m
291+725	167.192	168.968		
291+750	167.119	168.973		
291+775	167.083	168.979		
291+800	167.068	168.985		
291+825	166.990	168.991		
291+850	166.959	168.996		
291+875	166.857	169.002		
291+900	166.766	169.008		
291+925	166.724	169.014		
291+950	166.652	169.019		
291+975	166.564	169.025		
292+000	166.539	169.031		
292+025	166.505	169.036		
292+050	166.470	169.042		
292+075	166.392	169.048		
292+100	166.275	169.054		
292+125	166.161	169.059		
292+150	166.184	169.065		
292+175	166.146	169.071		
292+200	166.100	169.077		
292+225	166.010	169.082		
292+250	165.968	169.088		
292+275	165.969	169.094		
292+300	165.879	169.100		
292+325	165.842	169.105		
292+350	165.834	169.111		
292+375	165.952	169.117		
292+394	165.989	169.121		





BOX CULVERT
STATION=292+521
SKEW = 0'
No. OF CELL = 02
WIDTH = 3.0
DEPTH = 1.5

BOX CULVERT
STATION=292+646
SKEW = 0'
No. OF CELL = 03
WIDTH = 3.0
DEPTH = 1.2

BOX CULVERT
STATION=292+853
SKEW = 0'
No. OF CELL = 04
WIDTH = 3.0
DEPTH = 1.5



CH	N.S.L	P.G.L
292+394	165.989	169.121
292+400	166.031	169.123
292+425	166.133	169.128
292+450	166.230	169.134
292+475	166.375	169.140
292+500	166.452	169.145
292+525	166.496	169.151
292+550	166.527	169.157
292+575	166.525	169.163
292+600	166.363	169.168
292+625	166.254	169.174
292+650	166.174	169.180
292+675	166.081	169.186
292+700	166.056	169.191
292+725	166.066	169.197
292+750	166.074	169.203
292+775	166.093	169.209
292+800	166.145	169.214
292+825	166.151	169.220
292+850	166.172	169.226
292+875	166.224	169.232
292+900	166.237	169.237
292+925	166.205	169.243
292+950	166.234	169.249
292+975	166.184	169.255
293+000	166.160	169.260
293+025	166.139	169.266
293+050	166.123	169.272
293+071	166.094	169.277



NOTES
1.- ALL DIMENSIONS AND ARE IN METERS

LEGEND

REV.	REVISION/ISSUE	DATE

PROJECT:
CONSTRUCTION OF DG KHAN - DI KHAN SECTION OF N-55 AS 4-LANE HIGHWAY (208 km)
PACKAGE-2
(Km 233+200 TO Km 329+700)

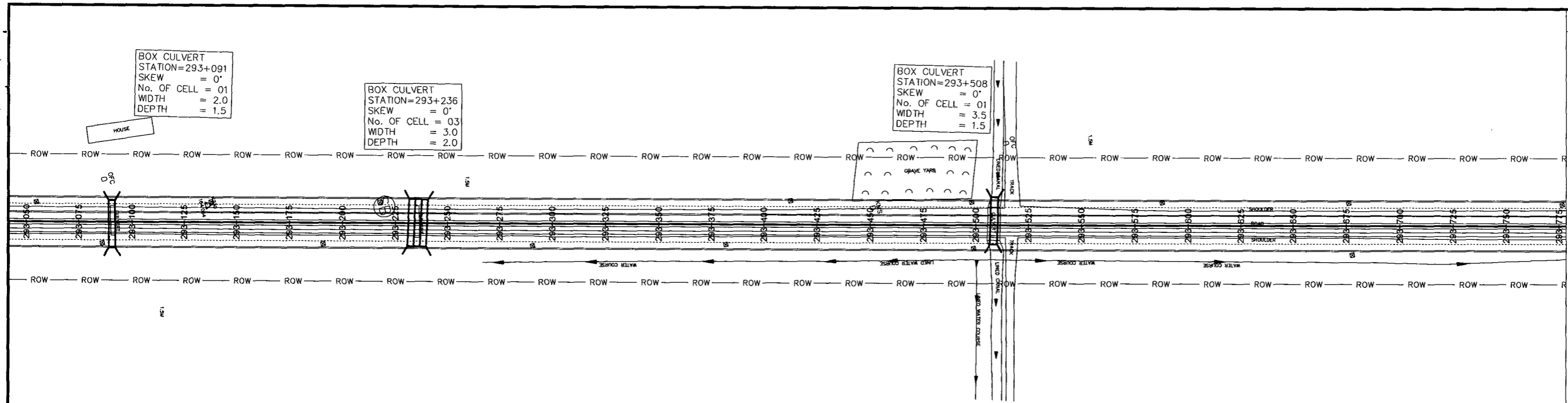
CLIENT:
NATIONAL HIGHWAYS AUTHORITY (NHA)

CONSULTANTS:
MINCONSULT. SDN BHD
In Joint Venture With
SAMAN CORPORATION
SHELADIA ASSOCIATES
CEC
AAA
ACE
AA
ACC

DRAWING TITLE:
PLAN & PROFILE
292+393.61 - 293+071.04

DESIGN BY: A.S	SHEET NO: 91 of 157
DRAWN BY: S.A	SCALE: H = 1:2000 V = 1:100
CHECKED BY: A.S	DATE: APRIL, 2024
APPROVED BY:	REVISION:

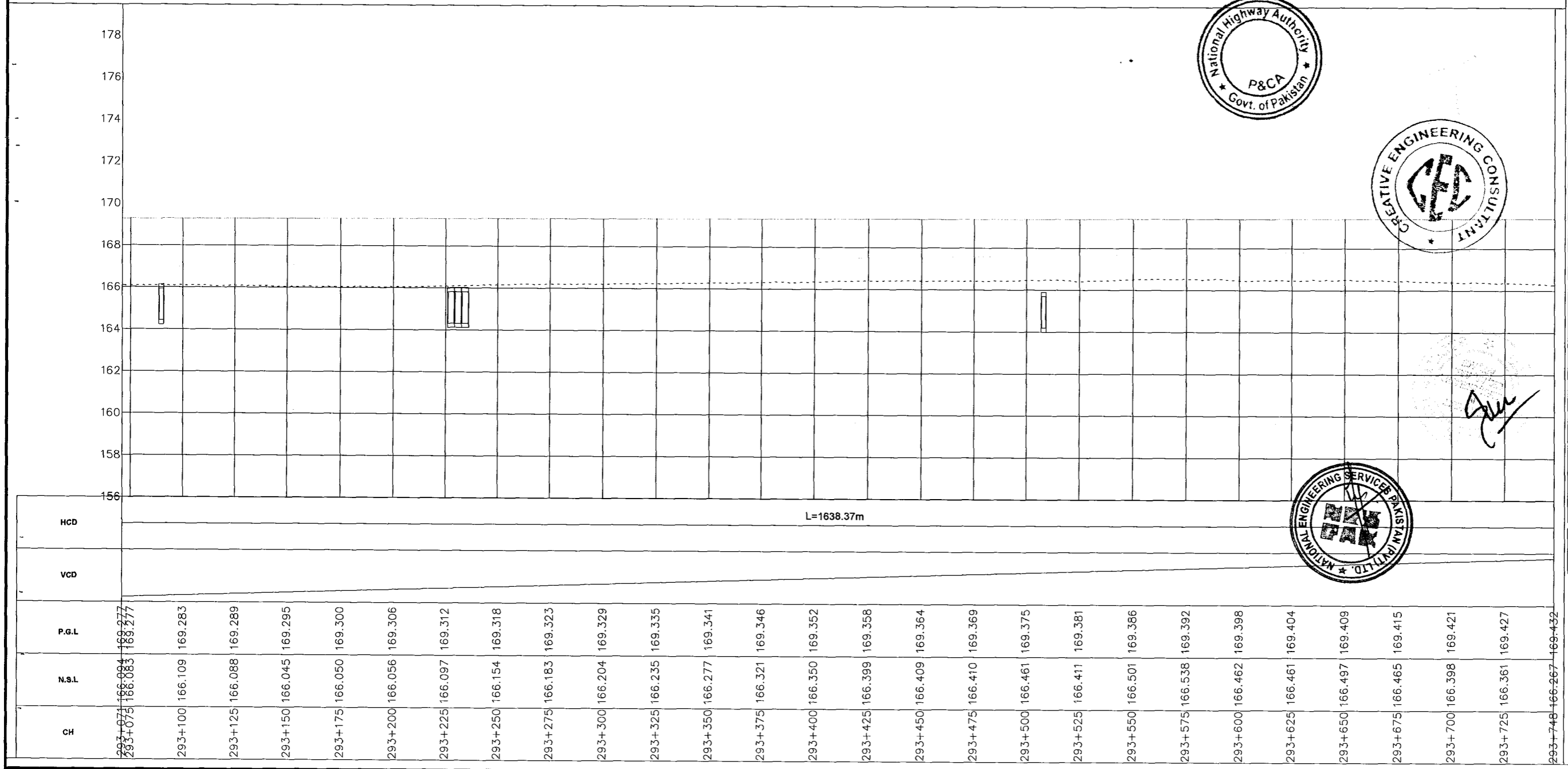
CAD FILE NAME:
CAREC/T-III/TD/031






BOX CULVERT
STATION=293+091
SKEW = 0'
No. OF CELL = 01
WIDTH = 2.0
DEPTH = 1.5

BOX CULVERT
STATION=293+236
SKEW = 0'
No. OF CELL = 03
WIDTH = 3.0
DEPTH = 2.0

BOX CULVERT
STATION=293+508
SKEW = 0'
No. OF CELL = 01
WIDTH = 3.5
DEPTH = 1.5



Station	CH	N.S.L	P.G.L
293+075	166.083	168.277	168.277
293+100	166.109	169.283	169.283
293+125	166.088	169.289	169.289
293+150	166.045	169.295	169.295
293+175	166.050	169.300	169.300
293+200	166.056	169.306	169.306
293+225	166.097	169.312	169.312
293+250	166.154	169.318	169.318
293+275	166.183	169.323	169.323
293+300	166.204	169.329	169.329
293+325	166.235	169.335	169.335
293+350	166.277	169.341	169.341
293+375	166.321	169.346	169.346
293+400	166.350	169.352	169.352
293+425	166.399	169.358	169.358
293+450	166.409	169.364	169.364
293+475	166.410	169.369	169.369
293+500	166.461	169.375	169.375
293+525	166.411	169.381	169.381
293+550	166.501	169.386	169.386
293+575	166.538	169.392	169.392
293+600	166.462	169.398	169.398
293+625	166.461	169.404	169.404
293+650	166.497	169.409	169.409
293+675	166.465	169.415	169.415
293+700	166.398	169.421	169.421
293+725	166.361	169.427	169.427
293+748	166.267	169.432	169.432



NOTES
1- ALL DIMENSIONS AND ARE IN METERS.

LEGEND

REV.	REVISION/ISSUE	DATE

PROJECT:
CONSTRUCTION OF DG KHAN - DI KHAN
SECTION OF N-55 AS 4-LANE HIGHWAY
(208 km)
PACKAGE-2
(Km 233+200 TO Km 329+700)

CLIENT:
NATIONAL HIGHWAYS
AUTHORITY (NHA)

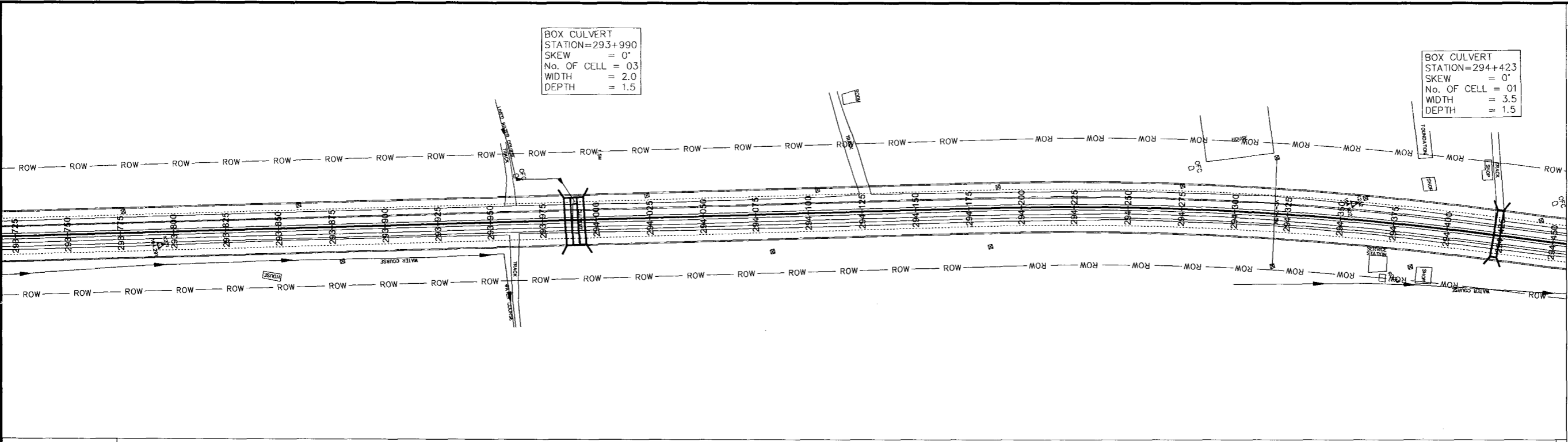
CONSULTANTS:

- MINCONSULT. SDN BHD
In Joint Venture With
- SAMAN CORPORATION
- SHELADIA ASSOCIATES
- CEC
- AAA
- ACE
- AA
- ACC

DRAWING TITLE:
PLAN & PROFILE
293+071.04 - 293+748.46

DESIGN BY: A.S	SHEET NO: 92 of 157
DRAWN BY: S.A	SCALE: H = 1:2000 V = 1:100
CHECKED BY: A.S	DATE: APRIL, 2024
APPROVED BY:	REVISION:

CAD FILE NAME:
CAREC/T-III/TD/031






BOX CULVERT
 STATION=293+990
 SKEW = 0°
 No. OF CELL = 03
 WIDTH = 2.0
 DEPTH = 1.5

BOX CULVERT
 STATION=294+423
 SKEW = 0°
 No. OF CELL = 01
 WIDTH = 3.5
 DEPTH = 1.5

NOTES
 1- ALL DIMENSIONS AND ARE IN METERS

LEGEND



REV.	REVISION/ISSUE	DATE

PROJECT:
 CONSTRUCTION OF DG KHAN - DI KHAN
 SECTION OF N-55 AS 4-LANE HIGHWAY
 (208 km)
 PACKAGE-2
 (Km 233+200 TO Km 329+700)

CLIENT:
 NATIONAL HIGHWAYS AUTHORITY (NHA)

- CONSULTANTS:**
- MINCONSULT SDN BHD
In Joint Venture With
 - SAMAN CORPORATION
 - SHELADIA ASSOCIATES
 - CEC
 - AAA
 - ACE
 - AA
 - ACC

DRAWING TITLE:
 PLAN & PROFILE
 293+748.46 - 294+425.88

DESIGN BY: A.S	SHEET NO: 93 of 157
DRAWN BY: S.A	SCALE: H = 1:2000 V = 1:100
CHECKED BY: A.S	DATE: APRIL, 2024
APPROVED BY:	REVISION:


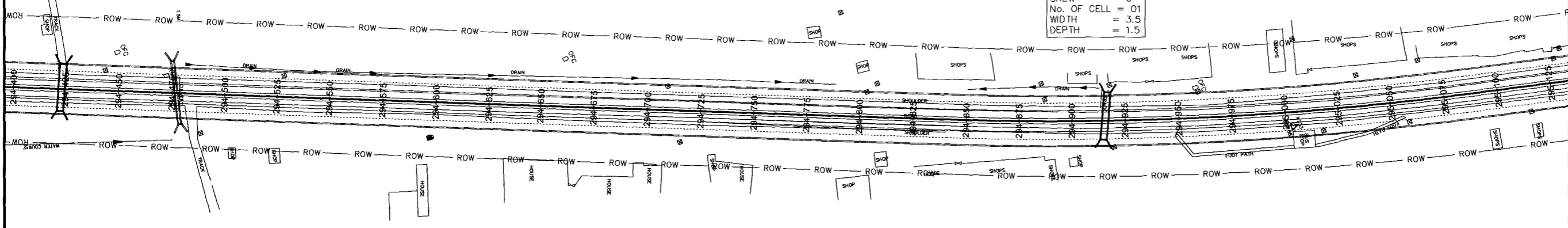
CAD FILE NAME:
 CAREC/T-III/TD/031

CH	N.S.L	P.G.L
293+725	166.267	169.432
293+775	166.220	169.438
293+800	166.142	169.444
293+825	166.210	169.450
293+850	166.161	169.455
293+875	166.133	169.461
293+900	166.089	169.467
293+925	166.042	169.473
293+950	166.018	169.478
293+975	166.045	169.484
294+000	166.071	169.490
294+025	166.063	169.496
294+050	166.089	169.501
294+075	166.163	169.507
294+100	166.223	169.513
294+125	166.177	169.518
294+150	166.233	169.524
294+175	166.201	169.530
294+200	166.248	169.536
294+225	166.249	169.541
294+250	166.250	169.547
294+275	166.247	169.553
294+300	166.240	169.559
294+325	166.282	169.564
294+350	166.336	169.570
294+375	166.419	169.576
294+400	166.473	169.582
294+425	166.569	169.588


CULVERT
 DN=294+423
 = 0°
 CELL = 01
 = 3.5
 = 1.5

BOX CULVERT
 STATION = 294+477
 SKEW = 0°
 No. OF CELL = 01
 WIDTH = 3.0
 DEPTH = 1.5

BOX CULVERT
 STATION=294+915
 SKEW = 0°
 No. OF CELL = 01
 WIDTH = 3.5
 DEPTH = 1.5



Station	P.G.L	N.S.L	CH
294+426	166.563	169.588	
294+450	166.551	169.593	
294+475	166.651	169.599	
294+500	166.717	169.605	
294+525	166.826	169.610	
294+550	166.933	169.616	
294+575	167.014	169.622	
294+600	167.056	169.627	
294+625	167.193	169.633	
294+650	167.324	169.639	
294+675	167.355	169.645	
294+700	167.472	169.650	
294+725	167.602	169.656	
294+750	167.693	169.662	
294+775	167.775	169.668	
294+800	167.831	169.673	
294+825	167.931	169.679	
294+850	168.051	169.685	
294+875	168.066	169.691	
294+900	168.173	169.696	
294+925	168.131	169.702	
294+950	168.171	169.708	
294+975	168.198	169.714	
295+000	168.198	169.719	
295+025	168.225	169.725	
295+050	168.272	169.731	
295+075	168.323	169.737	
295+100	168.396	169.743	



Signature

NOTES

1- ALL DIMENSIONS AND ARE IN METERS.

LEGEND

REV.	REVISION/ISSUE	DATE

PROJECT:
 CONSTRUCTION OF DG KHAN - DI KHAN
 SECTION OF N-55 AS 4-LANE HIGHWAY
 (208 km)
 PACKAGE-2
 (Km 233+200 TO Km 329+700)



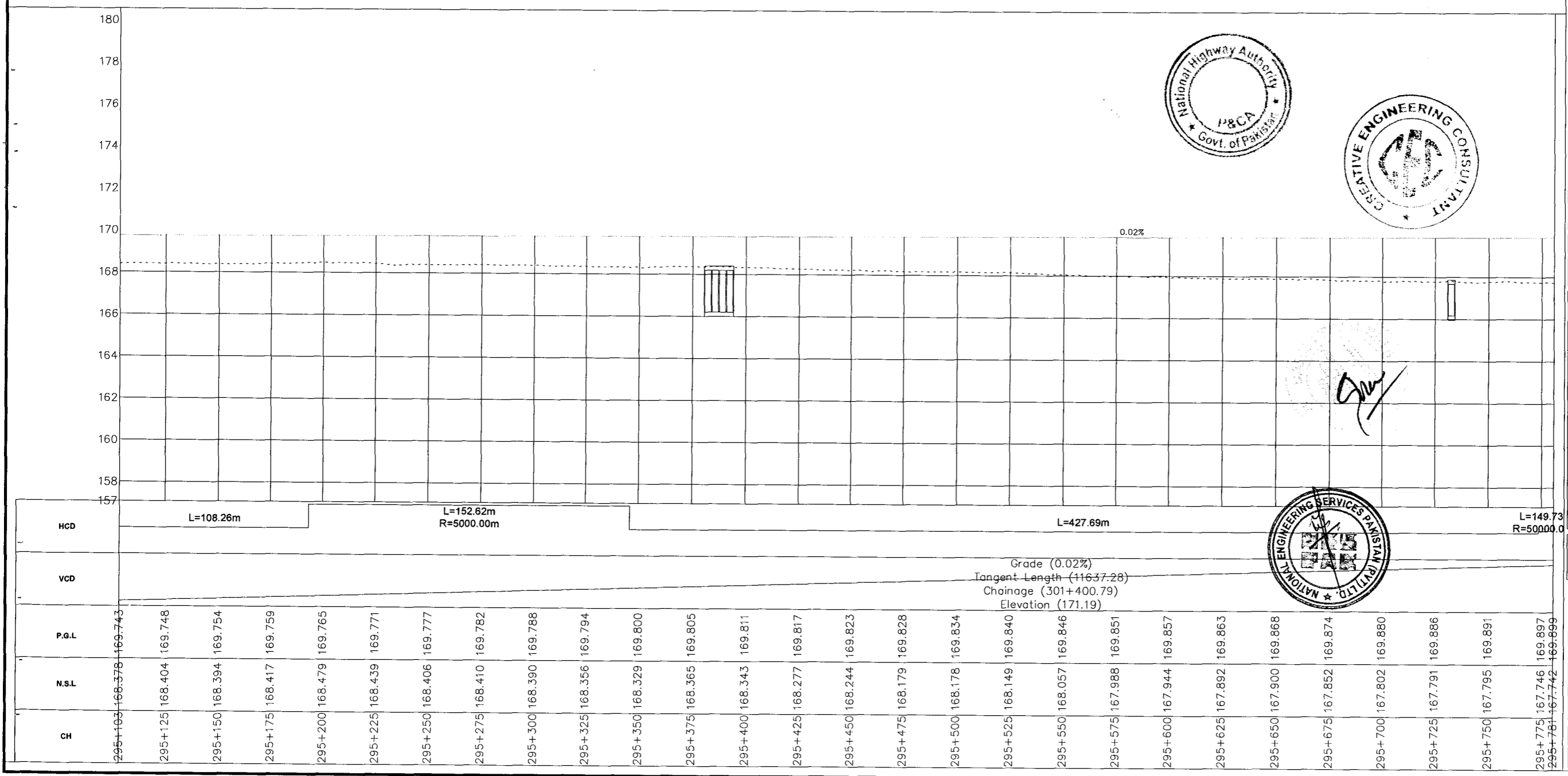
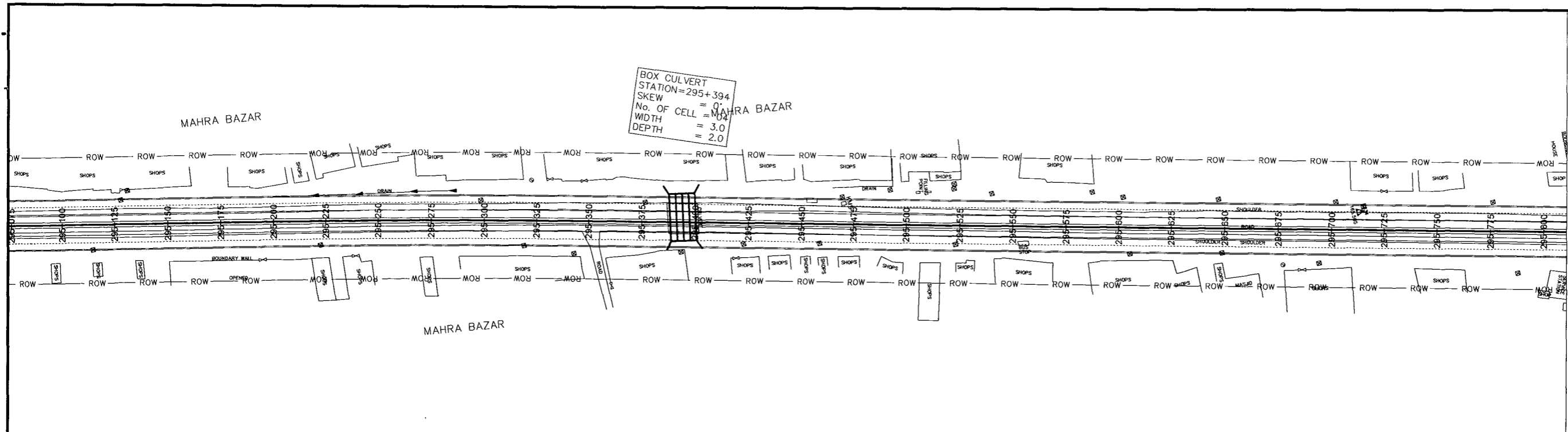
CLIENT:
 NATIONAL HIGHWAYS AUTHORITY (NHA)

- CONSULTANTS:
- MINCONSULT. SDN BHD
In Joint Venture With
 - SAMAN CORPORATION
 - SHELADIA ASSOCIATES
 - CEC
 - AAA
 - ACE
 - AA
 - ACC

DRAWING TITLE:
 PLAN & PROFILE
 294+425.88 - 295+103.31

DESIGN BY: A.S	SHEET NO: 94 of 157
DRAWN BY: S.A	SCALE: H = 1:2000 V = 1:100
CHECKED BY: A.S	DATE: APRIL, 2024
APPROVED BY:	REVISION:

CAD FILE NAME:
CAREC/T-III/TD/031



NOTES
1.- ALL DIMENSIONS AND ARE IN METERS.

LEGEND

REV.	REVISION/ISSUE	DATE

PROJECT:
CONSTRUCTION OF DG KHAN - DI KHAN SECTION OF N-55 AS 4-LANE HIGHWAY (208 km)
PACKAGE-2
(Km 233+200 TO Km 329+700)



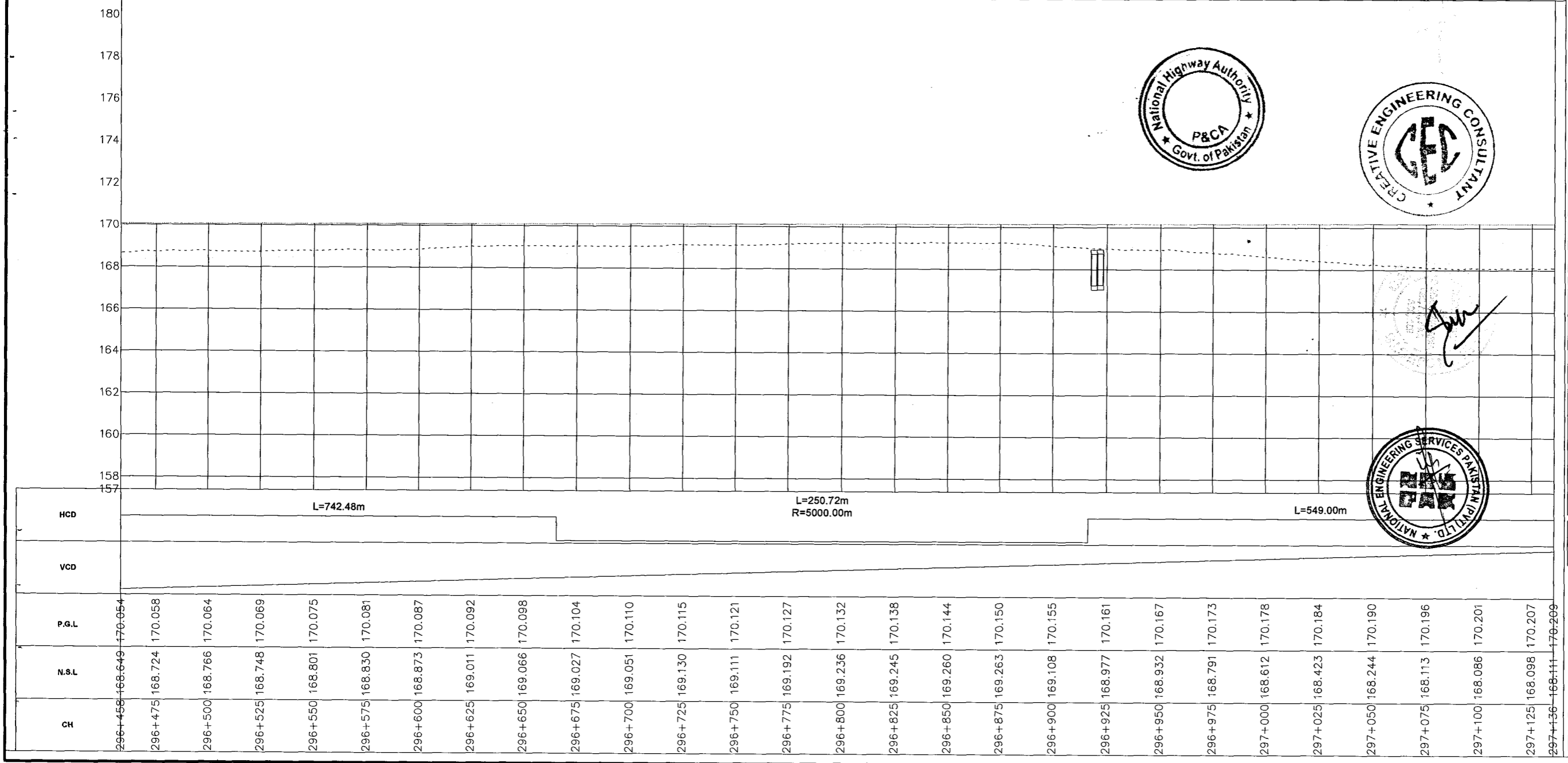
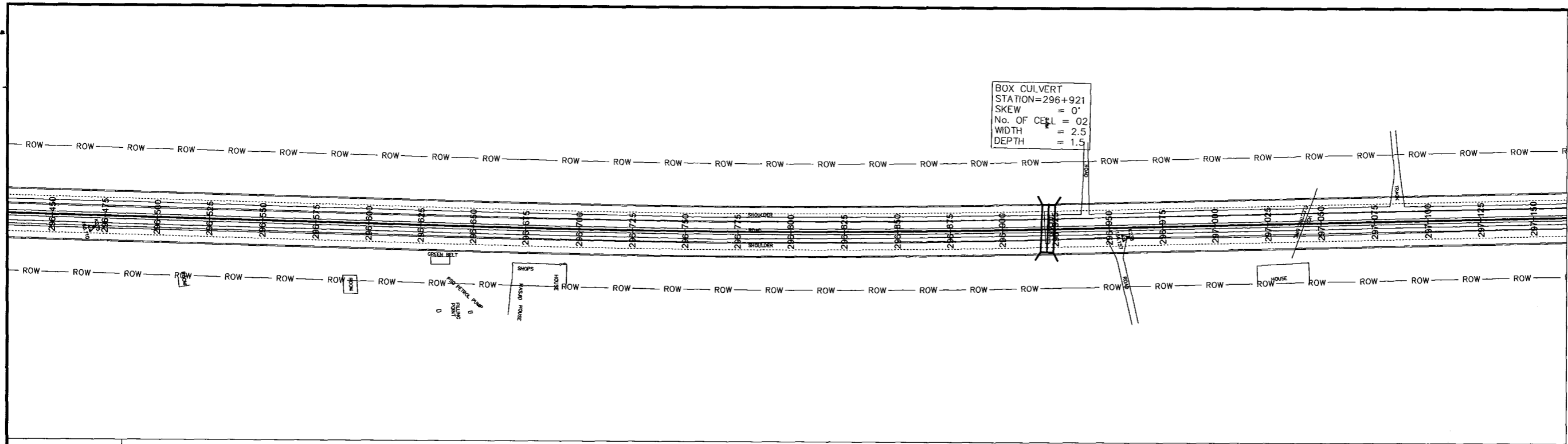
CLIENT:
NATIONAL HIGHWAYS AUTHORITY (NHA)

CONSULTANTS:
MINCONSULT. SDN BHD
In Joint Venture With
SAMAN CORPORATION
SHELADIA ASSOCIATES
CEC
AAA
ACE
AA
ACC

DRAWING TITLE:
PLAN & PROFILE
295+103.31 - 295+780.73

DESIGN BY: A.S	SHEET NO: 95 of 157
DRAWN BY: S.A	SCALE: H = 1:2000 V = 1:100
CHECKED BY: A.S	DATE: APRIL, 2024
APPROVED BY:	REVISION:

CAD FILE NAME:
CAREC/T-III/TD/031



NOTES
1:- ALL DIMENSIONS AND ARE IN METERS.

LEGEND

REV.	REVISION/ISSUE	DATE

PROJECT:
CONSTRUCTION OF DG KHAN - DI KHAN SECTION OF N-55 AS 4-LANE HIGHWAY (208 km)
PACKAGE-2
(Km 233+200 TO Km 329+700)

CLIENT:
NATIONAL HIGHWAYS AUTHORITY (NHA)

CONSULTANTS:

- MINCONSULT SDN BHD in Joint Venture With
- SAMAN CORPORATION
- SHELADIA ASSOCIATES
- CEC
- AAA
- ACE
- AA
- ACC



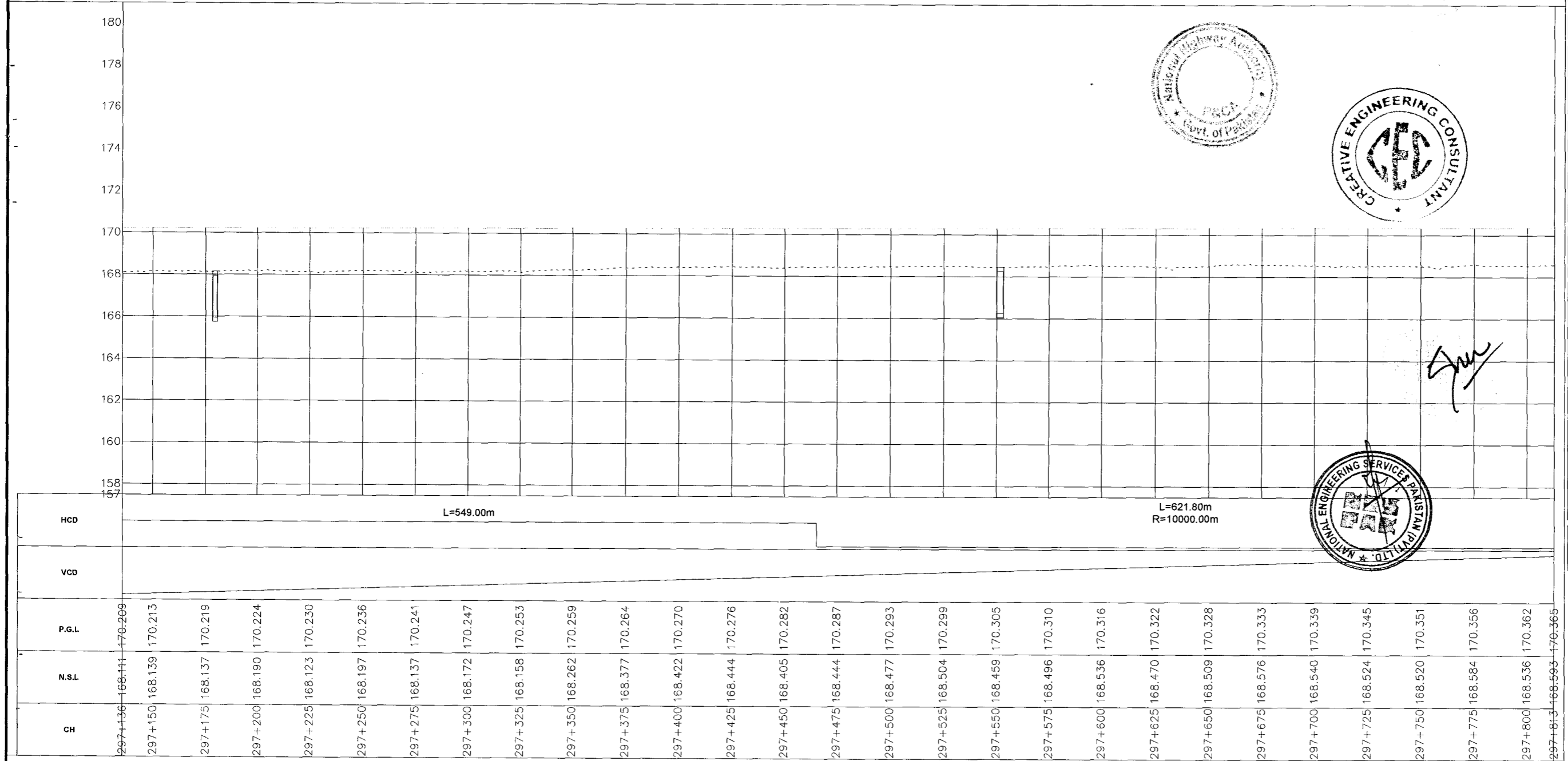
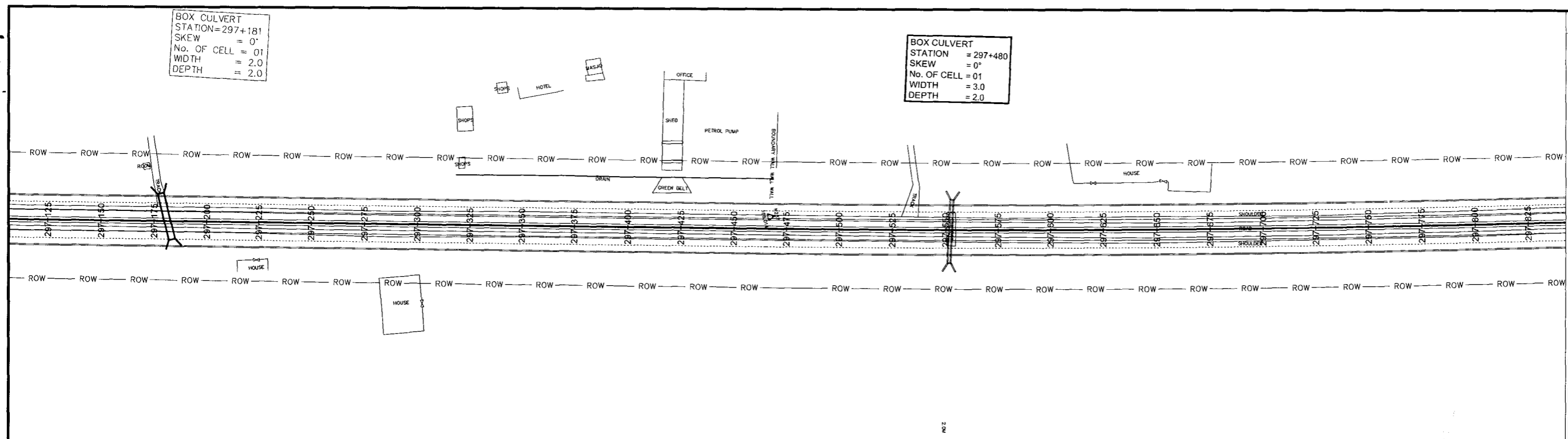
DRAWING TITLE:
PLAN & PROFILE
296+458.15 - 297+135.58

DESIGN BY: A.S	SHEET NO: 97 of 157
DRAWN BY: S.A	SCALE: H = 1:2000 V = 1:100
CHECKED BY: A.S	DATE: APRIL, 2024
APPROVED BY:	REVISION:

CAD FILE NAME:
CAREC/T-III/TD/031

BOX CULVERT
 STATION=297+181
 SKEW = 0°
 No. OF CELL = 01
 WIDTH = 2.0
 DEPTH = 2.0

BOX CULVERT
 STATION = 297+480
 SKEW = 0°
 No. OF CELL = 01
 WIDTH = 3.0
 DEPTH = 2.0



Signature

NOTES

1- ALL DIMENSIONS AND ARE IN METERS.

LEGEND

REV.	REVISION/ISSUE	DATE

PROJECT:
 CONSTRUCTION OF DG KHAN - DI KHAN
 SECTION OF N-55 AS 4-LANE HIGHWAY
 (208 km)
 PACKAGE-2
 (Km 233+200 TO Km 329+700)

CLIENT:
 NATIONAL HIGHWAYS
 AUTHORITY (NHA)

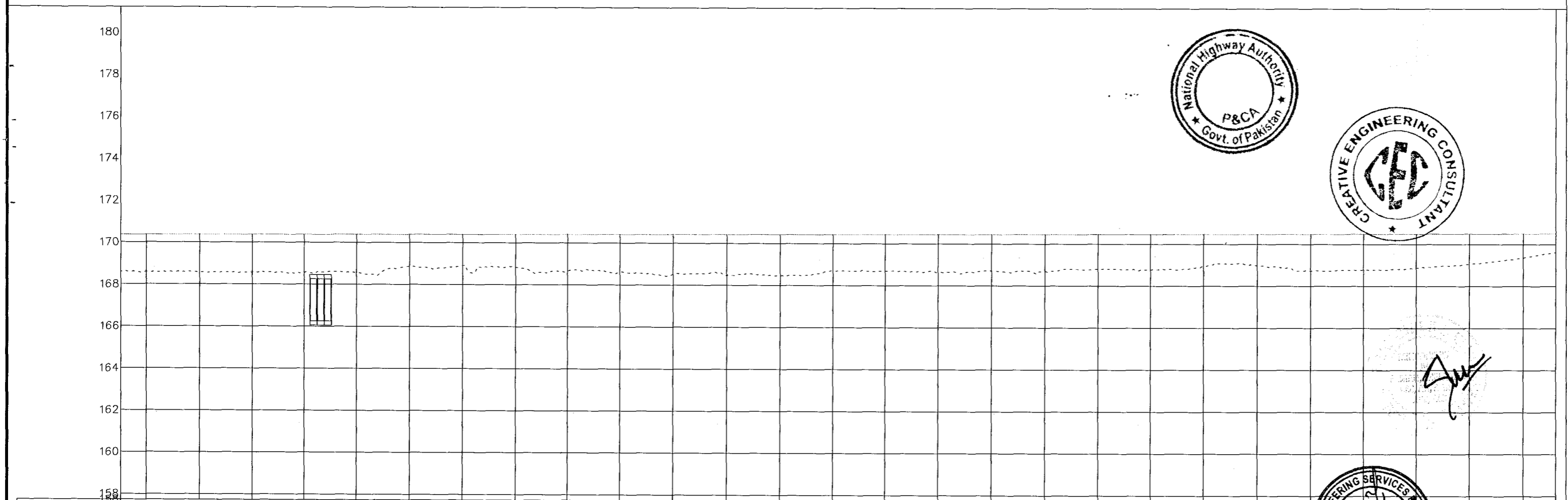
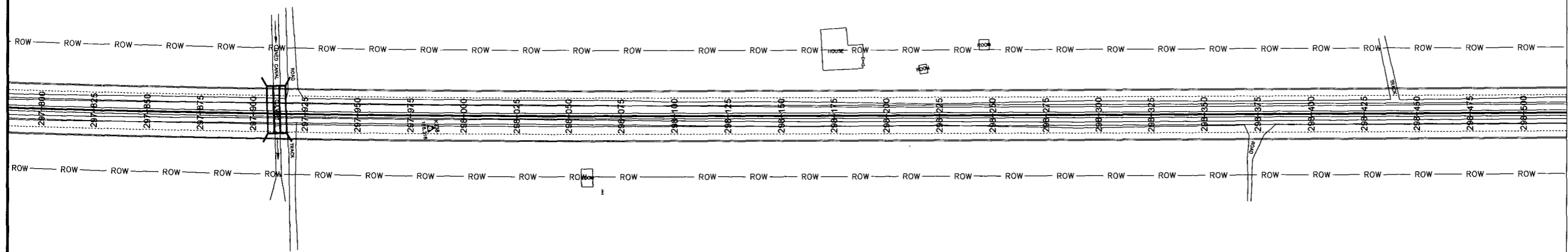
- CONSULTANTS:
- MINCONSULT SDN BHD
In Joint Venture With
 - SAMAN CORPORATION
 - SHELADIA ASSOCIATES
 - CEC
 - AAA
 - ACE
 - AA
 - ACC

DRAWING TITLE:
 PLAN & PROFILE
 297+135.58 - 297+813.00



DESIGN BY: A.S	SHEET NO: 98 of 157
DRAWN BY: S.A	SCALE: H = 1:2000 V = 1:100
CHECKED BY: A.S	DATE: APRIL, 2024
APPROVED BY:	REVISION:

CAD FILE NAME:
CAREC/T-III/TD/031

BOX CULVERT
 STATION=297+910
 SKEW = 0°
 No. OF CELL = 03
 WIDTH = 3.0
 DEPTH = 2.0



Station	CH	N.S.L	P.G.L
297+813	168.593	170.365	
297+825	168.583	170.368	
297+850	168.563	170.373	
297+875	168.585	170.379	
297+900	168.552	170.385	
297+925	168.565	170.391	
297+950	168.888	170.396	
297+975	168.908	170.402	
298+000	168.832	170.408	
298+025	168.658	170.414	
298+050	168.608	170.419	
298+075	168.524	170.425	
298+100	168.485	170.431	
298+125	168.462	170.437	
298+150	168.706	170.442	
298+175	168.713	170.448	
298+200	168.631	170.454	
298+225	168.718	170.460	
298+250	168.714	170.465	
298+275	168.799	170.471	
298+300	168.778	170.477	
298+325	168.923	170.482	
298+350	168.957	170.488	
298+375	168.742	170.494	
298+400	168.772	170.500	
298+425	168.884	170.505	
298+450	169.059	170.511	
298+475	169.353	170.517	
298+490	169.625	170.520	



NOTES
 1- ALL DIMENSIONS AND ARE IN METERS.

LEGEND

REV.	REVISION/ISSUE	DATE

PROJECT:
 CONSTRUCTION OF DG KHAN - DI KHAN SECTION OF N-55 AS 4-LANE HIGHWAY (208 km)
 PACKAGE-2
 (Km 233+200 TO Km 329+700)

CLIENT:
 NATIONAL HIGHWAYS AUTHORITY (NHA)

CONSULTANTS:

- MINCONSULT. SDN BHD In Joint Venture With
- SAMAN CORPORATION
- SHELADIA ASSOCIATES
- CEC
- AAA
- ACE
- AA
- ACC



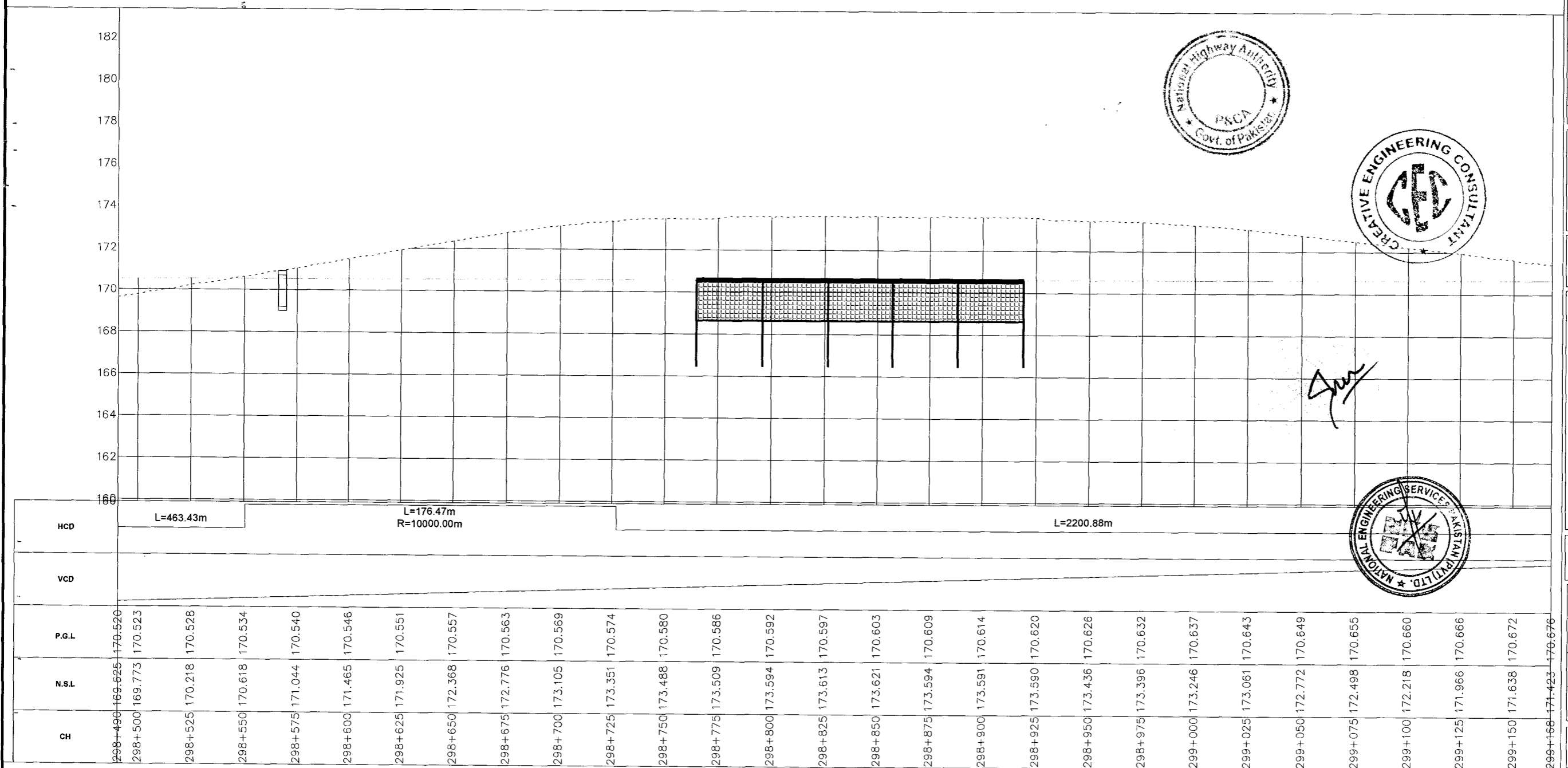
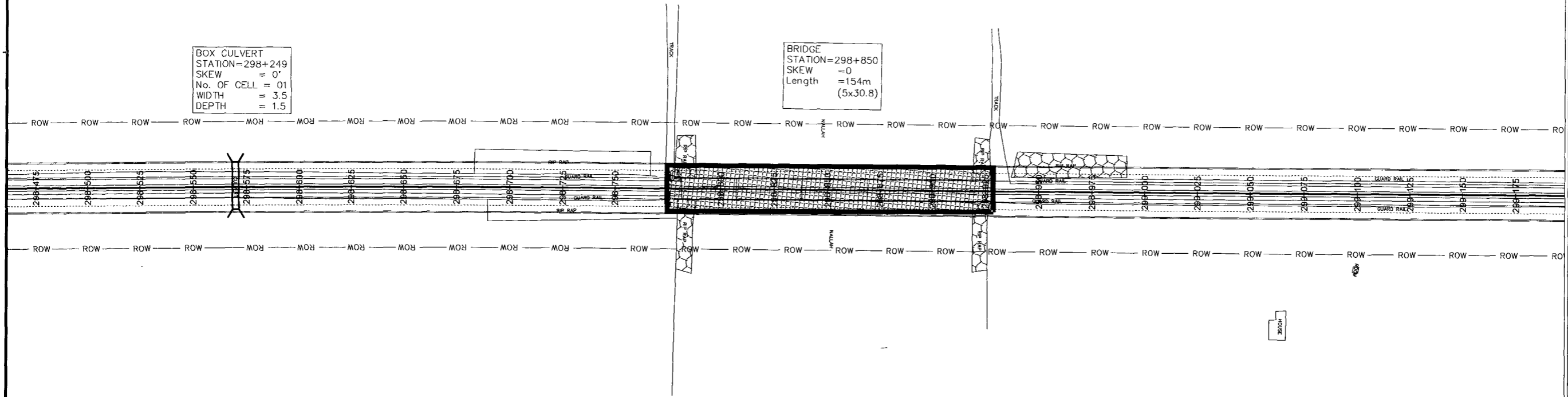
DRAWING TITLE:
 PLAN & PROFILE
 297+813.00 - 298+490.42

DESIGN BY: A.S	SHEET NO: 99 of 157
DRAWN BY: S.A	SCALE: H = 1:2000 V = 1:100
CHECKED BY: A.S	DATE: APRIL, 2024
APPROVED BY:	REVISION:

CAD FILE NAME:
CAREC/T-III/TD/031

BOX CULVERT
 STATION=298+249
 SKEW = 0°
 No. OF CELL = 01
 WIDTH = 3.5
 DEPTH = 1.5

BRIDGE
 STATION=298+850
 SKEW = 0
 Length = 154m
 (5x30.8)



NOTES

1- ALL DIMENSIONS AND ARE IN METERS.

LEGEND

REV.	REVISION/ISSUE	DATE

PROJECT:
 CONSTRUCTION OF DG KHAN - DI KHAN
 SECTION OF N-55 AS 4-LANE HIGHWAY
 (208 km)
 PACKAGE-2
 (Km 233+200 TO Km 329+700)

CLIENT:
 NATIONAL HIGHWAYS
 AUTHORITY (NHA)

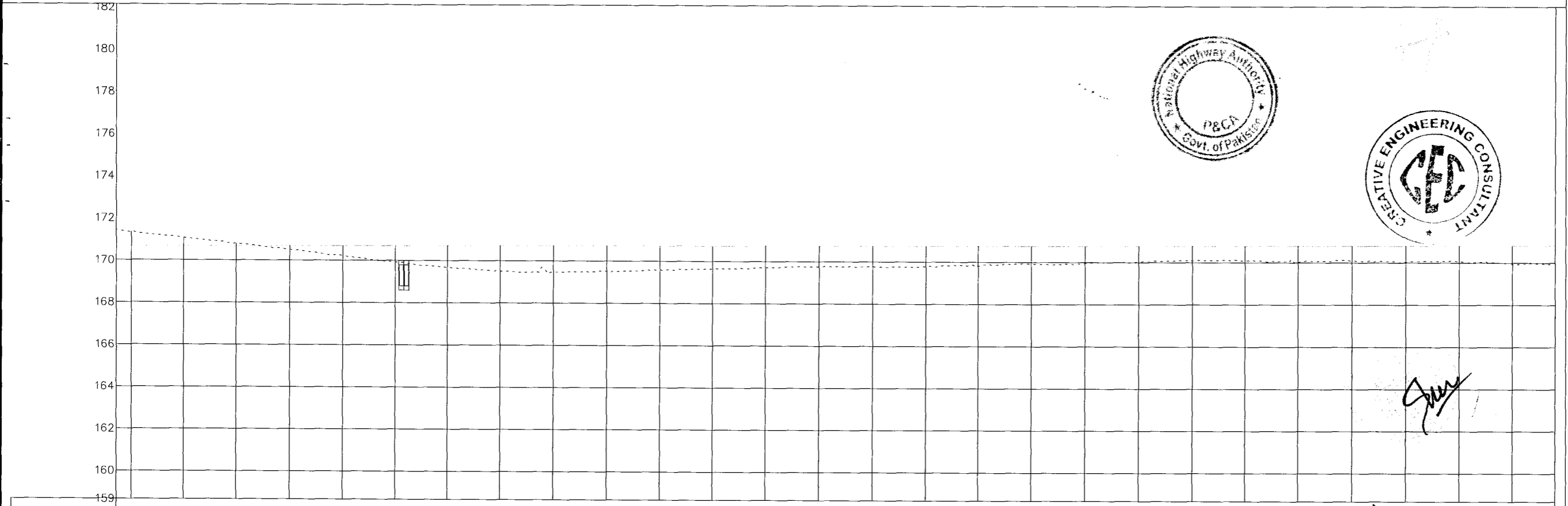
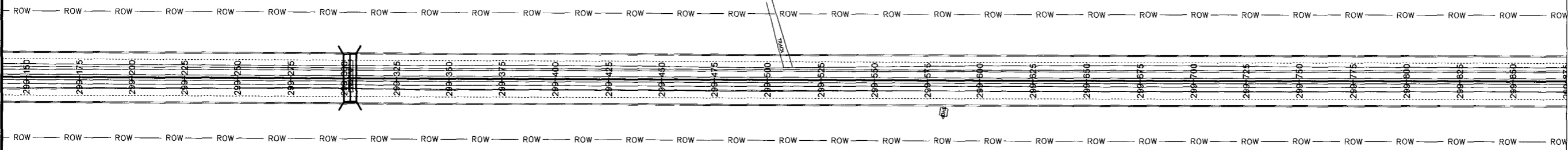
- CONSULTANTS:
- MINCONSULT. SDN BHD
In Joint Venture With
 - SAMAN CORPORATION
 - SHELDIA ASSOCIATES
 - CEC
 - AAA
 - ACE
 - AA
 - ACC

DRAWING TITLE:
 PLAN & PROFILE
 298+490.42 - 299+167.85

DESIGN BY: A.S	SHEET NO: 100 of 157
DRAWN BY: S.A	SCALE: H = 1:2000 V = 1:100
CHECKED BY: A.S	DATE: APRIL, 2024
APPROVED BY:	REVISION:

CAD FILE NAME:
 CAREC/T-III/TD/031

BOX CULVERT
 STATION=299+303
 SKEW = 0°
 No. OF CELL = 02
 WIDTH = 2.0
 DEPTH = 1.0



Station	CH	N.S.L	P.G.L
299+168	171.423	170.676	
299+175	171.345	170.678	
299+200	171.068	170.683	
299+225	170.790	170.689	
299+250	170.515	170.695	
299+275	170.227	170.701	
299+300	169.924	170.706	
299+325	169.677	170.712	
299+350	169.510	170.718	
299+375	169.482	170.723	
299+400	169.507	170.729	
299+425	169.596	170.735	
299+450	169.652	170.741	
299+475	169.715	170.746	
299+500	169.766	170.752	
299+525	169.779	170.758	
299+550	169.809	170.764	
299+575	169.828	170.769	
299+600	169.928	170.775	
299+625	169.959	170.781	
299+650	170.038	170.787	
299+675	170.095	170.792	
299+700	170.096	170.798	
299+725	169.997	170.804	
299+750	170.102	170.810	
299+775	170.049	170.816	
299+800	170.070	170.821	
299+825	169.951	170.827	
299+845	169.988	170.831	

NOTES
 1- ALL DIMENSIONS AND ARE IN METERS.

LEGEND

REV.	REVISION/ISSUE	DATE

PROJECT:
 CONSTRUCTION OF DG KHAN - DI KHAN
 SECTION OF N-55 AS 4-LANE HIGHWAY
 (208 km)
 PACKAGE-2
 (Km 233+200 TO Km 329+700)

CLIENT:
 NATIONAL HIGHWAYS AUTHORITY (NHA)


CONSULTANTS:

- MINCONSULT. SDN BHD
In Joint Venture With
- SAMAN CORPORATION
- SHELADIA ASSOCIATES
- CEC
- AAA
- ACE
- AA
- ACC



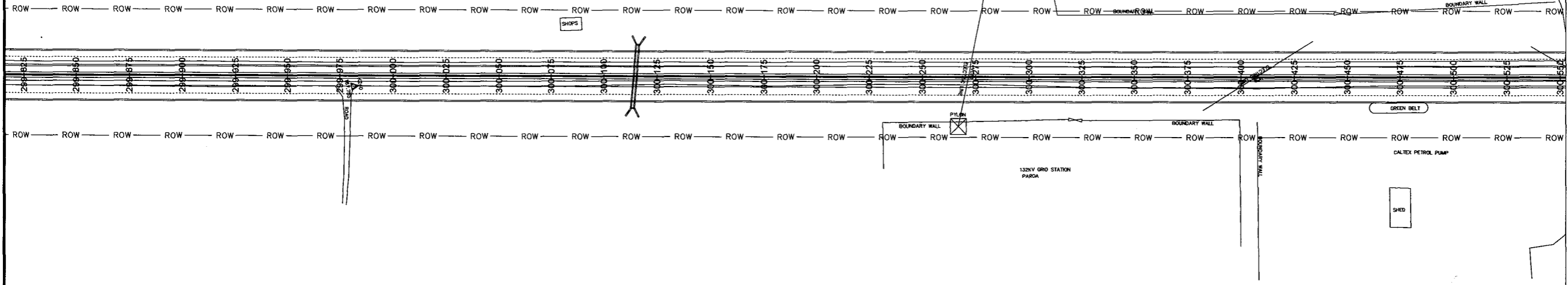
DRAWING TITLE:
 PLAN & PROFILE
 299+167.85 - 299+845.27

DESIGN BY:	SHEET NO:
A.S	101 of 157
DRAWN BY:	SCALE:
S.A	H = 1:2000 V = 1:100
CHECKED BY:	DATE:
A.S	APRIL, 2024
APPROVED BY:	REVISION:

CAD FILE NAME:
 CAREC/T-III/TD/031



BOX CULVERT
 STATION = 300+115
 SKEW = 0°
 No. OF CELL = 01
 WIDTH = 3.0
 DEPTH = 2.0



NOTES

1- ALL DIMENSIONS AND ARE IN METERS.

LEGEND

REV.	REVISION/ISSUE	DATE

PROJECT:
 CONSTRUCTION OF DG KHAN - DI KHAN
 SECTION OF N-55 AS 4-LANE HIGHWAY
 (208 km)
 PACKAGE-2
 (Km 233+200 TO Km 329+700)

CLIENT:
 NATIONAL HIGHWAYS
 AUTHORITY (NHA)

- CONSULTANTS:
- MINCONSULT SDN BHD
In Joint Venture With
 - SAMAN CORPORATION
 - SHELADIA ASSOCIATES
 - CEC
 - AAA
 - ACE
 - AA
 - ACC

DRAWING TITLE:
 PLAN & PROFILE
 299+845.27 - 300+522.69


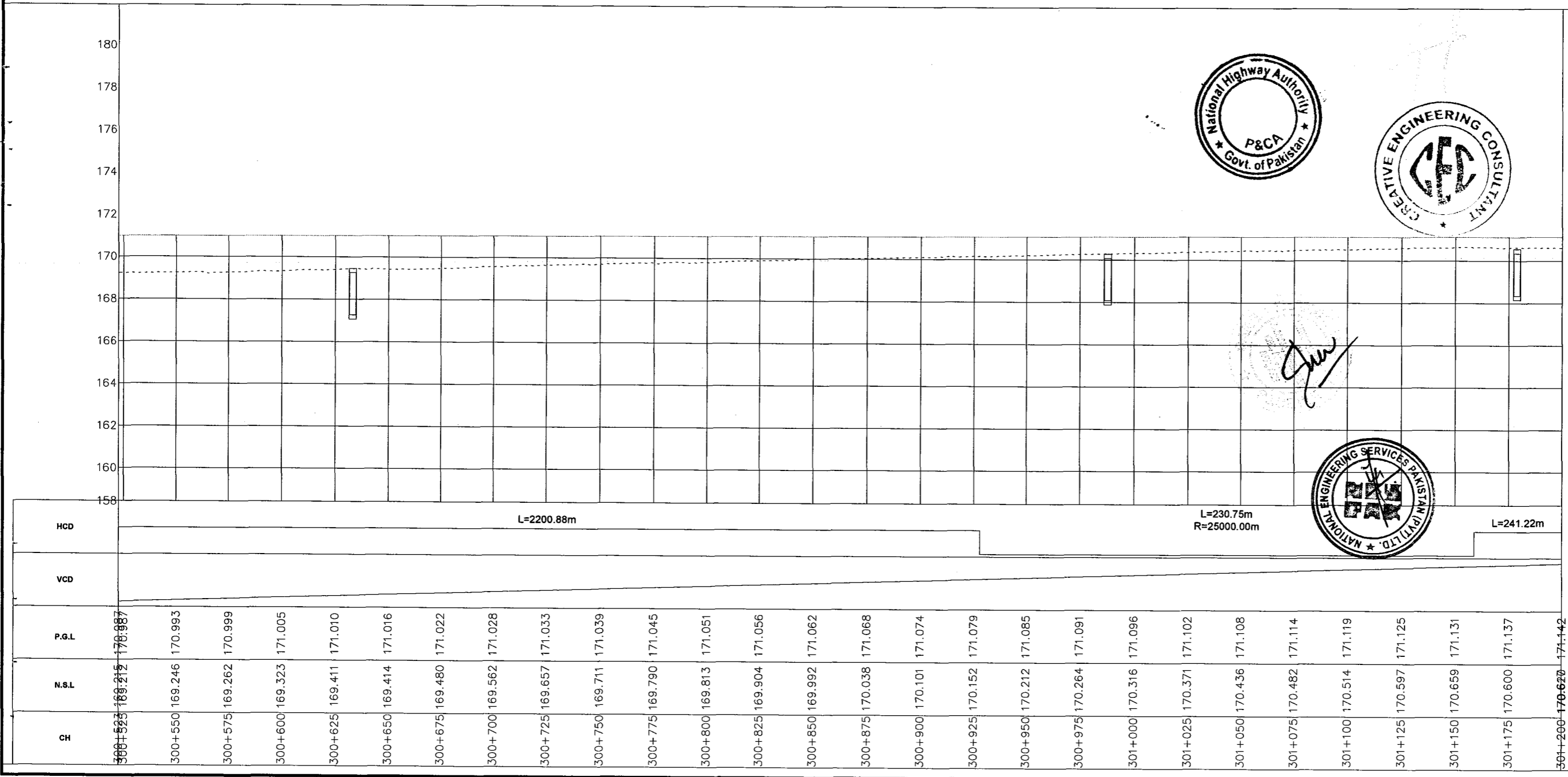
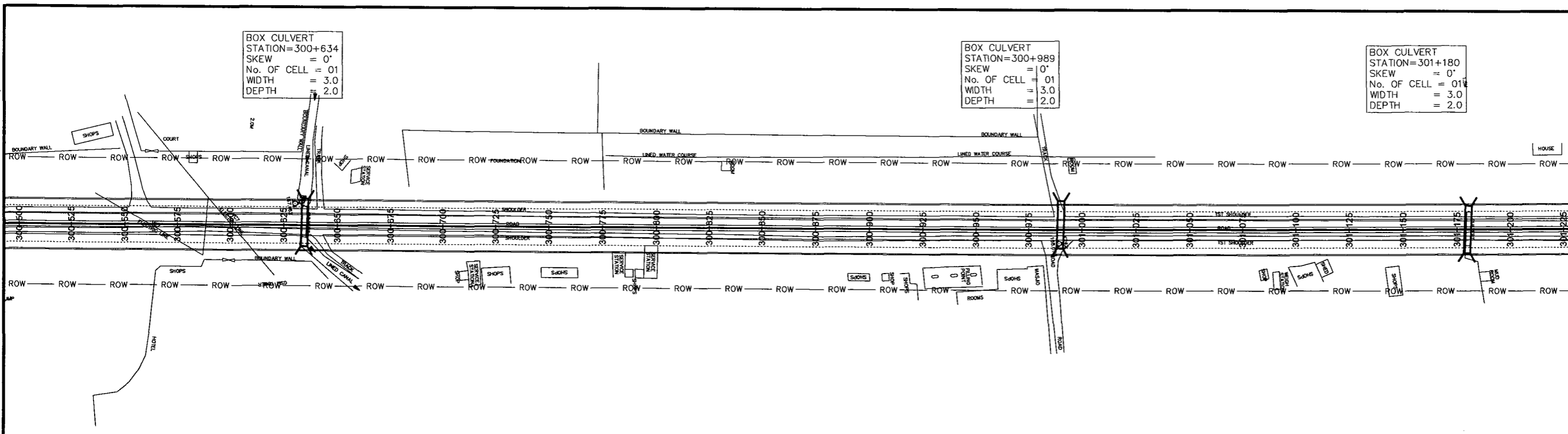
DESIGN BY: A.S	SHEET NO: 102 of 157
DRAWN BY: S.A	SCALE: H = 1:2000 V = 1:100
CHECKED BY: A.S	DATE: APRIL, 2024
APPROVED BY:	REVISION:

CAD FILE NAME:
CAREC/T-III/TD/031

BOX CULVERT
STATION=300+634
SKEW = 0°
No. OF CELL = 01
WIDTH = 3.0
DEPTH = 2.0

BOX CULVERT
STATION=300+989
SKEW = 0°
No. OF CELL = 01
WIDTH = 3.0
DEPTH = 2.0

BOX CULVERT
STATION=301+180
SKEW = 0°
No. OF CELL = 01
WIDTH = 3.0
DEPTH = 2.0



NOTES
1- ALL DIMENSIONS AND ARE IN METERS.

LEGEND

REV.	REVISION/ISSUE	DATE

PROJECT:
CONSTRUCTION OF DG KHAN - DI KHAN SECTION OF N-55 AS 4-LANE HIGHWAY (208 km) PACKAGE-2 (Km 233+200 TO Km 329+700)

CLIENT:
NATIONAL HIGHWAYS AUTHORITY (NHA)

CONSULTANTS:
 MINCONSULT. SDN BHD
 In Joint Venture With
 SAMAN CORPORATION
 SHELADIA ASSOCIATES
 CEC
 AAA
 ACE
 AA
 ACC

DRAWING TITLE:
PLAN & PROFILE
300+522.69 - 301+200.11

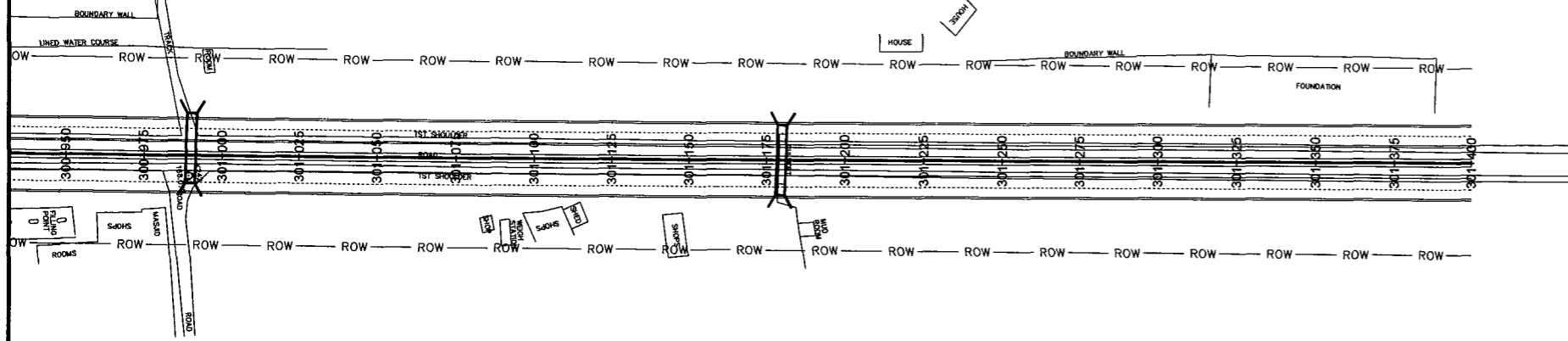
DESIGN BY: A.S	SHEET NO: 103 of 157
DRAWN BY: S.A	SCALE: H = 1:2000 V = 1:100
CHECKED BY: A.S	DATE: APRIL, 2024
APPROVED BY:	REVISION:

CAD FILE NAME:
CAREC/T-III/TD/031


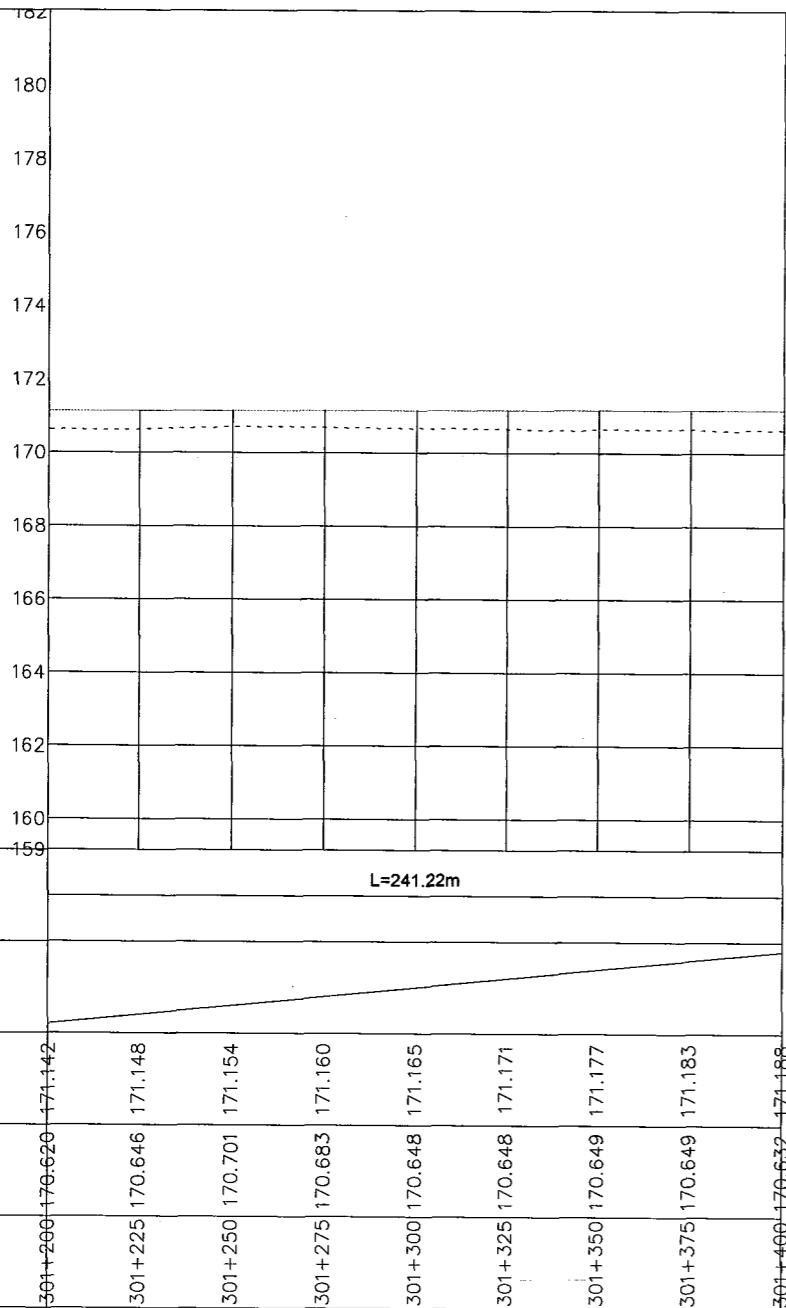
PAROVA CITY

BOX CULVERT
STATION=300+989
SKEW = 0'
No. OF CELL = 01
WIDTH = 3.0
DEPTH = 2.0

BOX CULVERT
STATION=301+180
SKEW = 0'
No. OF CELL = 01
WIDTH = 3.0
DEPTH = 2.0



PAROVA CITY



NOTES

1- ALL DIMENSIONS AND ARE IN METERS.

LEGEND

REV.	REVISION/ISSUE	DATE

PROJECT:
CONSTRUCTION OF DG KHAN - DI KHAN
SECTION OF N-55 AS 4-LANE HIGHWAY
(208 km)
PACKAGE-2
(Km 233+200 TO Km 329+700)

CLIENT:
 NATIONAL HIGHWAYS
AUTHORITY (NHA)

- CONSULTANTS:
- MINCONSULT. SDN BHD
In Joint Venture With
 - SAMAN CORPORATION
 - SHELADIA ASSOCIATES
 - CEC
 - AAA
 - ACE
 - AA
 - ACC

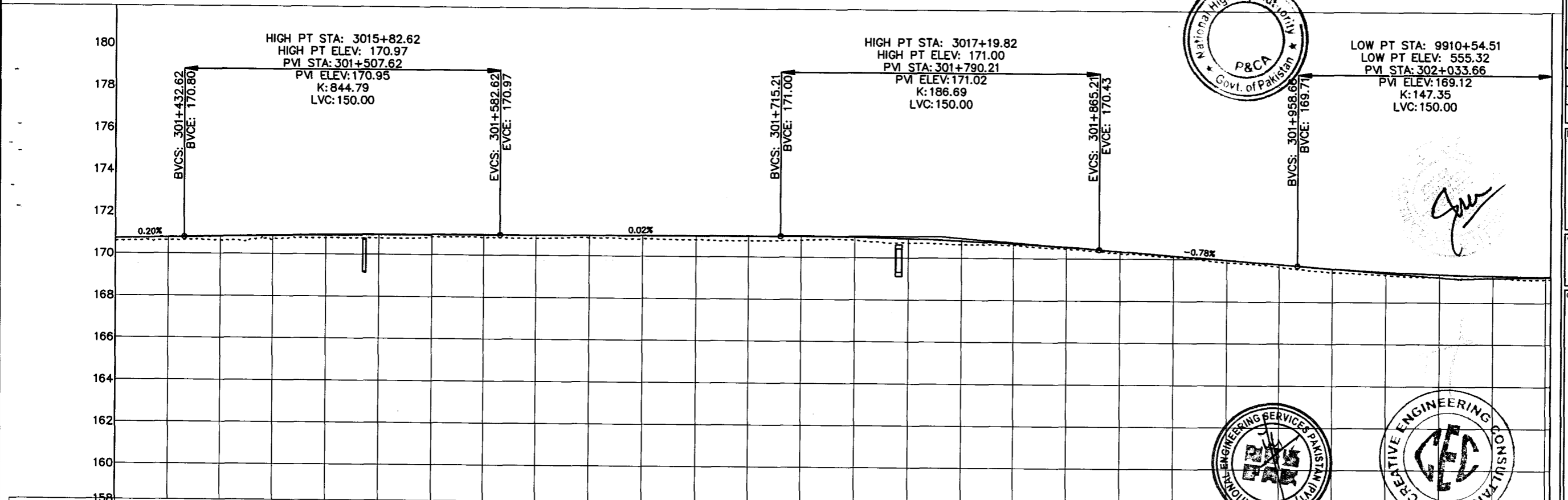
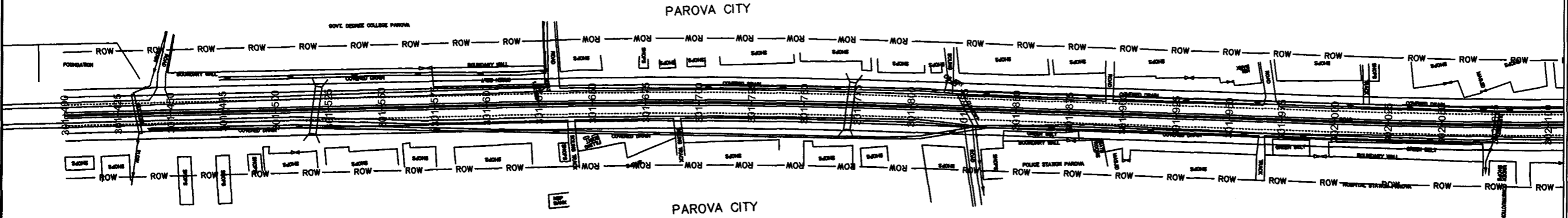
DRAWING TITLE:
PLAN & PROFILE
301+200.11 - 301+400.00

DESIGN BY: A.S	SHEET NO: 104 of 157
DRAWN BY: S.A	SCALE: H = 1:2000 V = 1:100
CHECKED BY: A.S	DATE: APRIL, 2024
APPROVED BY:	REVISION:



CAD FILE NAME:
CAREC/T-III/TD/031

BOX CULVERT
 STATION=301+519
 SKEW = 0°
 No. OF CELL = 01
 WIDTH = 3.0
 DEPTH = 1.5

BOX CULVERT
 STATION=301+772
 SKEW = 0°
 No. OF CELL = 01
 WIDTH = 3.0
 DEPTH = 1.5



Station	HCD	VCD	P.G.L	N.S.L	CH
301+400	L=216.78m	Grade (0.20%) Tangent Length (32.69) Chainage (301+432.62) Elevation (170.80)	170.667	170.629	170.731
301+425			170.629	170.640	170.782
301+450			170.640	170.640	170.831
301+475			170.724	170.724	170.873
301+500			170.767	170.767	170.907
301+525			170.773	170.773	170.934
301+550			170.846	170.846	170.953
301+575			170.840	170.840	170.965
301+600			170.820	170.820	170.972
301+625	L=182.14m R=3000.00m	Grade (0.02%) Tangent Length (132.59) Chainage (301+715.21) Elevation (171.00)	170.859	170.859	170.978
301+650			170.832	170.832	170.984
301+675			170.804	170.804	170.990
301+700			170.771	170.771	170.997
301+725			170.815	170.815	171.000
301+750			170.830	170.830	170.976
301+775			170.714	170.714	170.919
301+800			170.657	170.657	170.829
301+825			170.636	170.636	170.705
301+850			170.453	170.453	170.547
301+875	L=199.86m	Grade (-0.78%) Tangent Length (93.45) Chainage (301+958.66) Elevation (169.71)	170.268	170.268	170.358
301+900			170.109	170.109	170.164
301+925			169.852	169.852	169.969
301+950			169.651	169.651	169.774
301+975			169.406	169.406	169.589
302+000	L=193.81m R=3000.00m		169.300	169.300	169.443
302+025			169.180	169.180	169.340
302+050			169.153	169.153	169.279
302+075			169.196	169.196	169.260



NOTES
 1- ALL DIMENSIONS AND ARE IN METERS.

LEGEND

REV.	REVISION/ISSUE	DATE

TENDER DRAWINGS

PROJECT:
 CONSTRUCTION OF DG KHAN - DI KHAN
 SECTION OF N-55 AS 4-LANE HIGHWAY
 (208 km)
 PACKAGE-2
 (Km 233+200 TO Km 329+700)

CLIENT:
 NATIONAL HIGHWAYS AUTHORITY (NHA)

CONSULTANTS:
 MINCONSULT SDN BHD
 In Joint Venture With
 SAMAN CORPORATION
 SHELADIA ASSOCIATES
 CEC
 AAA
 ACE
 AA
 ACC

DRAWING TITLE:
 PLAN & PROFILE
 301+400.00 - 302+077.42

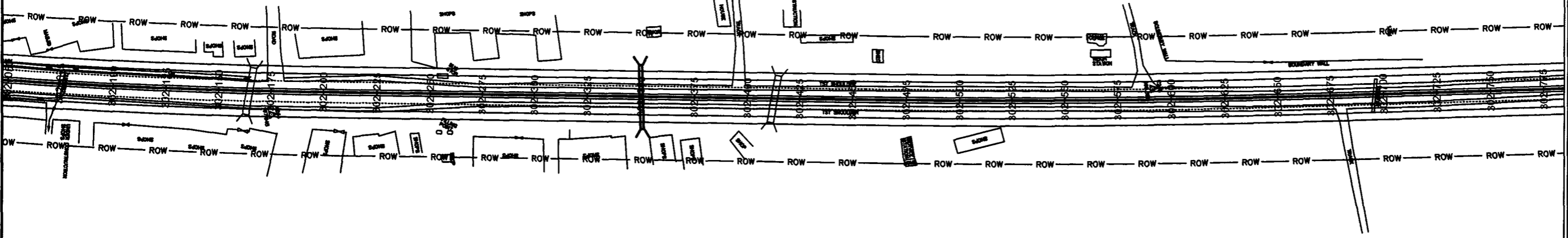
DESIGN BY: A.S	SHEET NO.: 113 of 156
DRAWN BY: S.A	SCALE: H = 1:2000 V = 1:100
CHECKED BY: A.S	DATE: APRIL, 2024
APPROVED BY:	REVISION:

CAD FILE NAME:
 CAREC/T-III/TD/032

BOX CULVERT
 STATION=302+165
 SKEW = 0'
 No. OF CELL = 01
 WIDTH = 3.0
 DEPTH = 2.0

BOX CULVERT
 STATION = 302+350
 SKEW = 0'
 No. OF CELL = 01
 WIDTH = 3.0
 DEPTH = 2.0



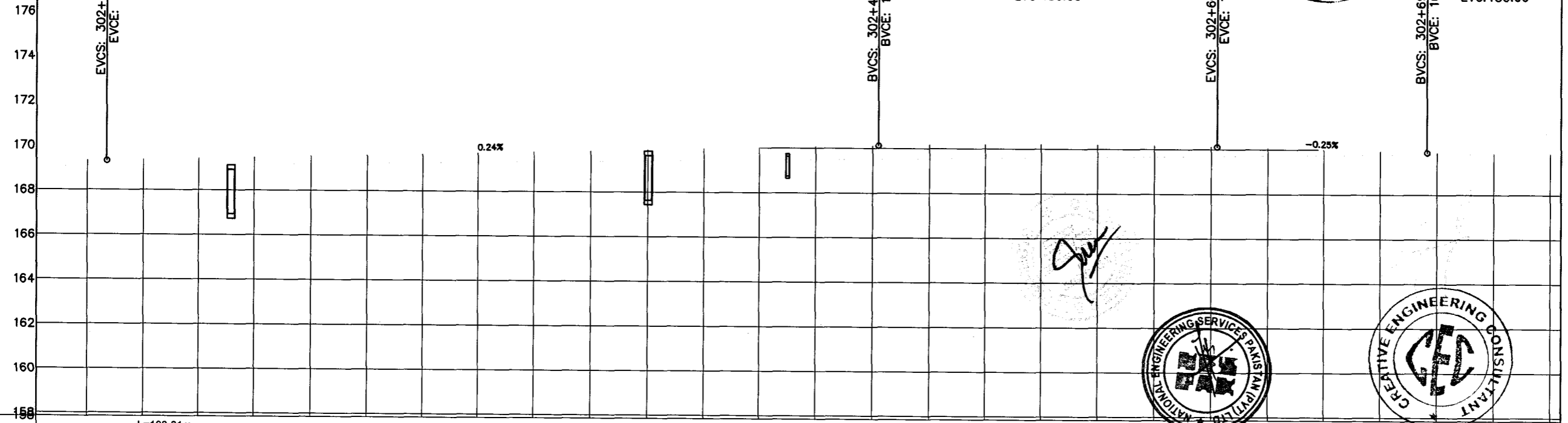
BOX CULVERT
 STATION=302+414
 SKEW = 0'
 No. OF CELL = 01
 WIDTH = 1.5
 DEPTH = 1.0



LOW PT STA: 9910+54.51
 LOW PT ELEV: 555.32
 PVI STA: 302+033.66
 ELEV: 169.83
 K: 147.30
 LVC: 150.00
 EVCS: 302+189.33
 EVCE: 169.33

HIGH PT STA: 3025+25.39
 HIGH PT ELEV: 170.21
 PVI STA: 302+527.55
 ELEV: 170.30
 K: 304.50
 LVC: 150.00

LOW PT STA: 9932+38.48
 LOW PT ELEV: 557.16
 PVI STA: 302+770.54
 ELEV: 169.69
 K: 171.87
 LVC: 150.00
 EVCS: 302+695.54
 EVCE: 169.88



NOTES
 1- ALL DIMENSIONS AND ARE IN METERS.

LEGEND

REV.	REVISION/ISSUE	DATE

PROJECT:
 CONSTRUCTION OF DG KHAN - DI KHAN
 SECTION OF N-55 AS 4-LANE HIGHWAY
 (208 km)
 PACKAGE-2
 (Km 233+200 TO Km 329+700)

CLIENT:
 NATIONAL HIGHWAYS AUTHORITY (NHA)

CONSULTANTS:

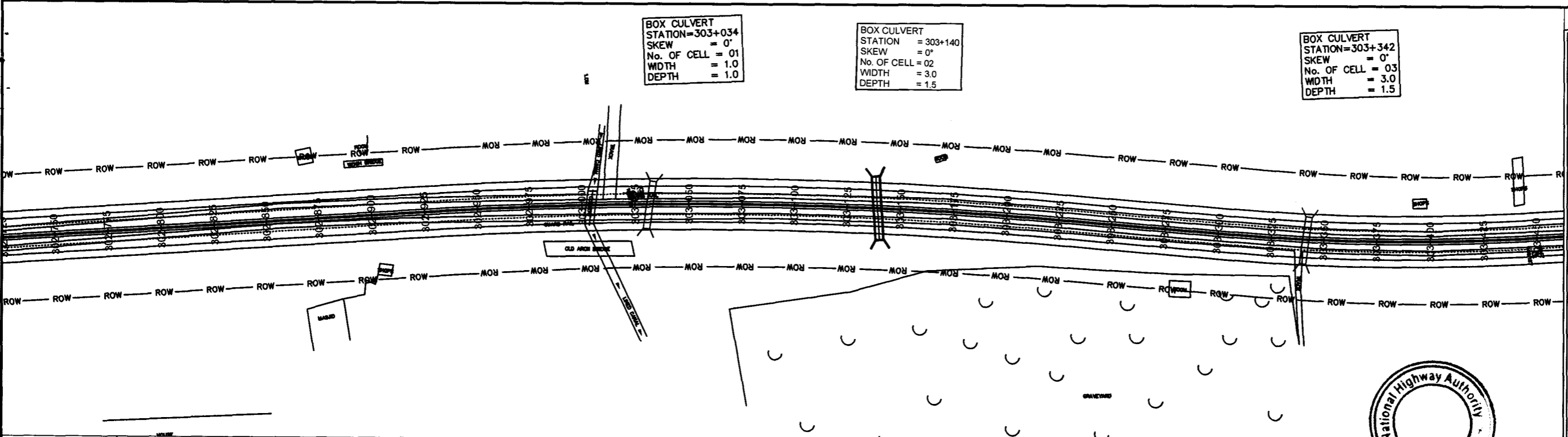
- MINCONSULT SDN BHD
In Joint Venture With
- SAMAN CORPORATION
- SHELADIA ASSOCIATES
- CEC
- AAA
- ACE
- AA
- ACC

DRAWING TITLE:
 PLAN & PROFILE
 302+077.42 - 302+754.85

DESIGN BY: A.S	SHEET NO.: 114 of 156
DRAWN BY: S.A	SCALE: H = 1:2000 V = 1:100
CHECKED BY: A.S	DATE: APRIL, 2024
APPROVED BY:	REVISION:

CAD FILE NAME:
 CAREC/T-III/TD/032

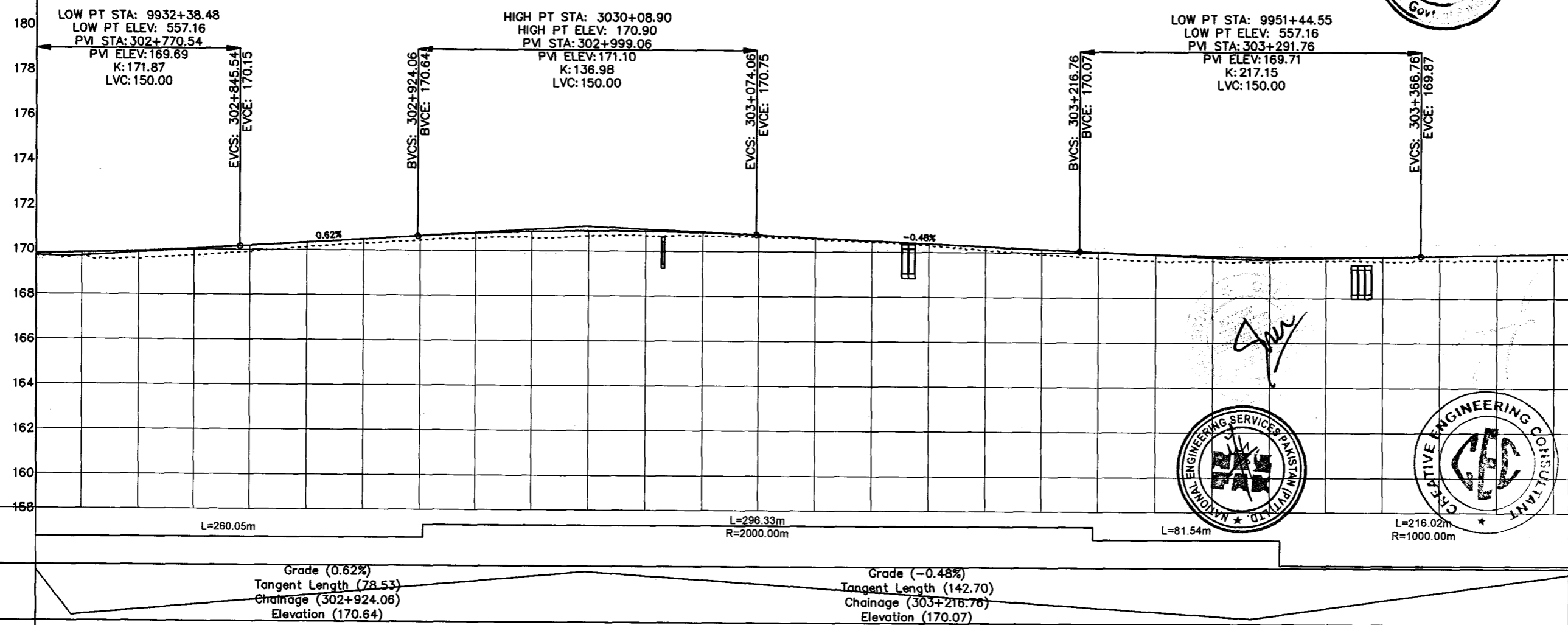
HCD	L=193.61m R=3000.00m															L=263.93m															L=210.37m R=5000.00m					L=260.05m																							
VCD	Grade (0.24%) Tangent Length (343.89) Chainage (302+452.55) Elevation (170.12)																														Grade (-0.25%) Tangent Length (92.99) Chainage (302+695.54) Elevation (169.88)																												
P.G.L	302+077	302+100	302+125	302+150	302+175	302+200	302+225	302+250	302+275	302+300	302+325	302+350	302+375	302+400	302+425	302+450	302+475	302+500	302+525	302+550	302+575	302+600	302+625	302+650	302+675	302+700	302+725	302+750	302+755	169.261	169.284	169.341	169.401	169.461	169.521	169.581	169.640	169.700	169.760	169.820	169.880	169.939	169.999	170.059	170.119	170.170	170.201	170.212	170.202	170.171	170.120	170.057	169.994	169.931	169.868	169.829	169.827	169.851	
N.S.L	169.116	169.150	169.066	169.057	169.110	169.158	169.220	169.279	169.177	169.289	169.374	169.461	169.540	169.623	169.744	169.771	169.888	169.881	170.009	170.040	169.975	169.924	169.861	169.808	169.725	169.609	169.510	169.442	169.421	169.851	169.261	169.284	169.341	169.401	169.461	169.521	169.581	169.640	169.700	169.760	169.820	169.880	169.939	169.999	170.059	170.119	170.170	170.201	170.212	170.202	170.171	170.120	170.057	169.994	169.931	169.868	169.829	169.827	169.851
CH	302+077	302+100	302+125	302+150	302+175	302+200	302+225	302+250	302+275	302+300	302+325	302+350	302+375	302+400	302+425	302+450	302+475	302+500	302+525	302+550	302+575	302+600	302+625	302+650	302+675	302+700	302+725	302+750	302+755	169.261	169.284	169.341	169.401	169.461	169.521	169.581	169.640	169.700	169.760	169.820	169.880	169.939	169.999	170.059	170.119	170.170	170.201	170.212	170.202	170.171	170.120	170.057	169.994	169.931	169.868	169.829	169.827	169.851	




BOX CULVERT
STATION=303+034
SKEW = 0°
No. OF CELL = 01
WIDTH = 1.0
DEPTH = 1.0

BOX CULVERT
STATION = 303+140
SKEW = 0°
No. OF CELL = 02
WIDTH = 3.0
DEPTH = 1.5

BOX CULVERT
STATION=303+342
SKEW = 0°
No. OF CELL = 03
WIDTH = 3.0
DEPTH = 1.5



CH	302+755	302+775	302+800	302+825	302+850	302+875	302+900	302+925	302+950	302+975	303+000	303+025	303+050	303+075	303+100	303+125	303+150	303+175	303+200	303+225	303+250	303+275	303+300	303+325	303+350	303+375	303+400	303+425	303+432
P.G.L	169.831	169.861	169.931	170.036	170.181	170.335	170.490	170.645	170.775	170.860	170.899	170.893	170.840	170.743	170.624	170.505	170.386	170.267	170.148	170.031	169.936	169.869	169.832	169.823	169.843	169.891	169.944	169.998	170.014
N.S.L	169.721	169.712	169.566	169.744	169.910	170.125	170.305	170.453	170.558	170.579	170.678	170.677	170.686	170.658	170.572	170.441	170.303	170.097	169.904	169.759	169.634	169.639	169.618	169.656	169.638	169.688	169.704	169.759	169.777
HCD																													



NOTES
1- ALL DIMENSIONS AND ARE IN METERS.

LEGEND

REV.	REVISION/ISSUE	DATE

PROJECT:
CONSTRUCTION OF DG KHAN - DI KHAN SECTION OF N-55 AS 4-LANE HIGHWAY (208 km)
PACKAGE-2
(Km 233+200 TO Km 329+700)

CLIENT:
NATIONAL HIGHWAYS AUTHORITY (NHA)

CONSULTANTS:
MINCONSULT. SDN BHD
In Joint Venture With
SAMAN CORPORATION
SHELADIA ASSOCIATES
CEC
AAA
ACE
AA
ACC

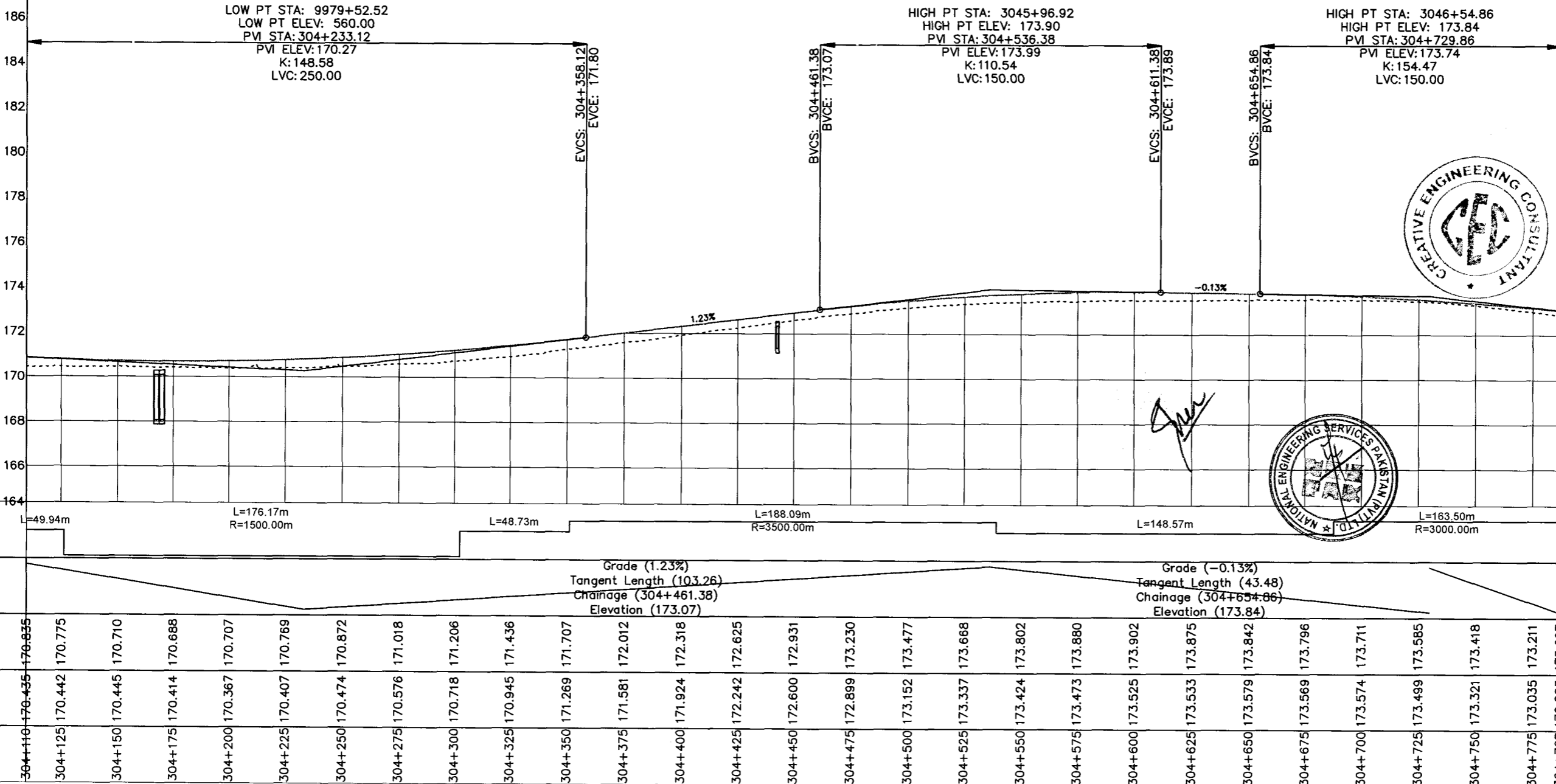
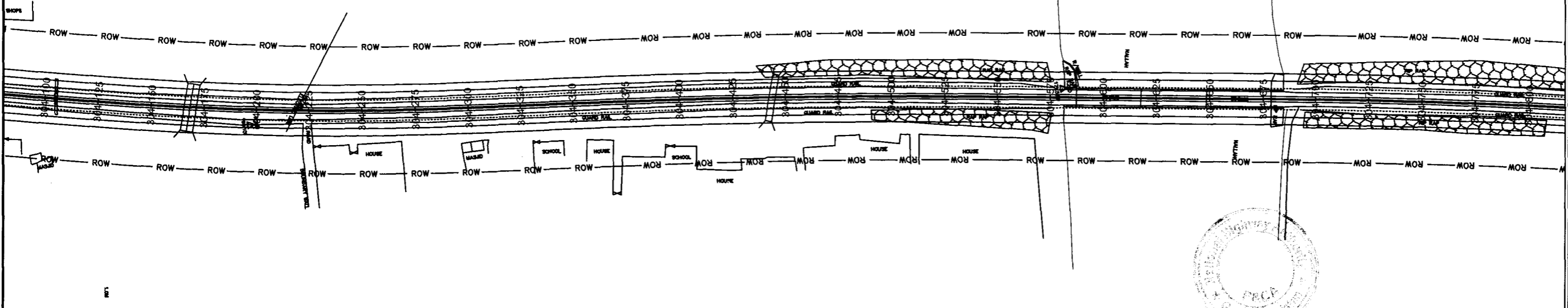
DRAWING TITLE:
PLAN & PROFILE
302+754.85 - 303+432.27

DESIGN BY: A.S	SHEET NO: 115 of 156
DRAWN BY: S.A	SCALE: H = 1:2000 V = 1:100
CHECKED BY: A.S	DATE: APRIL, 2024
APPROVED BY:	REVISION:

CAD FILE NAME:
CAREC/T-III/TD/032

BOX CULVERT
 STATION=304+170
 SKEW = 0°
 No. OF CELL = 02
 WIDTH = 2.0
 DEPTH = 2.0

BOX CULVERT
 STATION=304+444
 SKEW = 0°
 No. OF CELL = 01
 WIDTH = 1.0
 DEPTH = 1.0



NOTES
 1. ALL DIMENSIONS AND ARE IN METERS.

LEGEND

TENDER DRAWINGS

REV.	REVISION/ISSUE	DATE

PROJECT:
 CONSTRUCTION OF DG KHAN - DI KHAN SECTION OF N-55 AS 4-LANE HIGHWAY (208 km)
 PACKAGE-2
 (Km 233+200 TO Km 329+700)

CLIENT:
 NATIONAL HIGHWAYS AUTHORITY (NHA)

CONSULTANTS:

- MINCONSULT SDN BHD In Joint Venture With
- SAMAN CORPORATION
- SHELADIA ASSOCIATES
- CEC
- AAA
- ACE
- AA
- ACC

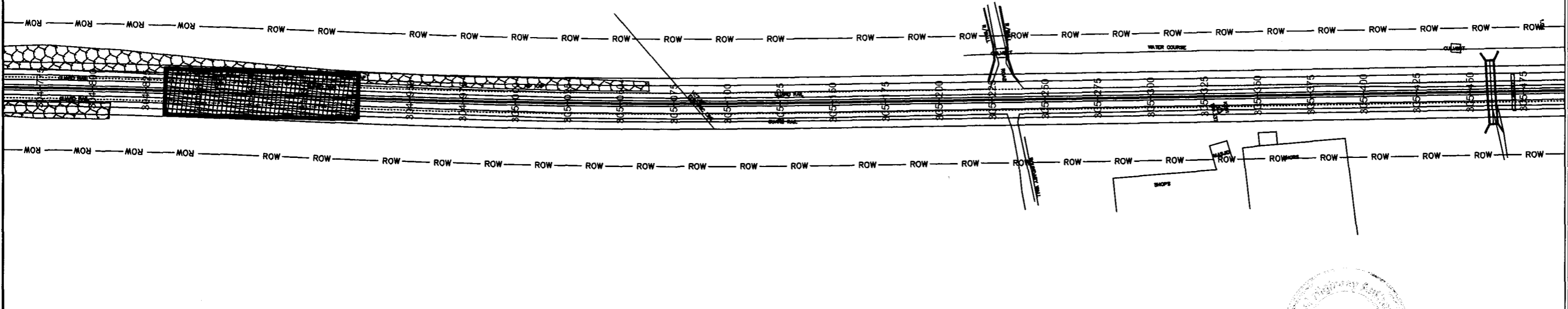
DRAWING TITLE:
 PLAN & PROFILE
 304+109.69 - 304+787.12

DESIGN BY: A.S	SHEET NO: 117 of 156
DRAWN BY: S.A	SCALE: H = 1:2000 V = 1:100
CHECKED BY: A.S	DATE: APRIL, 2024
APPROVED BY:	REVISION:

CAD FILE NAME:
 CAREC/T-III/TD/032

BRIDGE
STATION=304+880
SKEW =0
Length =91.8m
(3x30.6)

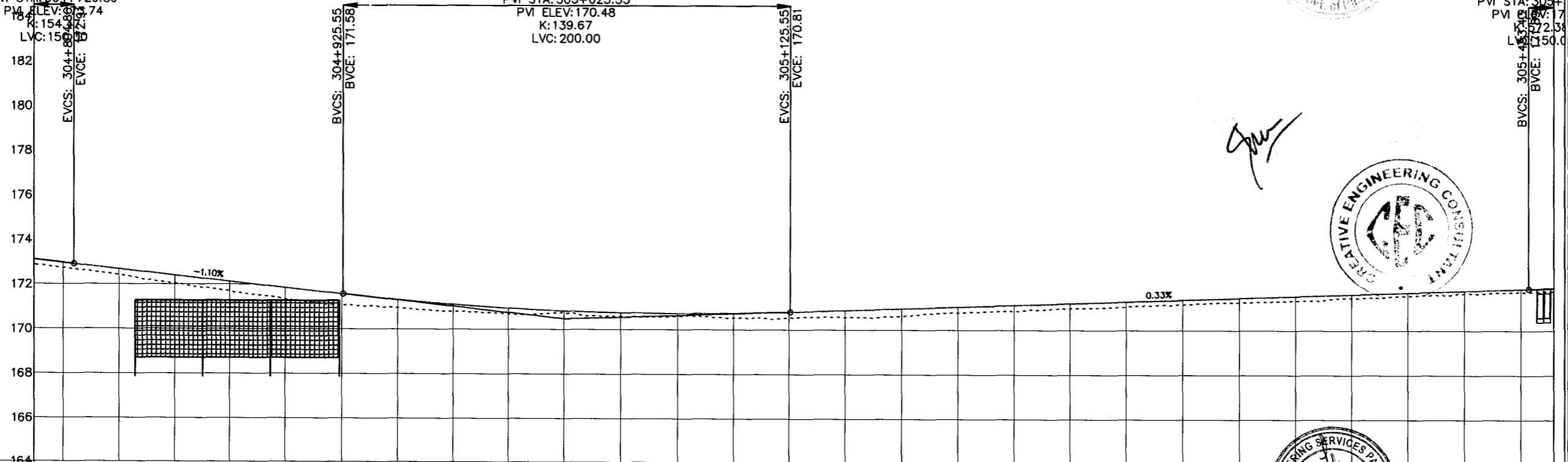
BOX CULVERT
STATION = 305+460
SKEW = 0°
No. OF CELL = 02
WIDTH = 3.0
DEPTH = 1.5



HIGH PT STA: 3046+54.86
HIGH PT ELEV: 173.84
PVI STA: 304+729.86
PVI ELEV: 172.74
K: 154.86
LVC: 154.86

LOW PT STA: 10009+16.81
LOW PT ELEV: 560.15
PVI STA: 305+025.55
PVI ELEV: 170.48
K: 139.67
LVC: 200.00

HIGH PT STA: 305+460
HIGH PT ELEV: 171.50
PVI STA: 305+460
PVI ELEV: 171.50
K: 150.00
LVC: 150.00



Station	HCD	VCD	P.G.L	N.S.L	CH
304+787			172.997	172.993	173.097
304+800			172.964	172.726	172.964
304+825			172.689	172.422	172.689
304+850			172.414	172.039	172.414
304+875			172.139	171.701	172.139
304+900			171.863	171.351	171.863
304+925			171.588	171.088	171.588
304+950			171.334	170.968	171.334
304+975			171.124	170.807	171.124
305+000			170.960	170.698	170.960
305+025			170.840	170.755	170.840
305+050			170.765	170.606	170.765
305+075			170.734	170.606	170.734
305+100			170.749	170.540	170.749
305+125			170.808	170.555	170.808
305+150			170.891	170.567	170.891
305+175			170.973	170.626	170.973
305+200			171.056	170.789	171.056
305+225			171.138	170.867	171.138
305+250			171.221	170.990	171.221
305+275			171.303	171.073	171.303
305+300			171.386	171.163	171.386
305+325			171.468	171.275	171.468
305+350			171.551	171.349	171.551
305+375			171.633	171.481	171.633
305+400			171.716	171.564	171.716
305+425			171.798	171.676	171.798
305+450			171.881	171.742	171.881
305+465			171.928	171.765	171.928

NOTES
1. ALL DIMENSIONS AND ARE IN METERS

LEGEND

REV	REVISION/ISSUE	DATE

PROJECT:
CONSTRUCTION OF DG KHAN - DI KHAN SECTION OF N-55 AS 4-LANE HIGHWAY (208 km) PACKAGE-2 (Km 233+200 TO Km 329+700)

CLIENT:
NATIONAL HIGHWAYS AUTHORITY (NHA)

CONSULTANTS:
MINCONSULT, SDN BHD
SAMAN CORPORATION
SHELADIA ASSOCIATES
CEC
AAA
ACE
AA
ACC

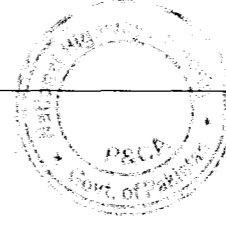
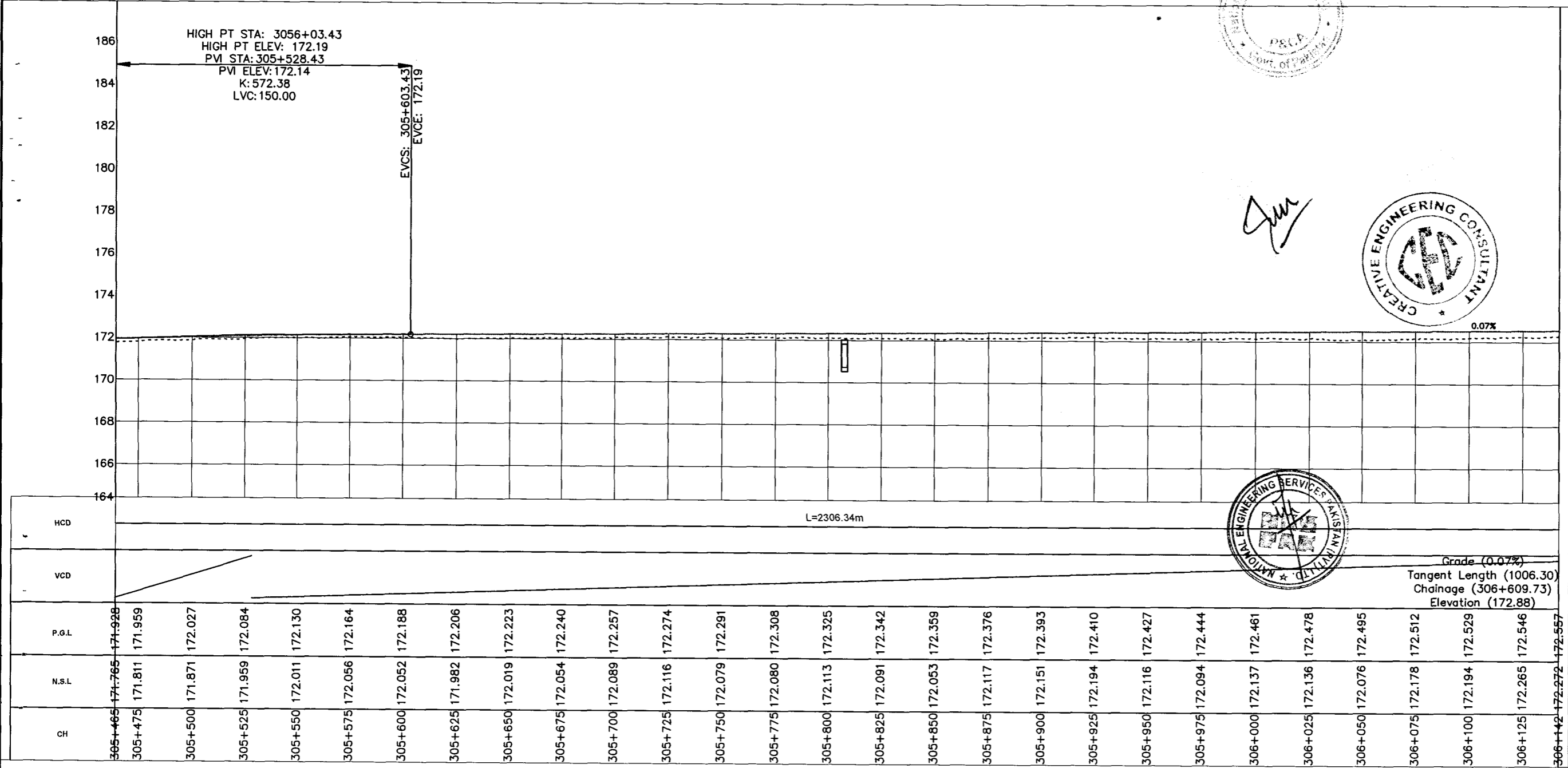

DRAWING TITLE:
PLAN & PROFILE
304+787.12 - 305+464.54

DESIGN BY: A.S	SHEET NO: 118 of 156
DRAWN BY: S.A	SCALE: H = 1:2000 V = 1:100
CHECKED BY: A.S	DATE: APRIL, 2024
APPROVED BY:	REVISION:


CAD FILE NAME:
CAREC/T-III/TD/032

BOX CULVERT
 STATION = 305+460
 SKEW = 0°
 No. OF CELL = 02
 WIDTH = 3.0
 DEPTH = 1.5

BOX CULVERT
 STATION = 305+809
 SKEW = 0°
 No. OF CELL = 01
 WIDTH = 3.0
 DEPTH = 1.5



Signature



NOTES
 1:- ALL DIMENSIONS AND ARE IN METERS.

LEGEND

REV.	REVISION/ISSUE	DATE

PROJECT:
 CONSTRUCTION OF DG KHAN - DI KHAN
 SECTION OF N-55 AS 4-LANE HIGHWAY
 (208 km)
 PACKAGE-2
 (Km 233+200 TO Km 329+700)

CLIENT:
 NATIONAL HIGHWAYS AUTHORITY (NHA)

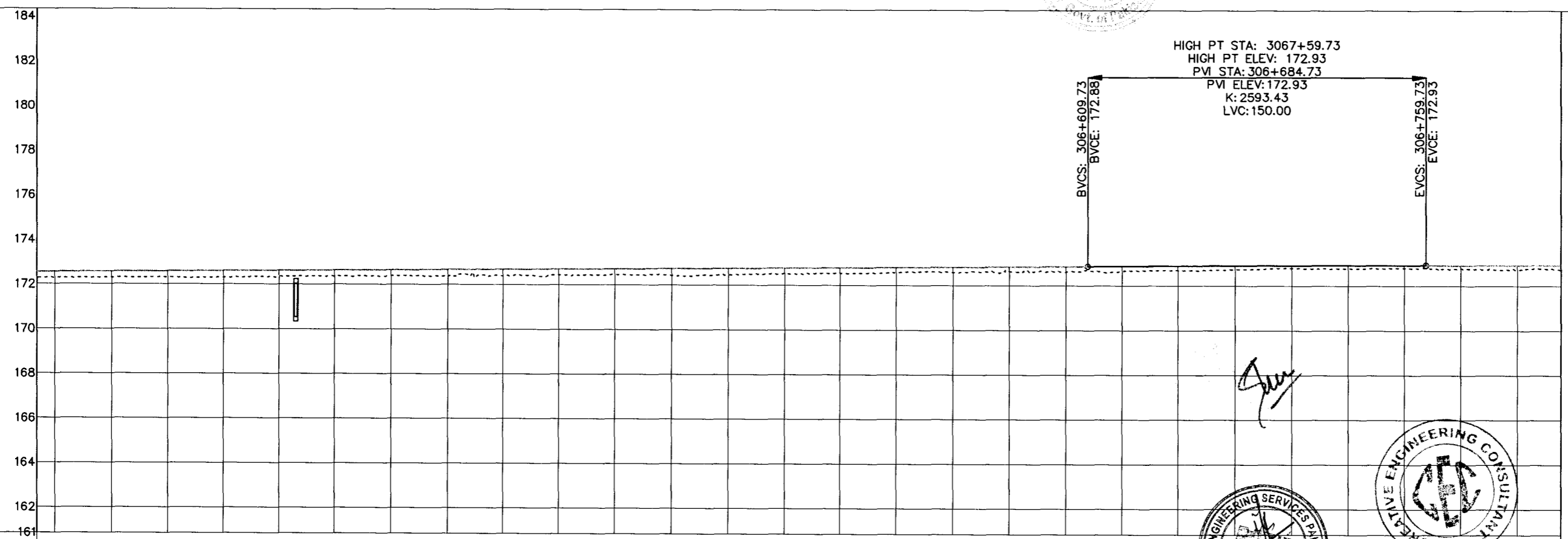
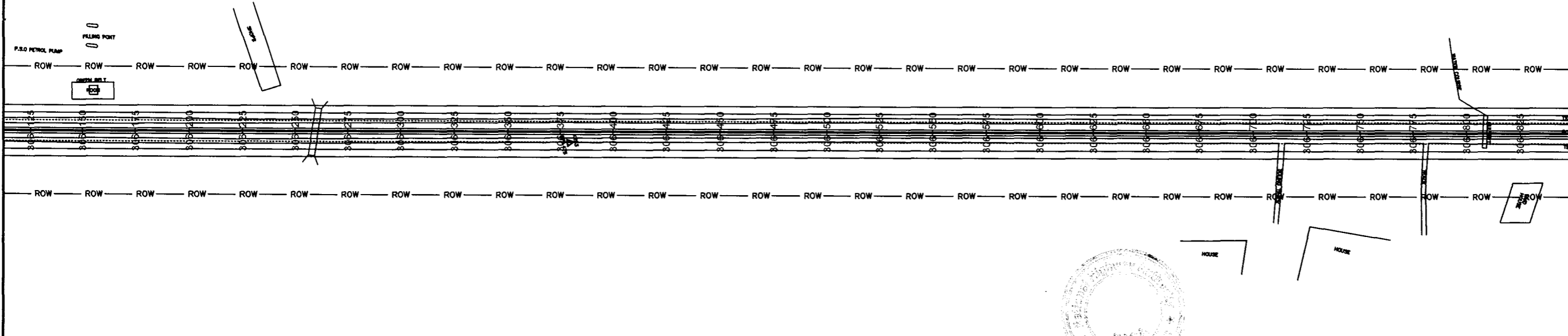
CONSULTANTS:
 MINCONSULT SDN BHD
 In Joint Venture With
 SAMAN CORPORATION
 SHELADIA ASSOCIATES
 CC
 AAA
 ACE
 AA
 ACC

DRAWING TITLE:
 PLAN & PROFILE
 305+464.54 - 306+141.96

DESIGN BY: A.S	SHEET NO: 119 of 156
DRAWN BY: S.A	SCALE: H = 1:2000 V = 1:100
CHECKED BY: A.S	DATE: APRIL, 2024
APPROVED BY:	REVISION:

CAD FILE NAME:
 CAREC/T-III/TD/032

BOX CULVERT
 STATION=306+259
 SKEW = 0°
 No. OF CELL = 01
 WIDTH = 1.5
 DEPTH = 1.5



Station	CH	N.S.L	P.G.L	VCD	HCD
306+142	172.567	172.272	172.567		
306+150	172.563	172.276	172.563		
306+175	172.580	172.309	172.580		
306+200	172.597	172.317	172.597		
306+225	172.614	172.297	172.614		
306+250	172.631	172.339	172.631		
306+275	172.648	172.349	172.648		
306+300	172.665	172.385	172.665		
306+325	172.682	172.359	172.682		
306+350	172.699	172.388	172.699		
306+375	172.716	172.445	172.716		
306+400	172.733	172.461	172.733		
306+425	172.750	172.435	172.750		
306+450	172.767	172.460	172.767		
306+475	172.784	172.533	172.784		
306+500	172.801	172.563	172.801		
306+525	172.818	172.592	172.818		
306+550	172.835	172.599	172.835		
306+575	172.852	172.636	172.852		
306+600	172.869	172.627	172.869		
306+625	172.886	172.658	172.886		
306+650	172.900	172.700	172.900		
306+675	172.912	172.744	172.912		
306+700	172.921	172.798	172.921		
306+725	172.929	172.783	172.929		
306+750	172.933	172.807	172.933		
306+775	172.936	172.780	172.936		
306+800	172.939	172.739	172.939		
306+819	172.941	172.730	172.941		

NOTES
 1- ALL DIMENSIONS AND ARE IN METERS.

LEGEND

REV	REVISION/ISSUE	DATE
-----	----------------	------

PROJECT:
 CONSTRUCTION OF DG KHAN - DI KHAN SECTION OF N-55 AS 4-LANE HIGHWAY (208 km) PACKAGE-2 (Km 233+200 TO Km 329+700)

CLIENT:
 NATIONAL HIGHWAYS AUTHORITY (NHA)

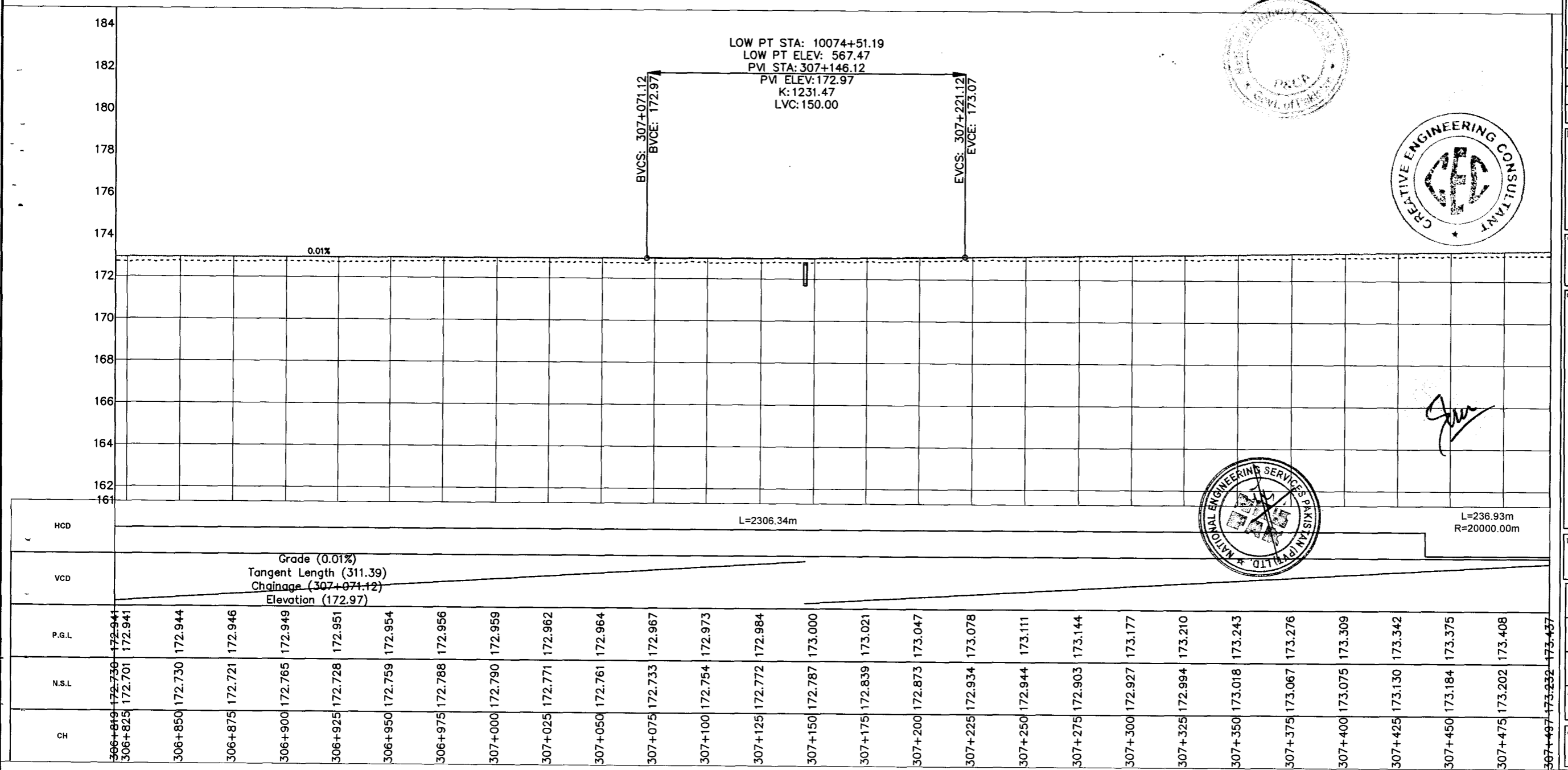
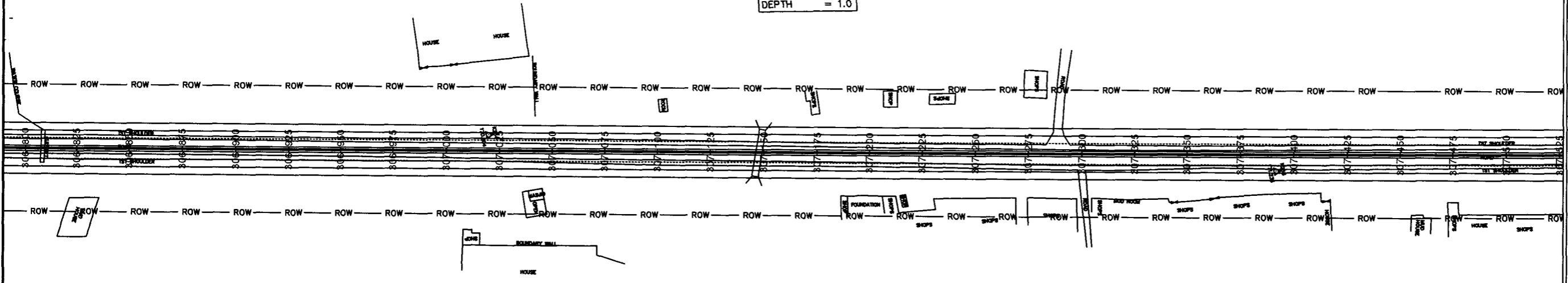
CONSULTANTS:
 MINCONSULT SDN BHD In Joint Venture With
 SAMAN CORPORATION
 SHELADIA ASSOCIATES
 CEC
 AAA
 ACE
 AA
 ACC

DRAWING TITLE:
 PLAN & PROFILE
 306+141.96 - 306+819.38

DESIGN BY:	SHEET NO:
A.S	120 of 156
DRAWN BY:	SCALE:
S.A	H = 1:2000 V = 1:100
CHECKED BY:	DATE:
A.S	APRIL, 2024
APPROVED BY:	REVISION:


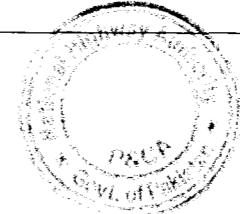
CAD FILE NAME:
 CAREC/T-III/TD/032

BOX CULVERT
 STATION=307+156
 SKEW = 0°
 No. OF CELL = 01
 WIDTH = 1.5
 DEPTH = 1.0



LOW PT STA: 10074+51.19
 LOW PT ELEV: 567.47
 PVI STA: 307+146.12
 PVI ELEV: 172.97
 K: 1231.47
 LVC: 150.00

BVCS: 307+071.12
 BVCE: 172.97
 EVCS: 307+221.12
 EVCE: 173.07



NOTES
 1- ALL DIMENSIONS AND ARE IN METERS.

LEGEND

REV.	REVISION/ISSUE	DATE
------	----------------	------

PROJECT:
 CONSTRUCTION OF DG KHAN - DI KHAN SECTION OF N-55 AS 4-LANE HIGHWAY (208 km)
 PACKAGE-2 (Km 233+200 TO Km 329+700)

CLIENT:
 NHA NATIONAL HIGHWAYS AUTHORITY (NHA)

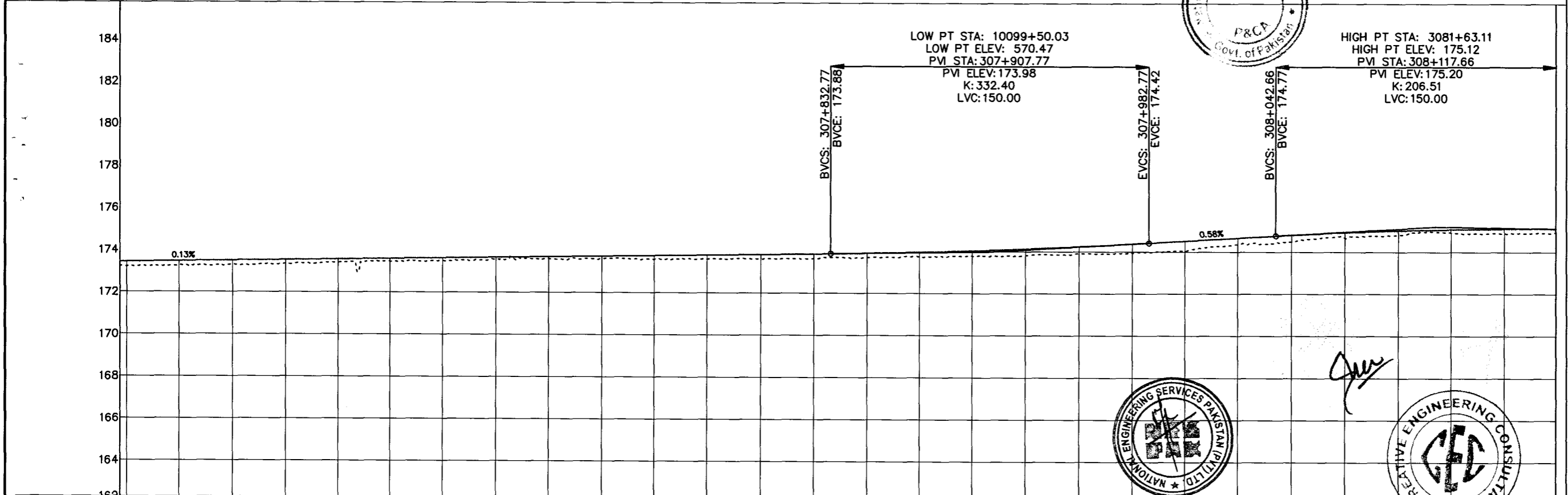
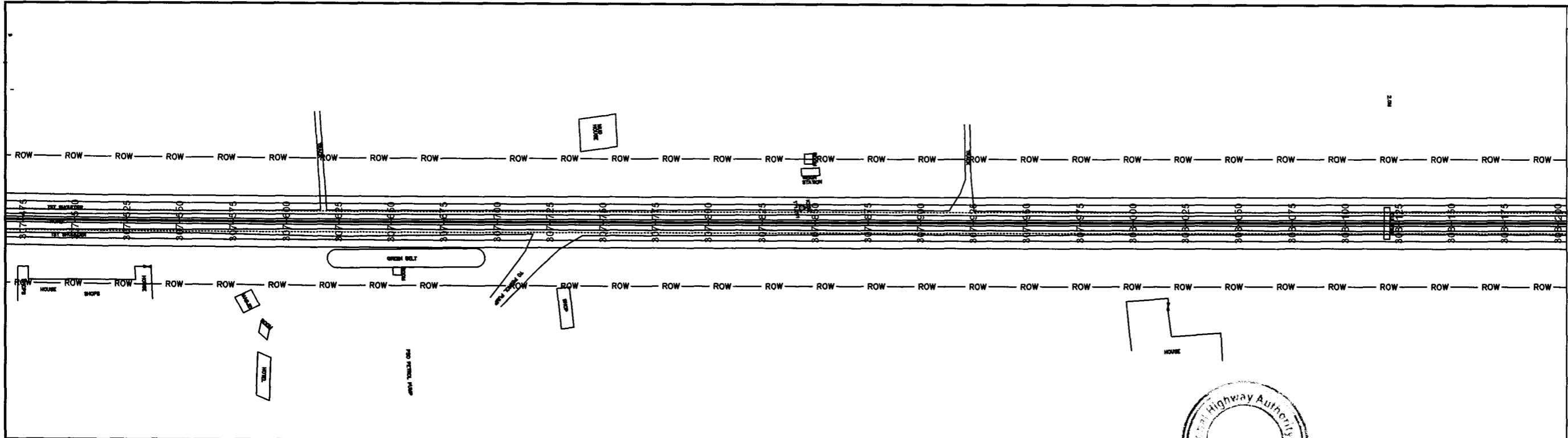
CONSULTANTS:
 MINCONSULT SDN BHD In Joint Venture With
 SAMAN CORPORATION
 SHELADIA ASSOCIATES

CC CEC
AAA AAA
ACE ACE
AA AA
ACC ACC



DRAWING TITLE:
 PLAN & PROFILE
 306+819.38 - 307+496.81

DESIGN BY:	SHEET NO:
A.S	121 of 156
DRAWN BY:	SCALE: H = 1:2000 V = 1:100
S.A	
CHECKED BY:	DATE: APRIL, 2024
A.S	
APPROVED BY:	REVISION:

CAD FILE NAME:
 CAREC/T-III/TD/032



Station	CH	N.S.L	P.G.L	VCD
307+500	173.200	173.417	173.417	Grade (0.13%) Tangent Length (611.65) Chainage (307+832.77) Elevation (173.88)
307+525	173.258	173.474	173.474	
307+550	173.303	173.507	173.507	
307+575	173.348	173.540	173.540	
307+600	173.407	173.573	173.573	
307+625	173.468	173.606	173.606	
307+650	173.501	173.639	173.639	
307+675	173.563	173.672	173.672	
307+700	173.600	173.705	173.705	
307+725	173.607	173.738	173.738	
307+750	173.588	173.771	173.771	
307+775	173.602	173.804	173.804	
307+800	173.635	173.837	173.837	
307+825	173.645	173.870	173.870	
307+850	173.689	173.908	173.908	
307+875	173.739	173.963	173.963	
307+900	173.778	174.037	174.037	
307+925	173.821	174.130	174.130	
307+950	173.898	174.242	174.242	
307+975	173.936	174.372	174.372	
308+000	174.059	174.517	174.517	Grade (0.58%) Tangent Length (59.89) Chainage (308+042.66) Elevation (174.77)
308+025	174.352	174.663	174.663	
308+050	174.482	174.808	174.808	
308+075	174.667	174.930	174.930	
308+100	174.806	175.021	175.021	
308+125	174.909	175.082	175.082	
308+150	174.894	175.113	175.113	
308+174	174.955	175.115	175.115	



NOTES
1- ALL DIMENSIONS AND ARE IN METERS.

LEGEND

REV.	REVISION/ISSUE	DATE

PROJECT:
CONSTRUCTION OF DG KHAN - DI KHAN SECTION OF N-55 AS 4-LANE HIGHWAY (208 km) PACKAGE-2 (Km 233+200 TO Km 329+700)

CLIENT:
NATIONAL HIGHWAYS AUTHORITY (NHA)

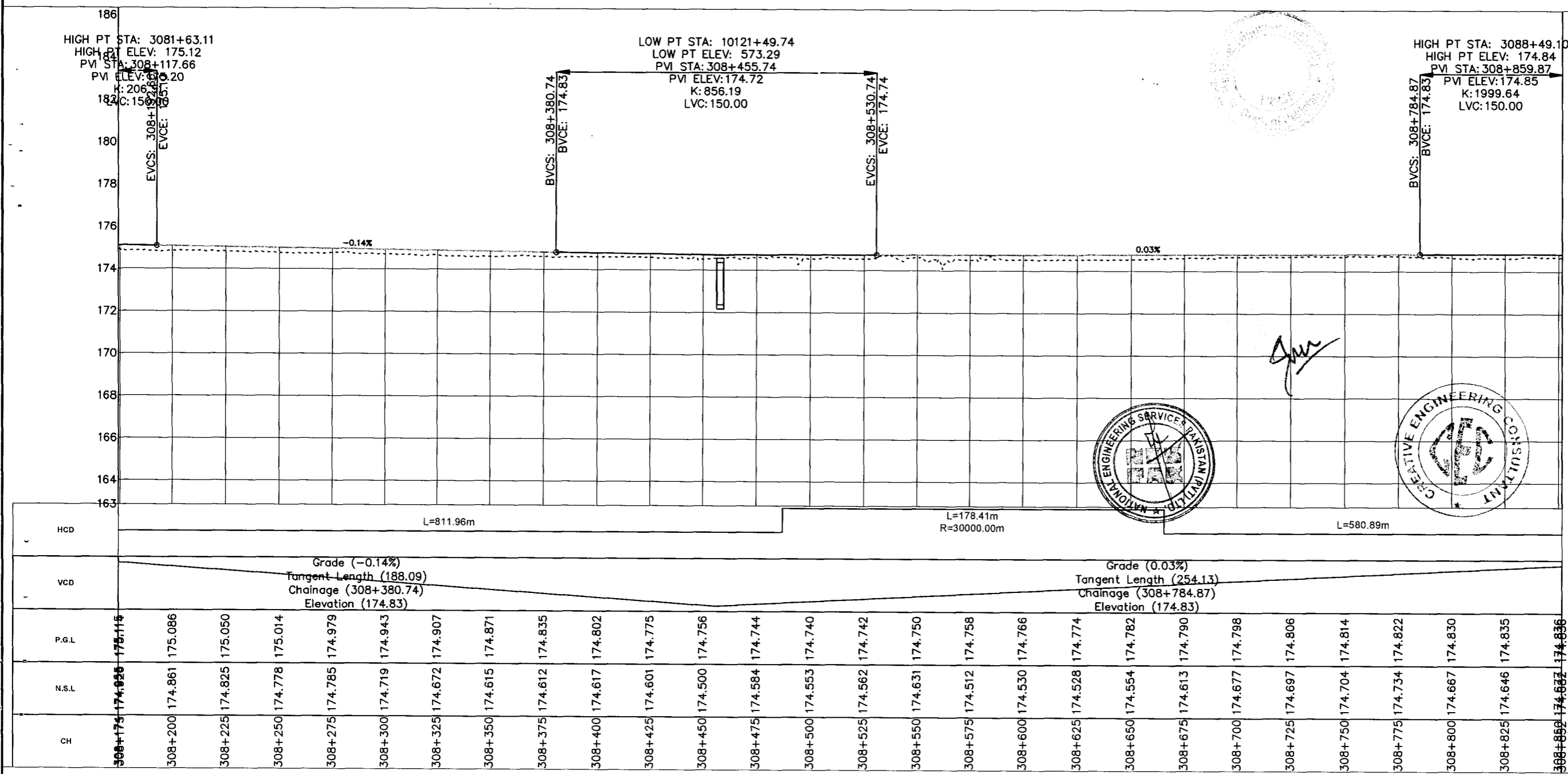
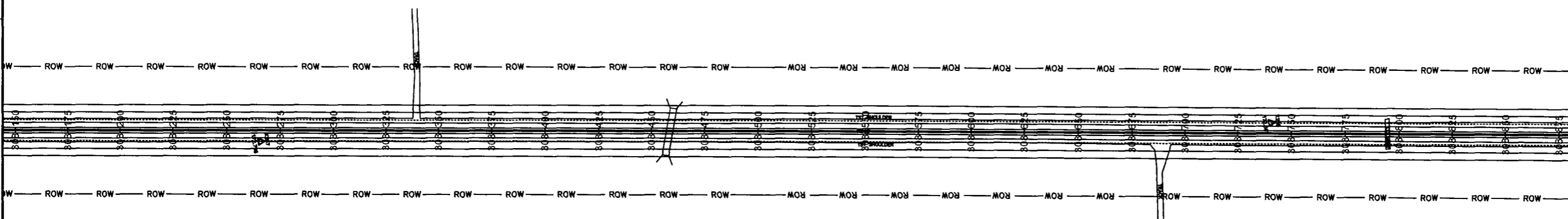
CONSULTANTS:
 MINCONSULT SDN BHD
 In Joint Venture With
 SAMAN CORPORATION
 SHELADIA ASSOCIATES
 CEC
 AAA
 ACE
 AA
 ACC

DRAWING TITLE:
PLAN & PROFILE
307+496.81 - 308+174.23

DESIGN BY: AS	SHEET NO: 122 of 156
DRAWN BY: SA	SCALE: H = 1:2000 V = 1:100
CHECKED BY: AS	DATE: APRIL, 2024
APPROVED BY:	REVISION:

CAD FILE NAME:
CAREC/T-III/TD/032

BOX CULVERT
 STATION=308+458
 SKEW = 0°
 No. OF CELL = 01
 WIDTH = 3.0
 DEPTH = 2.0



HIGH PT STA: 3081+63.11
 HIGH PT ELEV: 175.12
 PVI STA: 308+117.66
 PVI ELEV: 175.20
 K: 206
 C: 150

LOW PT STA: 10121+49.74
 LOW PT ELEV: 573.29
 PVI STA: 308+455.74
 PVI ELEV: 174.72
 K: 856.19
 LVC: 150.00

HIGH PT STA: 3088+49.10
 HIGH PT ELEV: 174.84
 PVI STA: 308+859.87
 PVI ELEV: 174.85
 K: 1999.64
 LVC: 150.00

Station	HCD	VCD	P.G.L	N.S.L	CH
308+175			174.826	174.826	174.826
308+200			174.861	174.861	174.861
308+225			174.825	174.825	174.825
308+250			174.778	174.778	174.778
308+275			174.785	174.785	174.785
308+300			174.719	174.719	174.719
308+325			174.672	174.672	174.672
308+350			174.615	174.615	174.615
308+375			174.612	174.612	174.612
308+400			174.617	174.617	174.617
308+425			174.601	174.601	174.601
308+450			174.500	174.500	174.500
308+475			174.584	174.584	174.584
308+500			174.553	174.553	174.553
308+525			174.562	174.562	174.562
308+550			174.631	174.631	174.631
308+575			174.512	174.512	174.512
308+600			174.530	174.530	174.530
308+625			174.528	174.528	174.528
308+650			174.554	174.554	174.554
308+675			174.613	174.613	174.613
308+700			174.677	174.677	174.677
308+725			174.697	174.697	174.697
308+750			174.704	174.704	174.704
308+775			174.734	174.734	174.734
308+800			174.667	174.667	174.667
308+825			174.646	174.646	174.646
308+856			174.832	174.832	174.832

NOTES
 1- ALL DIMENSIONS AND ARE IN METERS

LEGEND

REV.	REVISION/ISSUE	DATE

PROJECT:
 CONSTRUCTION OF DG KHAN - DI KHAN SECTION OF N-55 AS 4-LANE HIGHWAY (208 km) PACKAGE-2 (Km 233+200 TO Km 329+700)

CLIENT:
 NHA NATIONAL HIGHWAYS AUTHORITY (NHA)

CONSULTANTS:
 MINCONSULT SDN BHD In Joint Venture With
 SAMAN CORPORATION
 SHELADIA ASSOCIATES
 CEC
 AAA
 ACE
 AA
 ACC

DRAWING TITLE:
 PLAN & PROFILE
 308+174.23 - 308+851.65

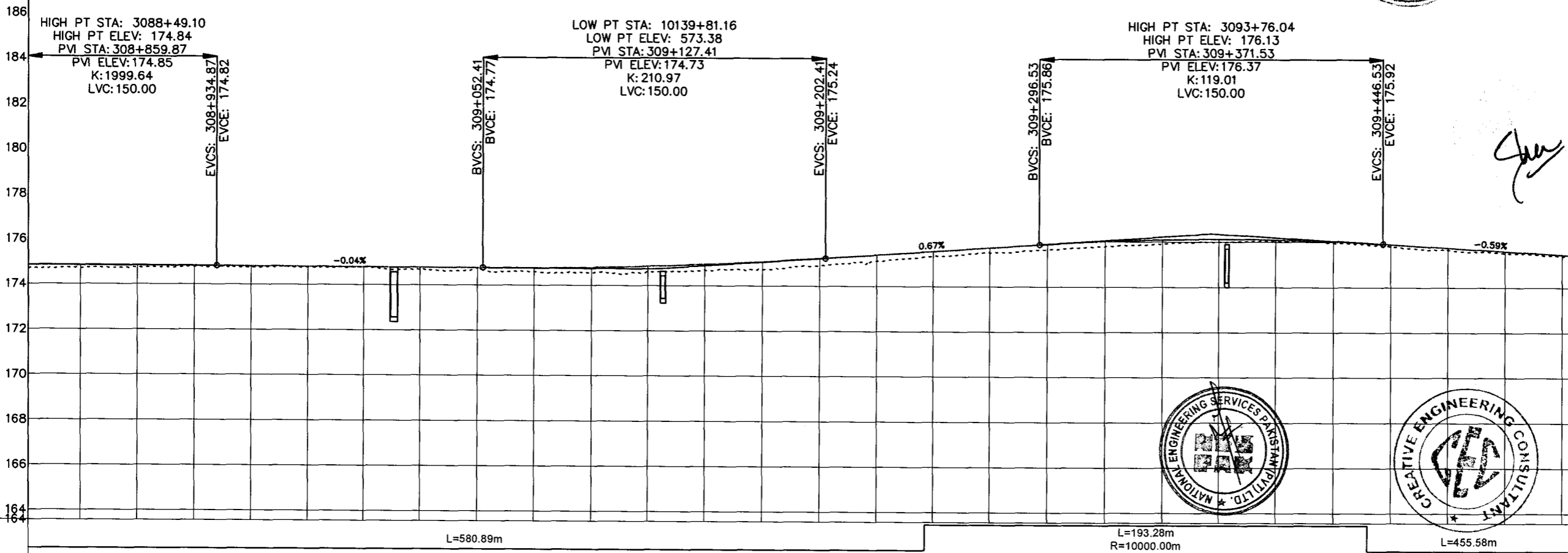
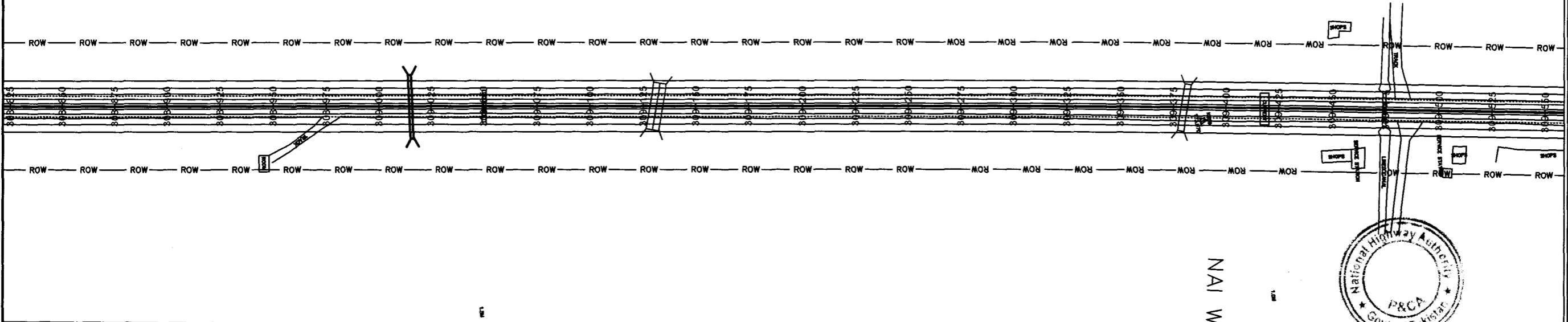
DESIGN BY: A.S	SHEET NO: 123 of 15F
DRAWN BY: S.A	SCALE: H = 1:2000 V = 1:100
CHECKED BY: A.S	DATE: APRIL, 2024
APPROVED BY:	REVISION:

CAD FILE NAME:
 CAREC/T-III/TD/032

BOX CULVERT
 STATION = 309+015
 SKEW = 0°
 No. OF CELL = 01
 WIDTH = 3.0
 DEPTH = 2.0

BOX CULVERT
 STATION = 309+133
 SKEW = 0°
 No. OF CELL = 01
 WIDTH = 2.0
 DEPTH = 1.0

BOX CULVERT
 STATION = 309+380
 SKEW = 0°
 No. OF CELL = 01
 WIDTH = 1.5
 DEPTH = 1.5



Station	CH	N.S.L	P.G.L	VCD
308+852	174.682	174.682	174.836	Grade (-0.04%) Tangent Length (117.54) Chainage (309+052.41) Elevation (174.77)
308+875	174.694	174.834	174.830	
308+900	174.746	174.830	174.822	
308+950	174.753	174.811	174.800	Grade (0.67%) Tangent Length (94.13) Chainage (309+296.53) Elevation (175.86)
308+975	174.770	174.800	174.790	
309+000	174.776	174.790	174.779	
309+025	174.660	174.779	174.770	Grade (-0.59%) Tangent Length (93.81) Chainage (309+540.34) Elevation (175.37)
309+050	174.747	174.768	174.768	
309+075	174.589	174.770	174.770	
309+100	174.569	174.800	174.800	
309+125	174.630	174.861	174.861	
309+150	174.696	174.951	174.951	
309+175	174.723	175.071	175.071	
309+200	174.926	175.220	175.220	
309+225	175.109	175.387	175.387	
309+250	175.348	175.554	175.554	
309+275	175.496	175.721	175.721	
309+300	175.645	175.888	175.888	
309+325	175.797	176.021	176.021	
309+350	175.917	176.102	176.102	
309+375	175.995	176.131	176.131	
309+400	176.025	176.106	176.106	
309+425	175.966	176.030	176.030	
309+450	175.811	175.901	175.901	
309+475	175.667	175.753	175.753	
309+500	175.521	175.605	175.605	
309+529	175.378	175.453	175.453	

NOTES
 1- ALL DIMENSIONS AND ARE IN METERS.

LEGEND

REV.	REVISION/ISSUE	DATE

PROJECT:
 CONSTRUCTION OF DG KHAN - DI KHAN SECTION OF N-55 AS 4-LANE HIGHWAY (208 km) PACKAGE-2 (Km 233+200 TO Km 329+700)


CLIENT:
 NHA NATIONAL HIGHWAYS AUTHORITY (NHA)

CONSULTANTS:
 MINCONSULT SDN BHD In Joint Venture With
 SAMAN CORPORATION
 SHELADIA ASSOCIATES
 CEC
 AAA
 ACE
 AA
 ACC

DRAWING TITLE:
 PLAN & PROFILE
 308+851.65 - 309+529.08

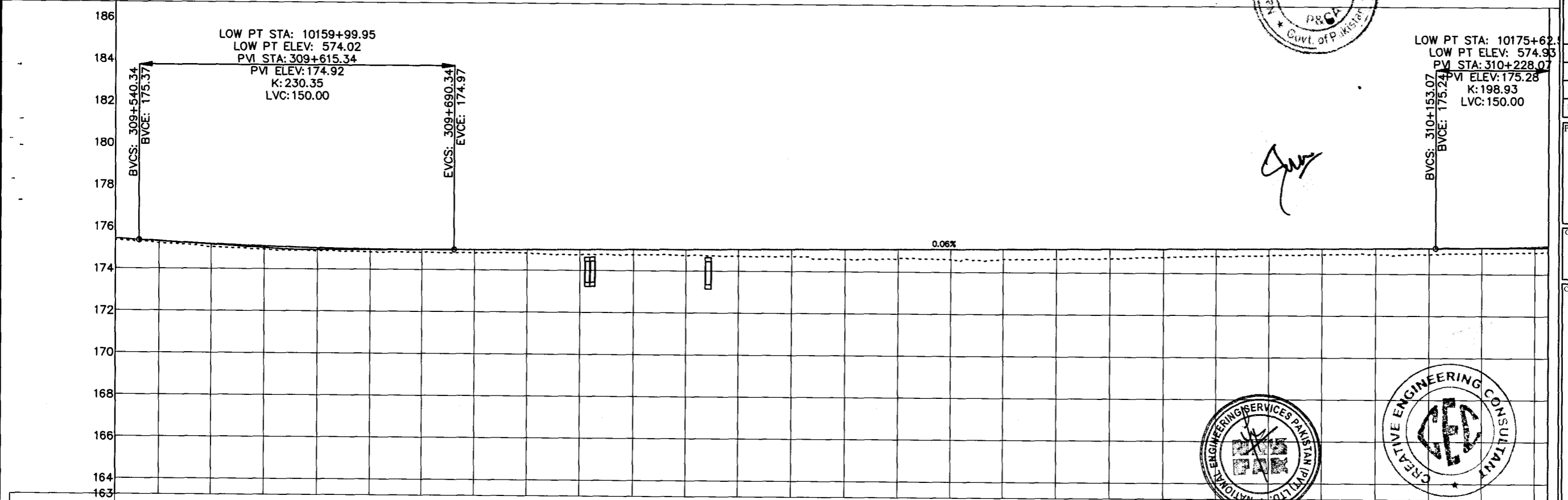
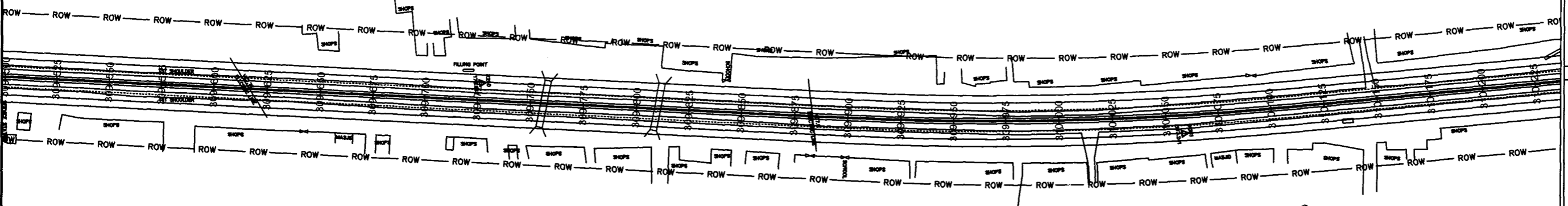
DESIGN BY: A.S	SHEET NO: 124 of 156
DRAWN BY: S.A	SCALE: H = 1:2000 V = 1:100
CHECKED BY: A.S	DATE: APRIL, 2024
APPROVED BY:	REVISION:

CAD FILE NAME:
 CAREC/T-III/TD/032




BOX CULVERT STATION=309+756 SKEW = 0° No. OF CELL = 02 WIDTH = 2.0 DEPTH = 1.0	BOX CULVERT STATION=309+812 SKEW = 0° No. OF CELL = 01 WIDTH = 3.0 DEPTH = 1.5
---	---

LA BAZAR



HCD	L=455.58m		L=212.95m R=1500.00m		L=253.31m																								
VCD	Grade (0.06%) Tangent Length (462.73) Chainage (310+153.07) Elevation (175.24)																												
P.G.L	309+529	309+550	309+575	309+600	309+625	309+650	309+675	309+700	309+725	309+750	309+775	309+800	309+825	309+850	309+875	309+900	309+925	309+950	309+975	310+000	310+025	310+050	310+075	310+100	310+125	310+150	310+175	310+200	310+206
N.S.L	175.348	175.213	175.049	174.934	174.874	174.830	174.826	174.813	174.806	174.760	174.767	175.031	175.045	175.060	175.075	175.089	175.104	175.119	175.134	175.148	175.163	175.178	175.192	175.207	175.222	175.237	175.263	175.321	175.342
CH	175.433	175.311	175.187	175.090	175.020	174.978	174.962	174.972	174.986	175.001	175.016	175.031	175.045	175.060	175.075	175.089	175.104	175.119	175.134	175.148	175.163	175.178	175.192	175.207	175.222	175.237	175.263	175.321	175.342



NOTES
1. ALL DIMENSIONS AND ARE IN METERS.

LEGEND

REV	REVISION	ISSUE	DATE

TENDER DRAWINGS

PROJECT:
CONSTRUCTION OF DG KHAN - DI KHAN SECTION OF N-55 AS 4-LANE HIGHWAY (208 km)
PACKAGE-2
(Km 233+200 TO Km 329+700)

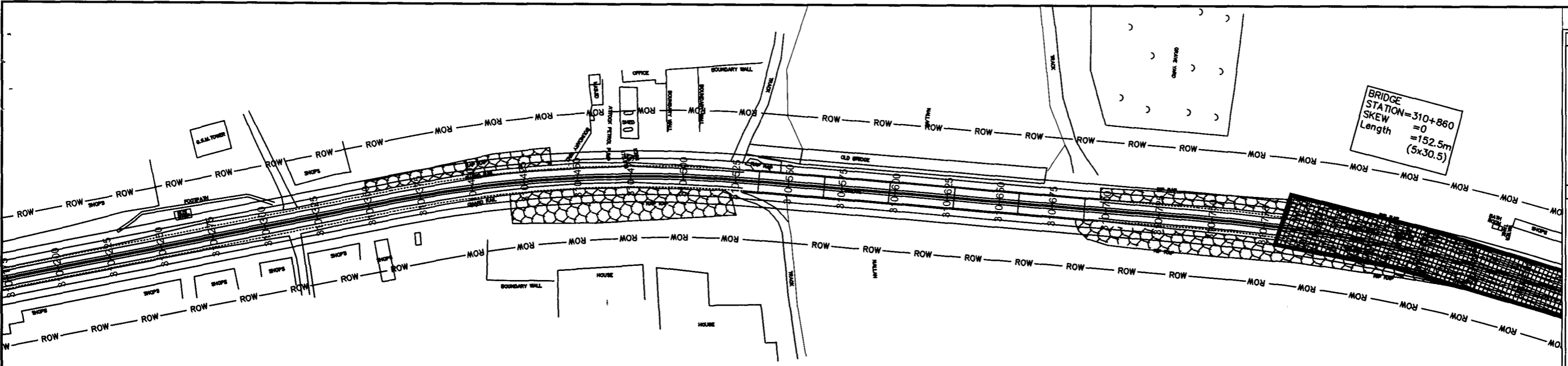
CLIENT:
NATIONAL HIGHWAYS AUTHORITY (NHA)

CONSULTANTS:
MINCONSULT SDN BHD
SAMAN CORPORATION
SHELADIA ASSOCIATES
CEC
AAA
ACE
AA
ACC

DRAWING TITLE:
PLAN & PROFILE
309+529.08 - 310+206.50

DESIGN BY: A.S	SHEET NO: 125 of 156
DRAWN BY: S.A	SCALE: H = 1:2000 V = 1:100
CHECKED BY: A.S	DATE: APRIL, 2024
APPROVED BY:	REVISION:


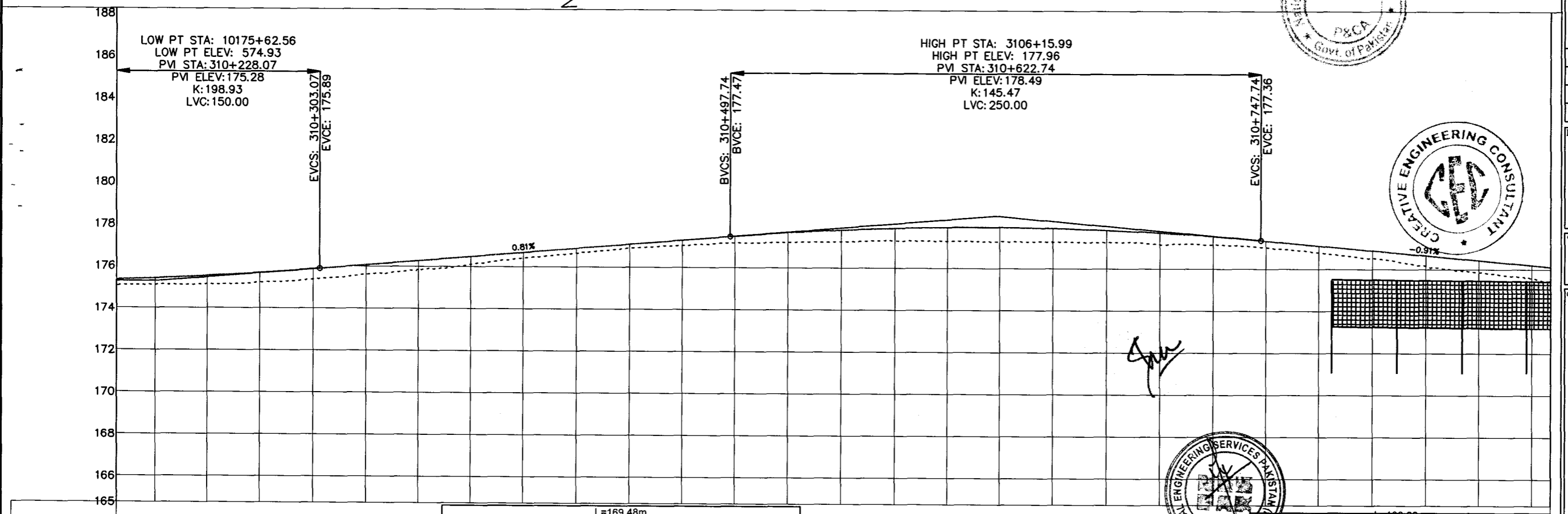
CAD FILE NAME:
CAREC/T-III/TD/032



BRIDGE
STATION=310+860
SKEW
=0
Length
=152.5m
(5x30.5)

NOTES
1- ALL DIMENSIONS AND ARE IN METERS.

LEGEND



REV.	REVISION/ISSUE	DATE

PROJECT:
CONSTRUCTION OF DG KHAN - DI KHAN
SECTION OF N-55 AS 4-LANE HIGHWAY
(208 km)
PACKAGE-2
(Km 233+200 TO Km 329+700)

CLIENT:
NHA NATIONAL HIGHWAYS
AUTHORITY (NHA)

- CONSULTANTS:
- MINCONSULT. SDN BHD
In Joint Venture With
 - SAMAN CORPORATION
 - SHELADIA ASSOCIATES
 - CEC
 - AAA
 - ACE
 - AA
 - ACC

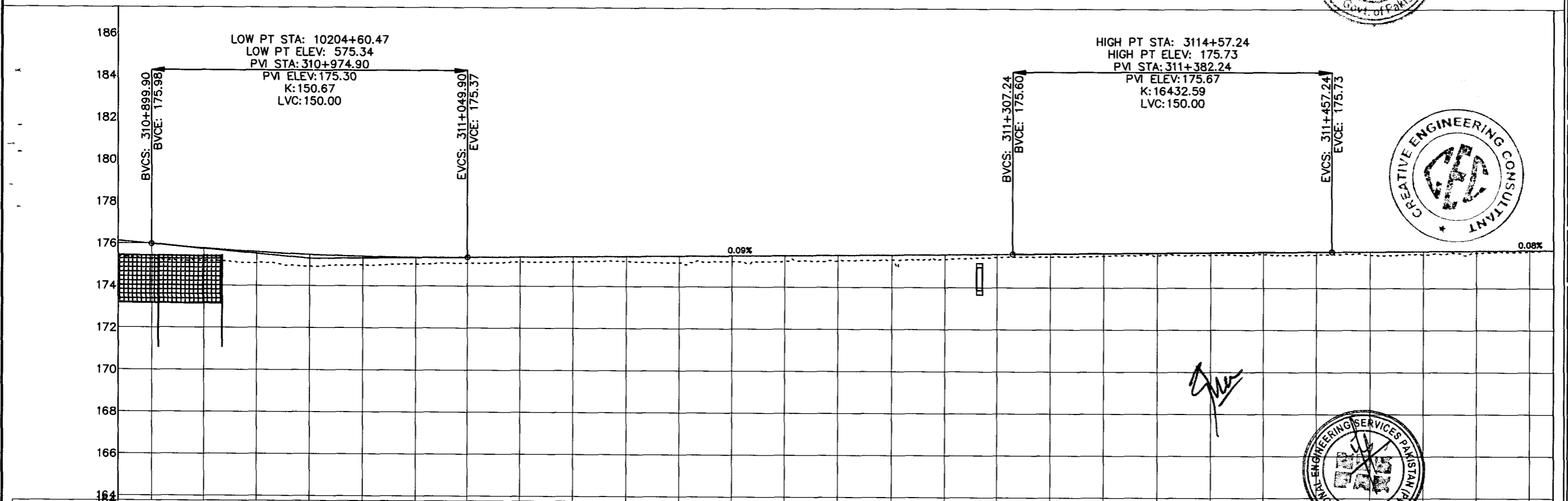
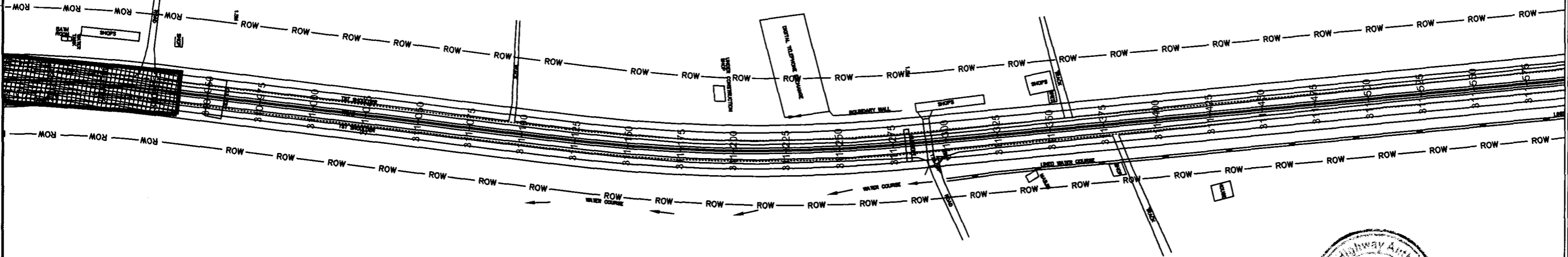
DRAWING TITLE:
PLAN & PROFILE
310+206.50 - 310+883.92

DESIGN BY: A.S	SHEET NO: 176 of 156
DRAWN BY: S.A	SCALE: H = 1:2000 V = 1:100
CHECKED BY: A.S	DATE: APRIL, 2024
APPROVED BY:	REVISION:

CAD FILE NAME:
CAREC/T-III/TD/032

HCD	L=253.31m	L=169.48m R=600.00m	L=211.74m	L=186.22m R=750.00m																									
VCD	Grade (0.81%) Tangent Length (194.67) Chainage (310+497.74) Elevation (177.47)		Grade (-0.91%) Tangent Length (152.16) Chainage (310+899.90) Elevation (175.98)																										
P.G.L	310+206 175.342	310+225 175.091	310+250 175.115	310+275 175.223	310+300 175.371	310+325 176.070	310+350 176.274	310+375 176.477	310+400 176.680	310+425 176.883	310+450 177.087	310+475 177.290	310+500 177.493	310+525 177.671	310+550 177.806	310+575 177.898	310+600 177.946	310+625 177.952	310+650 177.916	310+675 177.836	310+700 177.713	310+725 177.547	310+750 177.338	310+775 177.112	310+800 176.885	310+825 176.659	310+850 176.433	310+875 176.206	310+884 176.125
N.S.L	175.065	175.091	175.115	175.223	175.371	176.070	176.274	176.477	176.680	176.883	177.087	177.290	177.493	177.671	177.806	177.898	177.946	177.952	177.916	177.836	177.713	177.547	177.338	177.112	176.885	176.659	176.433	176.206	176.125
CH	310+206	310+225	310+250	310+275	310+300	310+325	310+350	310+375	310+400	310+425	310+450	310+475	310+500	310+525	310+550	310+575	310+600	310+625	310+650	310+675	310+700	310+725	310+750	310+775	310+800	310+825	310+850	310+875	310+884

BOX CULVERT
 STATION=311+293
 SKEW = 0'
 No. OF CELL = 01
 WIDTH = 3.0
 DEPTH = 1.5



Station	HCD	VCD	P.G.L	N.S.L	CH
310+884	L=186.22m R=750.00m		175.425	175.425	175.425
310+900			175.263	175.263	175.263
310+925			175.157	175.157	175.157
310+950			175.077	175.077	175.077
310+975			174.910	174.910	174.910
311+000			174.994	174.994	174.994
311+025			175.038	175.038	175.038
311+050			175.102	175.102	175.102
311+075			175.161	175.161	175.161
311+100			175.165	175.165	175.165
311+125			175.197	175.197	175.197
311+150			175.137	175.137	175.137
311+175			175.199	175.199	175.199
311+200			175.229	175.229	175.229
311+225			175.276	175.276	175.276
311+250			175.310	175.310	175.310
311+275			175.348	175.348	175.348
311+300			175.442	175.442	175.442
311+325			175.466	175.466	175.466
311+350			175.513	175.513	175.513
311+375			175.540	175.540	175.540
311+400			175.567	175.567	175.567
311+425			175.592	175.592	175.592
311+450			175.586	175.586	175.586
311+475			175.576	175.576	175.576
311+500			175.606	175.606	175.606
311+525			175.680	175.680	175.680
311+550			175.760	175.760	175.760
311+561			175.810	175.810	175.810

NOTES
 1- ALL DIMENSIONS AND ARE IN METERS.

LEGEND

TENDER DRAWINGS

REV.	REVISION/ISSUE	DATE

PROJECT:
 CONSTRUCTION OF DG KHAN - DI KHAN SECTION OF N-55 AS 4-LANE HIGHWAY (208 km) PACKAGE-2 (Km 233+200 TO Km 329+700)

CLIENT:
 NATIONAL HIGHWAYS AUTHORITY (NHA)

CONSULTANTS:

- MINCONSULT SDN BHD In Joint Venture With
- SAMAM CORPORATION
- SHELADIA ASSOCIATES
- CEC
- AAA
- ACE
- AA
- ACC

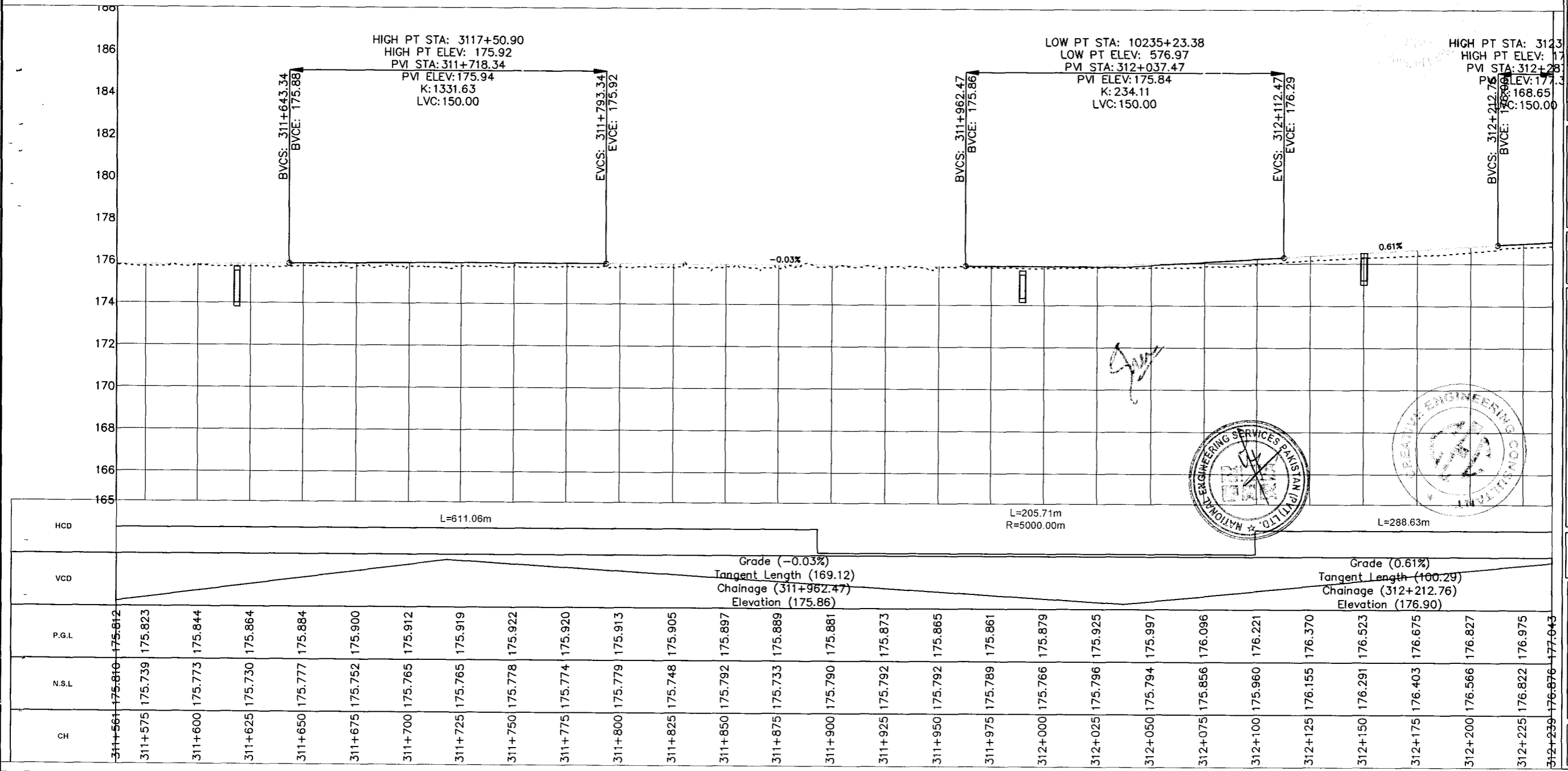
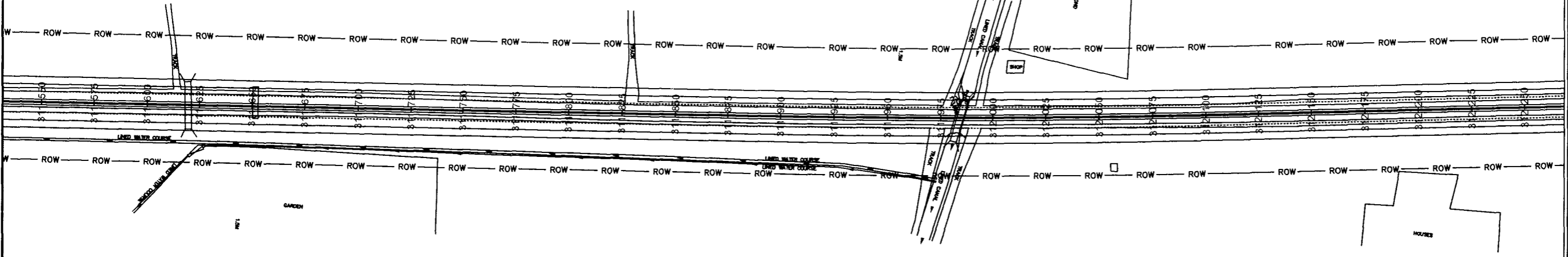
DRAWING TITLE:
 PLAN & PROFILE
 310+883.92 - 311+561.35

DESIGN BY: A.S	SHEET NO.: 127 of 156
DRAWN BY: S.A	SCALE: H = 1:2000 V = 1:100
CHECKED BY: A.S	DATE: APRIL, 2024
APPROVED BY:	REVISION:

CAD FILE NAME:
 CAREC/T-III/TD/032

BOX CULVERT
 STATION=311+620
 SKEW = 0°
 No. OF CELL = 01
 WIDTH = 2.5
 DEPTH = 1.5

BOX CULVERT
 STATION=311+990
 SKEW = 0°
 No. OF CELL = 01
 WIDTH = 3.5
 DEPTH = 1.5



NOTES
 1- ALL DIMENSIONS AND ARE IN METERS

LEGEND

REV	REVISION/ISSUE	DATE

PROJECT:
 CONSTRUCTION OF DG KHAN - DI KHAN SECTION OF N-55 AS 4-LANE HIGHWAY (208 km) PACKAGE-2 (Km 233+200 TO Km 329+700)

CLIENT:
 NHA NATIONAL HIGHWAYS AUTHORITY (NHA)

CONSULTANTS:
 MINCONSULT SDN BHD in Joint Venture With
 SAMAN CORPORATION
 SHELDIA ASSOCIATES
 CEC
 AAA
 ACE
 AA
 ACC

DRAWING TITLE:
 PLAN & PROFILE
 311+561.35 - 312+238.77

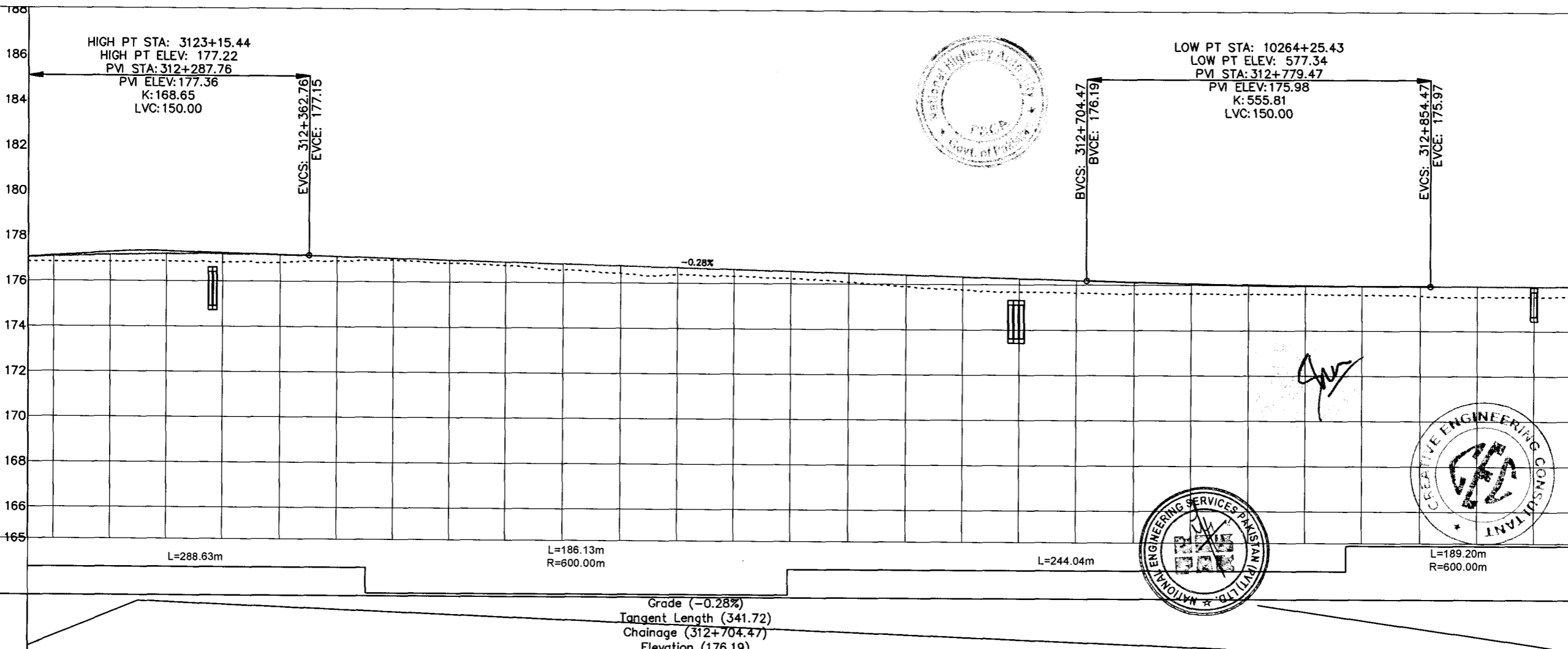
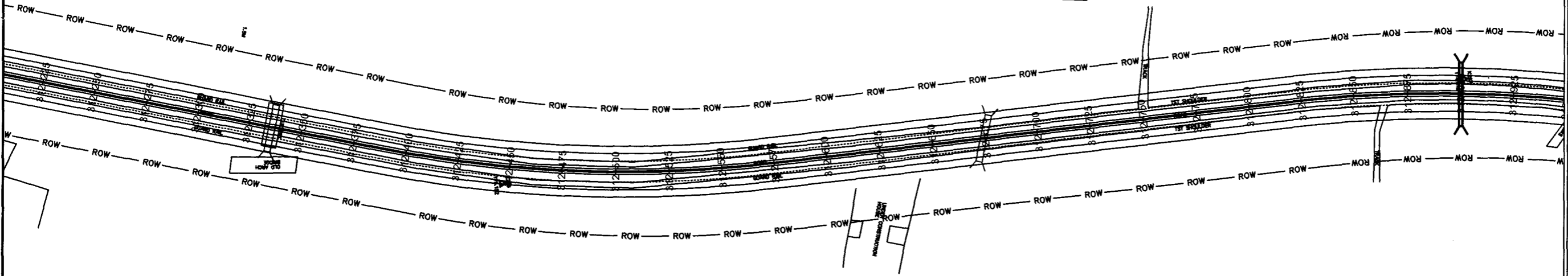
DESIGN BY: A.S	SHEET NO: 128 of 156
DRAWN BY: S.A	SCALE: H = 1:2000 V = 1:100
CHECKED BY: A.S	DATE: APRIL, 2024
APPROVED BY:	REVISION:

CAD FILE NAME:
 CAREC/T-III/TD/032

BOX CULVERT
 STATION=312+336
 SKEW = 0°
 No. OF CELL = 02
 WIDTH = 1.5
 DEPTH = 1.5

BOX CULVERT
 STATION=312+675
 SKEW = 0°
 No. OF CELL = 03
 WIDTH = 2.0
 DEPTH = 1.5

BOX CULVERT
 STATION = 312+900
 SKEW = 0°
 No. OF CELL = 01
 WIDTH = 3.0
 DEPTH = 1.5



Station	P.G.L	N.S.L	CH
312+239	176.876	176.876	177.043
312+250	176.848	176.848	177.090
312+275	176.863	176.863	177.169
312+300	176.890	176.890	177.210
312+325	176.838	176.838	177.215
312+350	176.837	176.837	177.182
312+375	176.919	176.919	177.117
312+400	176.968	176.968	177.046
312+425	176.848	176.848	176.976
312+450	176.760	176.760	176.906
312+475	176.568	176.568	176.836
312+500	176.434	176.434	176.766
312+525	176.389	176.389	176.696
312+550	176.332	176.332	176.626
312+575	176.239	176.239	176.555
312+600	176.085	176.085	176.485
312+625	175.905	175.905	176.415
312+650	175.765	175.765	176.345
312+675	175.686	175.686	176.275
312+700	175.657	175.657	176.205
312+725	175.632	175.632	176.138
312+750	175.622	175.622	176.083
312+775	175.624	175.624	176.039
312+800	175.630	175.630	176.006
312+825	175.598	175.598	175.985
312+850	175.567	175.567	175.974
312+875	175.497	175.497	175.972
312+900	175.513	175.513	175.969
312+916	175.549	175.549	175.967

NOTES
 1- ALL DIMENSIONS AND ARE IN METERS

LEGEND

REV.	REVISION/ISSUE	DATE

PROJECT:
 CONSTRUCTION OF DG KHAN - DI KHAN
 SECTION OF N-55 AS 4-LANE HIGHWAY
 (208 km)
 PACKAGE-2
 (Km 233+200 TO Km 329+700)

CLIENT:
 NATIONAL HIGHWAYS AUTHORITY (NHA)

CONSULTANTS:

- MINCONSULT. SDN BHD
In Joint Venture With
- SAMAN CORPORATION
- SHELADIA ASSOCIATES
- CEC
- AAA
- ACE
- AA
- ACC

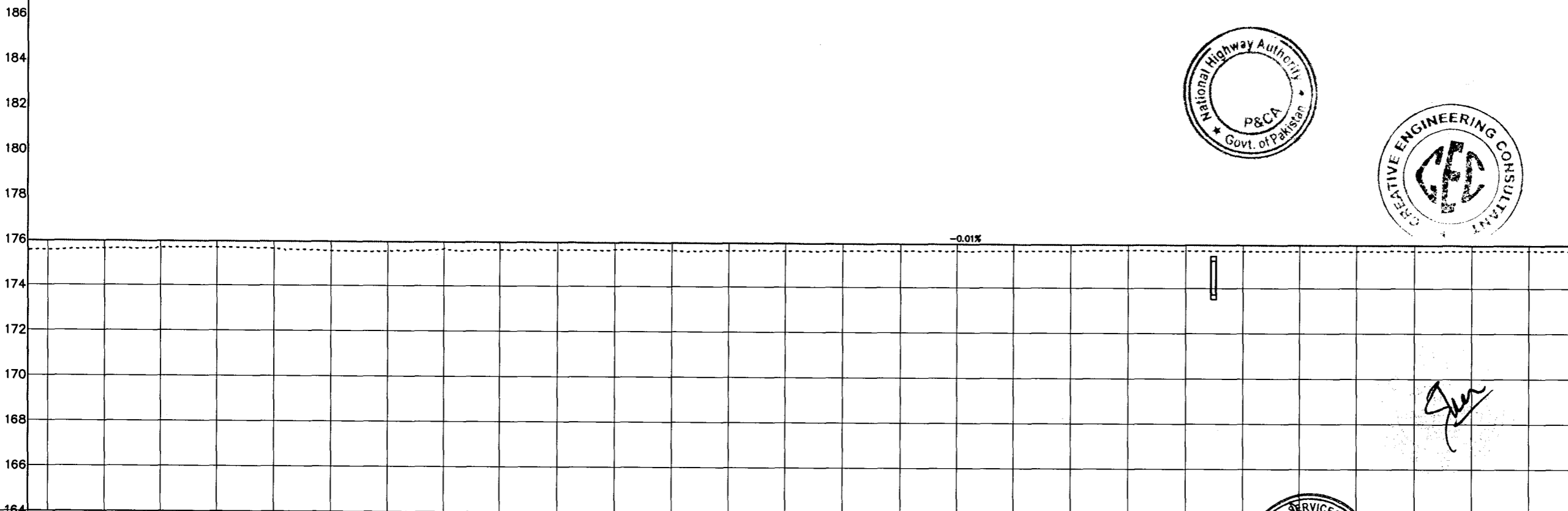
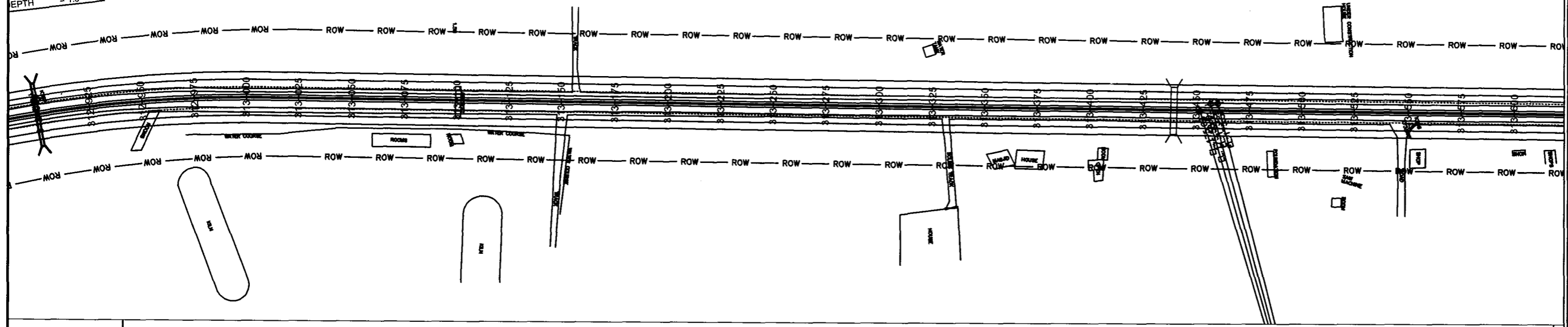
DRAWING TITLE:
 PLAN & PROFILE
 312+238.77 - 312+916.19

DESIGN BY:	SHEET NO:
A.S	129 of 156
DRAWN BY:	SCALE: H = 1:2000 V = 1:100
S.A	
CHECKED BY:	DATE:
A.S	APRIL, 2024
APPROVED BY:	REVISION:



CAD FILE NAME:
 CAREC/T-III/TD/032

BOX CULVERT
 STATION = 312+900
 SKEW = 0°
 No. OF CELL = 01
 WIDTH = 3.0
 DEPTH = 1.5

BOX CULVERT
 STATION=313+439
 SKEW = 0°
 No. OF CELL = 01
 WIDTH = 2.0
 DEPTH = 1.5



Station	P.G.L	N.S.L	CH
312+916	175.549	175.967	
312+925	175.559	175.966	
312+950	175.619	175.964	
312+975	175.650	175.961	
313+000	175.668	175.958	
313+025	175.629	175.956	
313+050	175.540	175.953	
313+075	175.523	175.950	
313+100	175.640	175.948	
313+125	175.602	175.945	
313+150	175.619	175.942	
313+175	175.625	175.939	
313+200	175.580	175.937	
313+225	175.592	175.934	
313+250	175.608	175.931	
313+275	175.592	175.929	
313+300	175.602	175.926	
313+325	175.618	175.923	
313+350	175.640	175.921	
313+375	175.627	175.918	
313+400	175.674	175.915	
313+425	175.645	175.913	
313+450	175.630	175.910	
313+475	175.627	175.907	
313+500	175.621	175.905	
313+525	175.638	175.902	
313+550	175.663	175.899	
313+575	175.670	175.897	
313+594	175.659	175.895	



NOTES
 1- ALL DIMENSIONS AND ARE IN METERS

LEGEND

REV.	REVISION/ISSUE	DATE
------	----------------	------

PROJECT:
 CONSTRUCTION OF DG KHAN - DI KHAN SECTION OF N-55 AS 4-LANE HIGHWAY (208 km)
 PACKAGE-2
 (Km 233+200 TO Km 329+700)

CLIENT:
 NATIONAL HIGHWAYS AUTHORITY (NHA)




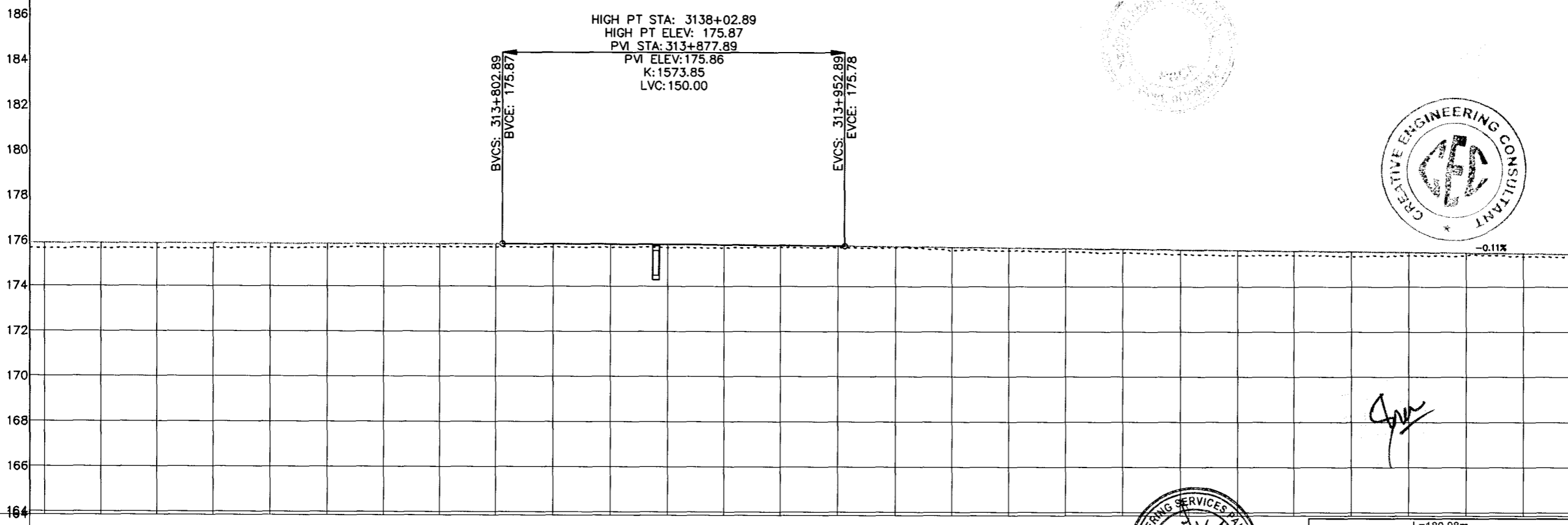
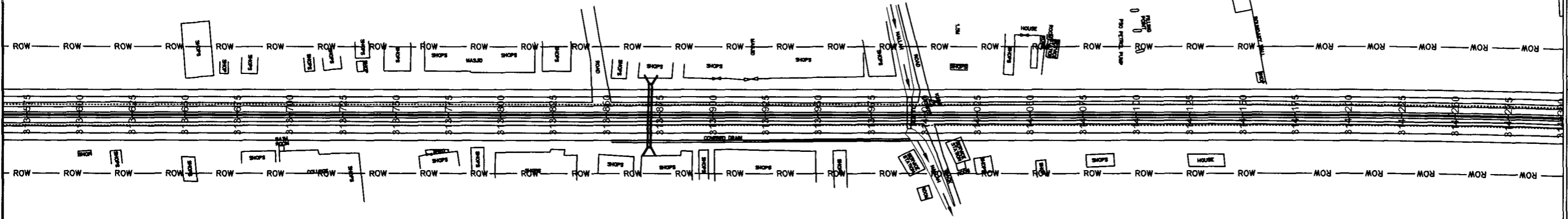
CONSULTANTS:
 MINCONSULT. SDN BHD
 In Joint Venture With
 SAMAN CORPORATION
 SHELADIA ASSOCIATES
 CEC
 AAA
 ACE
 AA
 ACC

DRAWING TITLE:
 PLAN & PROFILE
 312+916.19 - 313+593.61

DESIGN BY:	SHEET NO:
A.S	130 of 156
DRAWN BY:	SCALE:
S.A	H = 1:2000 V = 1:100
CHECKED BY:	DATE:
A.S	APRIL, 2024
APPROVED BY:	REVISION:

CAD FILE NAME:
 CAREC/T-III/ITD/032

BOX CULVERT
 STATION = 313+870
 SKEW = 0°
 No. OF CELL = 01
 WIDTH = 3.0
 DEPTH = 1.5



NOTES
 1- ALL DIMENSIONS AND ARE IN METERS.

LEGEND

REV	REVISION/ISSUE	DATE
-----	----------------	------

PROJECT:
 CONSTRUCTION OF DG KHAN - DI KHAN
 SECTION OF N-55 AS 4-LANE HIGHWAY
 (208 km)
 PACKAGE-2
 (Km 233+200 TO Km 329+700)

CLIENT:
 NATIONAL HIGHWAYS AUTHORITY (NHA)

CONSULTANTS:

- MINCONSULT. SDN BHD
In Joint Venture With
- SAMAN CORPORATION
- SHELADIA ASSOCIATES
- CEC
- AAA
- ACE
- AA
- ACC

DRAWING TITLE:
 PLAN & PROFILE
 313+593.61 - 314+271.04



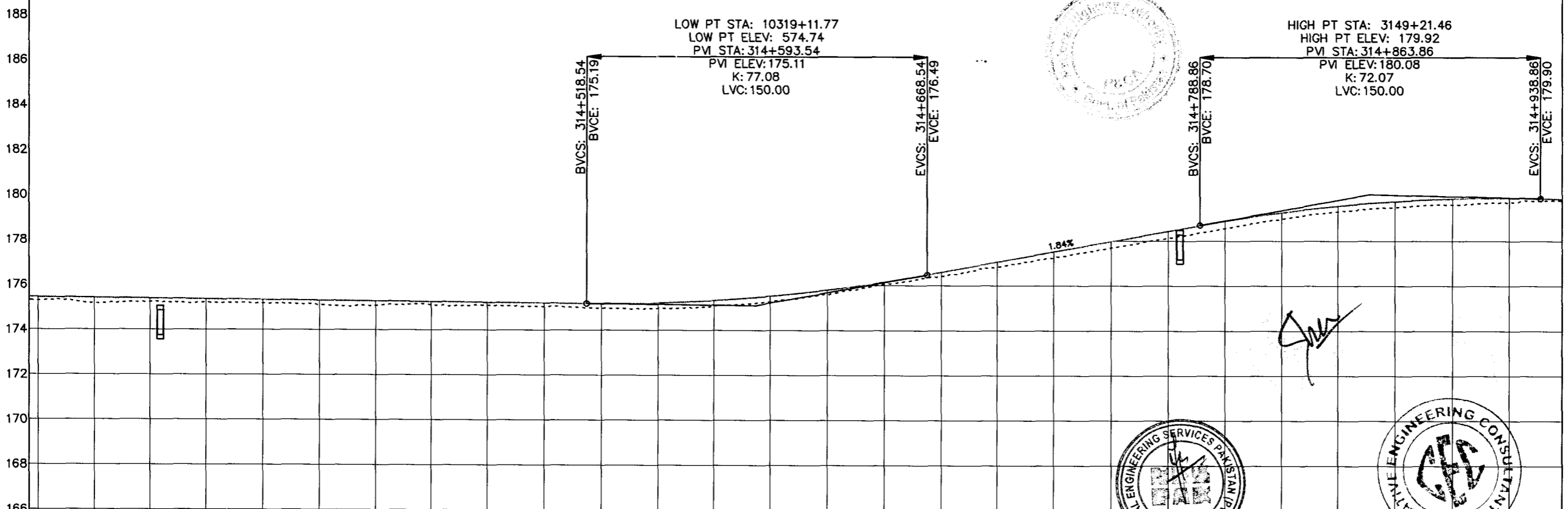
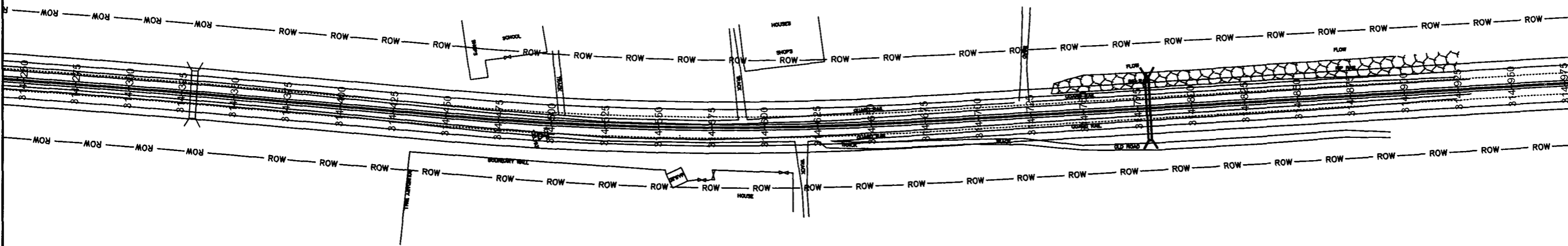
DESIGN BY: A.S	SHEET NO.: 131 of 156
DRAWN BY: S.A	SCALE: H = 1:2000 V = 1:100
CHECKED BY: A.S	DATE: APRIL, 2024
APPROVED BY:	REVISION:

CAD FILE NAME:
 CAREC/T-III/TD/032

HCD	L=1149.21m																				L=180.98m R=5000.00m									
VCD	Grade (-0.11%) Tangent Length (565.65) Chainage (314+518.54) Elevation (175.19)																													
P.G.L	313+594	313+600	313+625	313+650	313+675	313+700	313+725	313+750	313+775	313+800	313+825	313+850	313+875	313+900	313+925	313+950	313+975	314+000	314+025	314+050	314+075	314+100	314+125	314+150	314+175	314+200	314+225	314+250	314+271	314+448
N.S.L	175.895	175.894	175.891	175.889	175.886	175.883	175.881	175.878	175.875	175.873	175.869	175.860	175.848	175.832	175.812	175.788	175.761	175.735	175.708	175.682	175.655	175.629	175.602	175.576	175.549	175.523	175.496	175.470	175.448	
CH	313+594	313+600	313+625	313+650	313+675	313+700	313+725	313+750	313+775	313+800	313+825	313+850	313+875	313+900	313+925	313+950	313+975	314+000	314+025	314+050	314+075	314+100	314+125	314+150	314+175	314+200	314+225	314+250	314+271	314+448

BOX CULVERT
 STATION=314+331
 SKEW = 0°
 No. OF CELL = 01
 WIDTH = 3.0
 DEPTH = 1.5

BOX CULVERT
 STATION = 314+780
 SKEW = 0°
 No. OF CELL = 01
 WIDTH = 3.0
 DEPTH = 1.5



NOTES
 1. ALL DIMENSIONS AND ARE IN METERS.

LEGEND

REV.	REVISION/ISSUE	DATE

PROJECT:
 CONSTRUCTION OF DG KHAN - DI KHAN SECTION OF N-55 AS 4-LANE HIGHWAY (208 km) PACKAGE-2 (Km 233+200 TO Km 329+700)

CLIENT:
 NATIONAL HIGHWAYS AUTHORITY (NHA)

CONSULTANTS:

- MINCONSULT, SDN BHD In Joint Venture With
- SAMAN CORPORATION
- SHELADIA ASSOCIATES
- CEC
- AAA
- ACE
- AA
- ACC

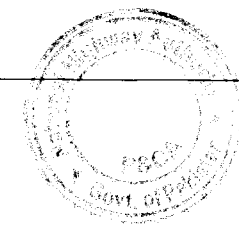
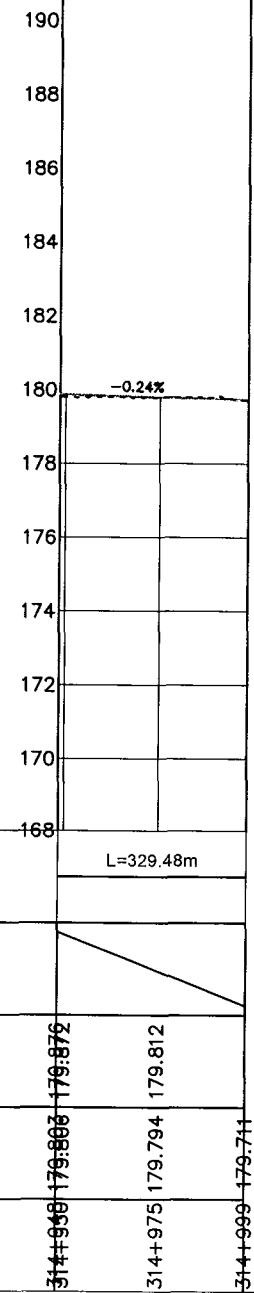
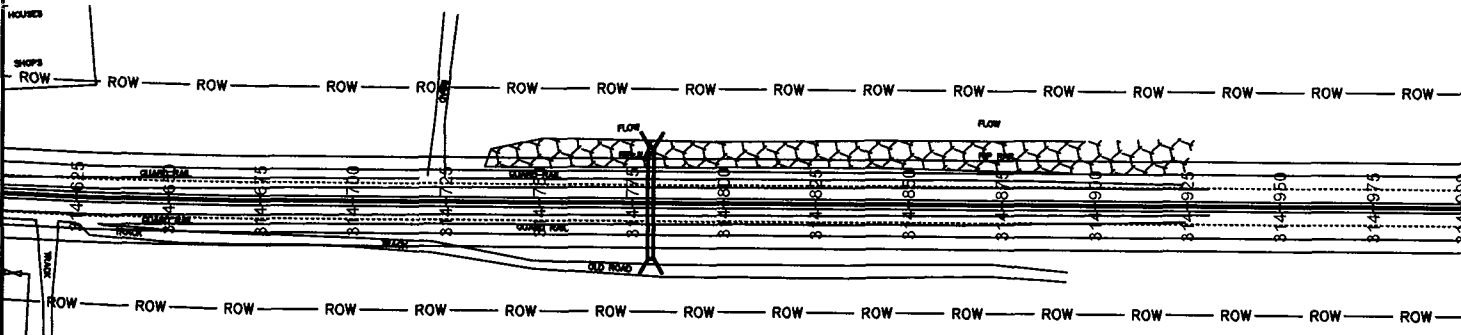
DRAWING TITLE:
 PLAN & PROFILE
 314+271.04 - 314+948.46

DESIGN BY: A.S	SHEET NO. 132 of 156
DRAWN BY: S.A	SCALE: H = 1:2000 V = 1:100
CHECKED BY: A.S	DATE: APRIL, 2024
APPROVED BY:	REVISION:



CAD FILE NAME:
 CAREC/T-III/TD/032

HCD	L=180.98m R=5000.00m	L=113.23m	L=218.38m R=1500.00m	L=329.48m																									
VCD	Grade (1.84%) Tangent Length (120.32) Chainage (314+788.86) Elevation (178.70)																												
P.G.L	314+275	314+300	314+325	314+350	314+375	314+400	314+425	314+450	314+475	314+500	314+525	314+550	314+575	314+600	314+625	314+650	314+675	314+700	314+725	314+750	314+775	314+800	314+825	314+850	314+875	314+900	314+925	314+948	
N.S.L	175.289	175.170	175.231	175.205	175.179	175.311	175.090	175.116	175.092	175.040	174.976	175.216	175.332	175.530	175.808	176.167	176.440	176.834	177.249	177.709	178.132	178.445	178.896	179.274	179.566	179.770	179.888	179.919	179.876
CH	175.275	175.417	175.391	175.364	175.338	175.311	175.285	175.258	175.232	175.205	175.181	175.216	175.332	175.530	175.808	176.167	176.440	176.834	177.249	177.709	178.132	178.445	178.896	179.274	179.566	179.770	179.888	179.919	179.876

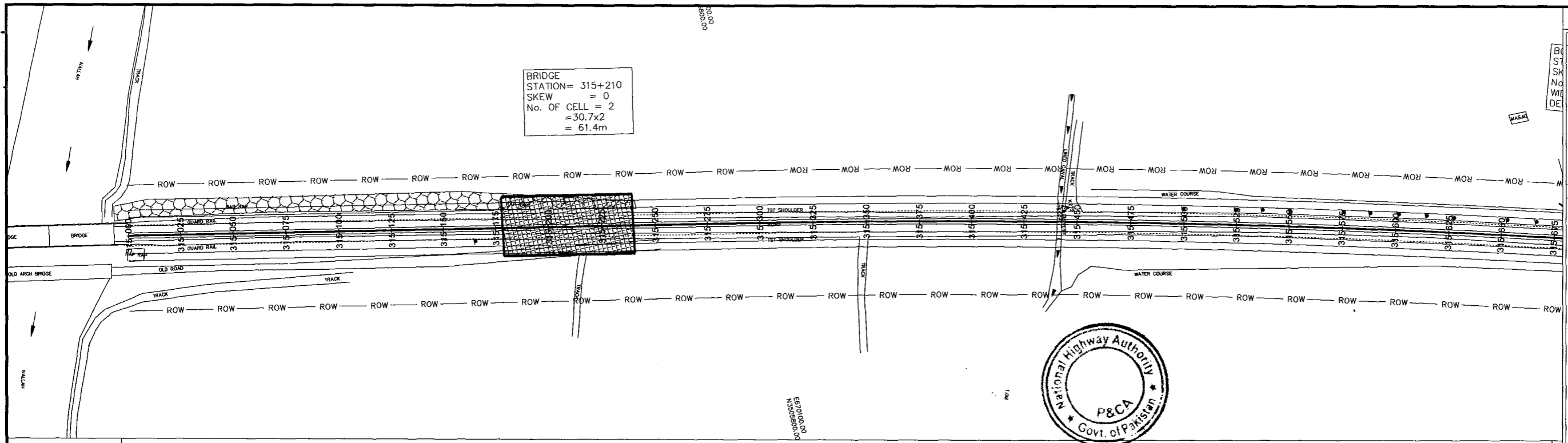
BOX CULVERT
 STATION = 314+780
 SKEW = 0°
 No. OF CELL = 01
 WIDTH = 3.0
 DEPTH = 1.5



Signature

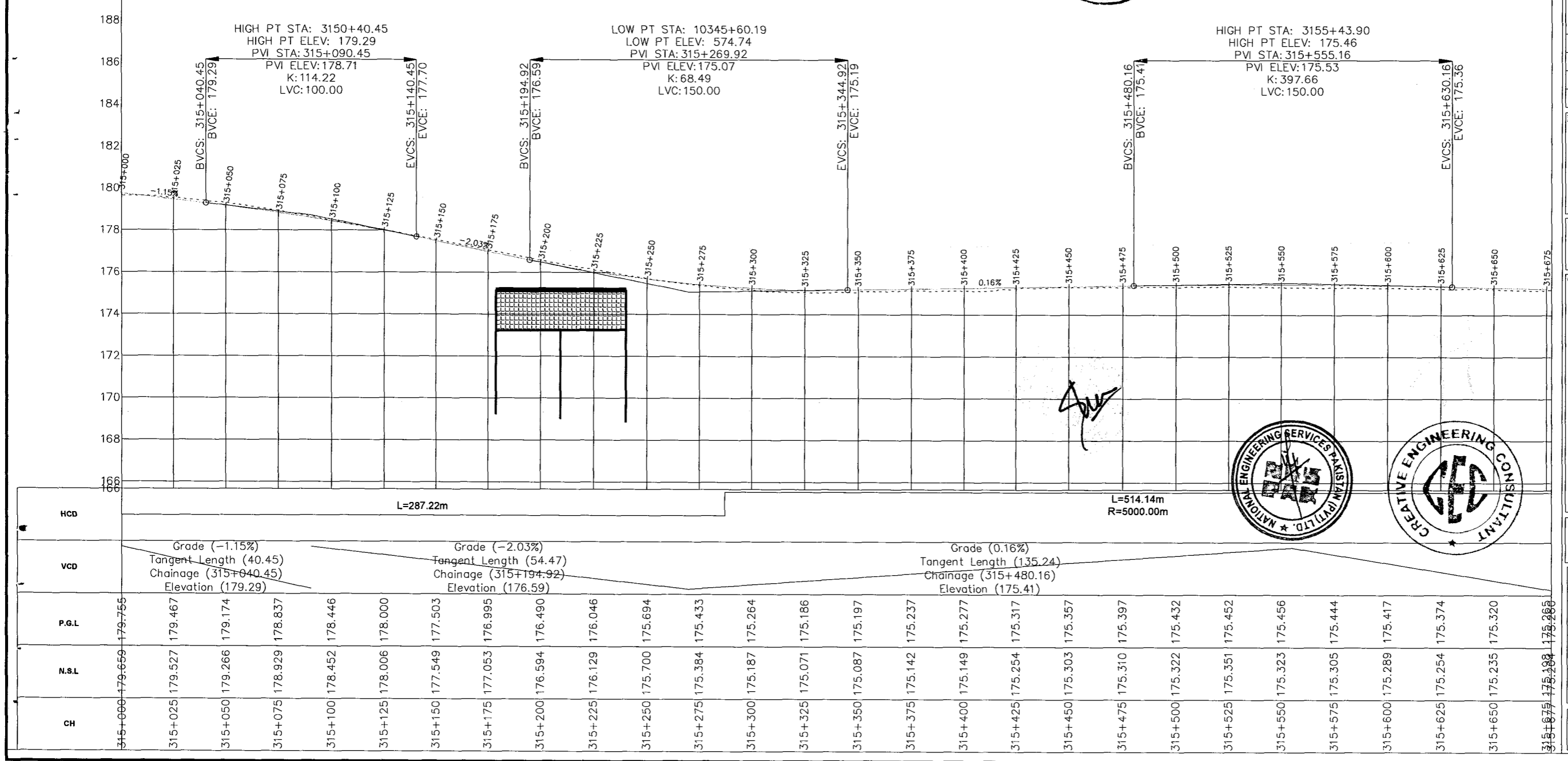


NOTES		
1- ALL DIMENSIONS AND ARE IN METERS.		
LEGEND		
TENDER DRAWINGS		
REV.	REVISION/ISSUE	DATE
PROJECT:		
CONSTRUCTION OF DG KHAN - DI KHAN SECTION OF N-55 AS 4-LANE HIGHWAY (208 km) PACKAGE-2 (Km 233+200 TO Km 329+700)		
CLIENT:		
NATIONAL HIGHWAYS AUTHORITY (NHA)		
CONSULTANTS:		
MINCONSULT SDN BHD In Joint Venture With SAMAN CORPORATION SHELADIA ASSOCIATES CEC AAA ACE AA ACC		
DRAWING TITLE:		
PLAN & PROFILE 314+948.46 - 314+998.63		
DESIGN BY:	SHEET NO:	
A.S	133 of 156	
DRAWN BY:	SCALE:	
S.A	H = 1:2000 V = 1:100	
CHECKED BY:	DATE:	
A.S	APRIL, 2024	
APPROVED BY:	REVISION:	
CAD FILE NAME:		
CAREC/T-III/TD/032		



NOTES
 1- ALL DIMENSIONS AND ARE IN METERS.

LEGEND



TENDER DRAWINGS

REV.	REVISION/ISSUE	DATE

PROJECT:
 CONSTRUCTION OF DG KHAN - DI KHAN SECTION OF N-55 4 LANE HIGHWAY (208 Km) PACKAGE-2 (Km 233+200 TO Km 329+700)


CLIENT:
 NATIONAL HIGHWAYS AUTHORITY (NHA)

- CONSULTANTS:**
- MINCONSULT SDN BHD
In Joint Venture With
 - SAMAN CORPORATION
 - SHELADIA ASSOCIATES
 - CEC
 - AAA
 - ACE
 - AA
 - ACC

DRAWING TITLE:
 PLAN & PROFILE
 315+000.00 - 315+677.42

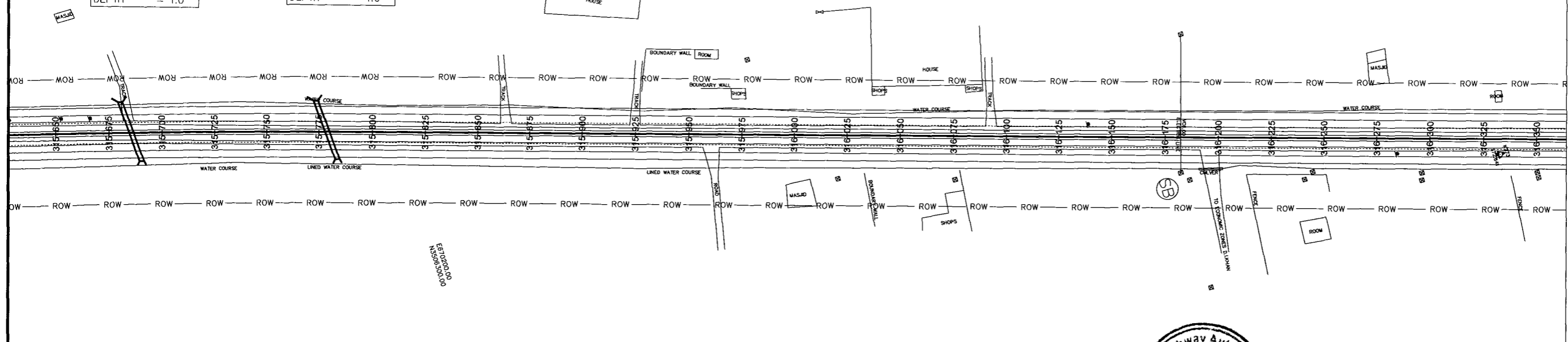
DESIGN BY: S.M	SHEET NO: 134 OF 156
DRAWN BY: S.M	SCALE: H = 1:2000 V = 1:100
CHECKED BY: A.S	DATE: APRIL, 2024
APPROVED BY:	REVISION:

CAD FILE NAME:
 CAREC/T-III/TD/033



BOX CULVERT
 STATION= 315+685
 SKEW = 3
 No. OF CELL = 1
 WIDTH = 2.0
 DEPTH = 1.0

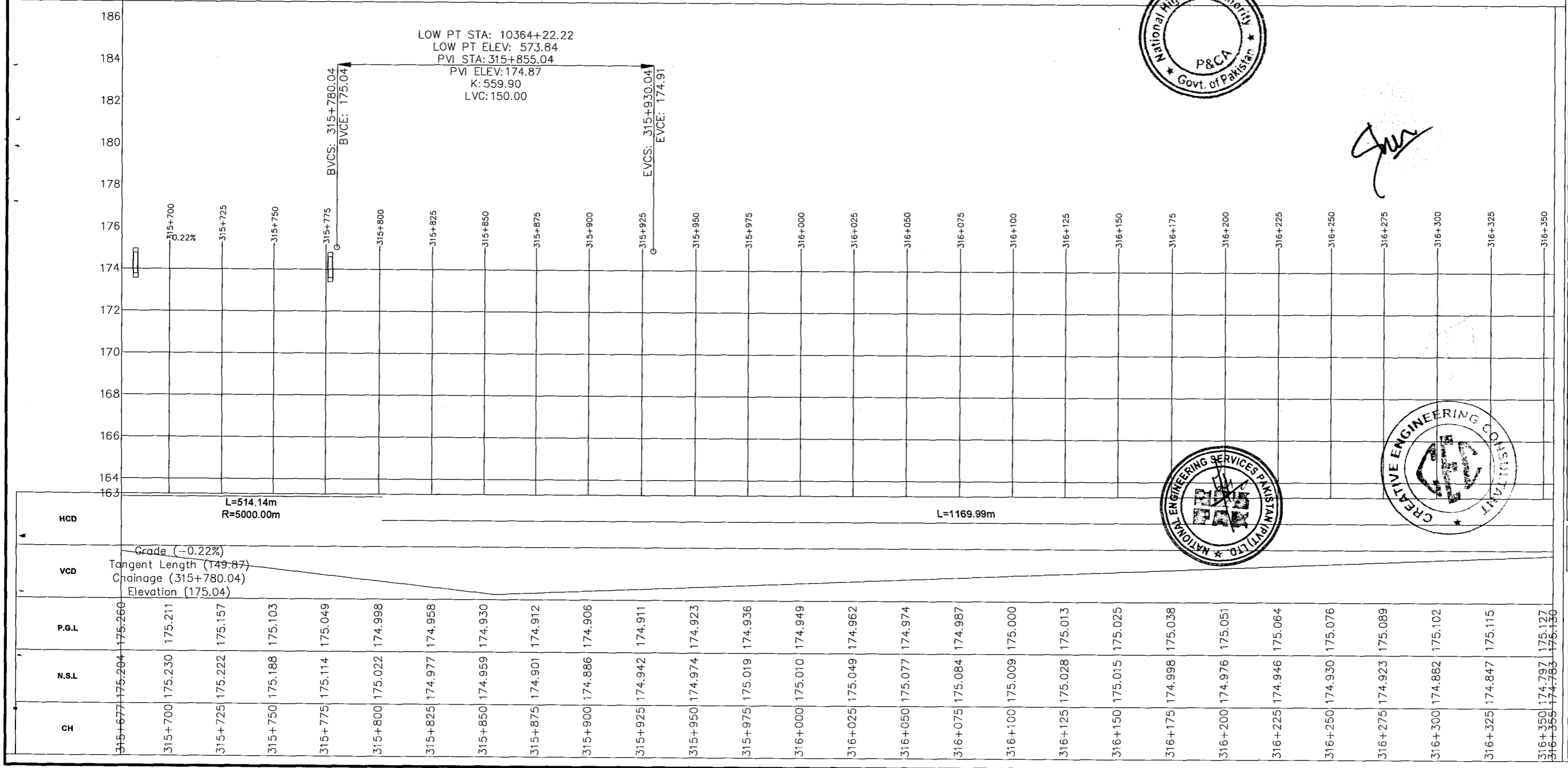
BOX CULVERT
 STATION= 315+778
 SKEW = 3
 No. OF CELL = 1
 WIDTH = 2.0
 DEPTH = 1.0



LOW PT STA: 10364+22.22
 LOW PT ELEV: 573.84
 PVI STA: 315+855.04
 PVI ELEV: 174.87
 K: 559.90
 LVC: 150.00



Signature



NOTES
 1- ALL DIMENSIONS AND ARE IN METERS.

LEGEND

REV.	REVISION/ISSUE	DATE

PROJECT:
 CONSTRUCTION OF DG KHAN - DI KHAN SECTION OF N-55 4 LANE HIGHWAY (208 Km) PACKAGE-2 (Km 233+200 TO Km 329+700)

CLIENT:
 NATIONAL HIGHWAYS AUTHORITY (NHA)

CONSULTANTS:
 MINCONSULT. SDN BHD
 In Joint Venture With
 SAMAN CORPORATION
 SHELADIA ASSOCIATES
 CEC
 AAA
 ACE
 AA
 ACC




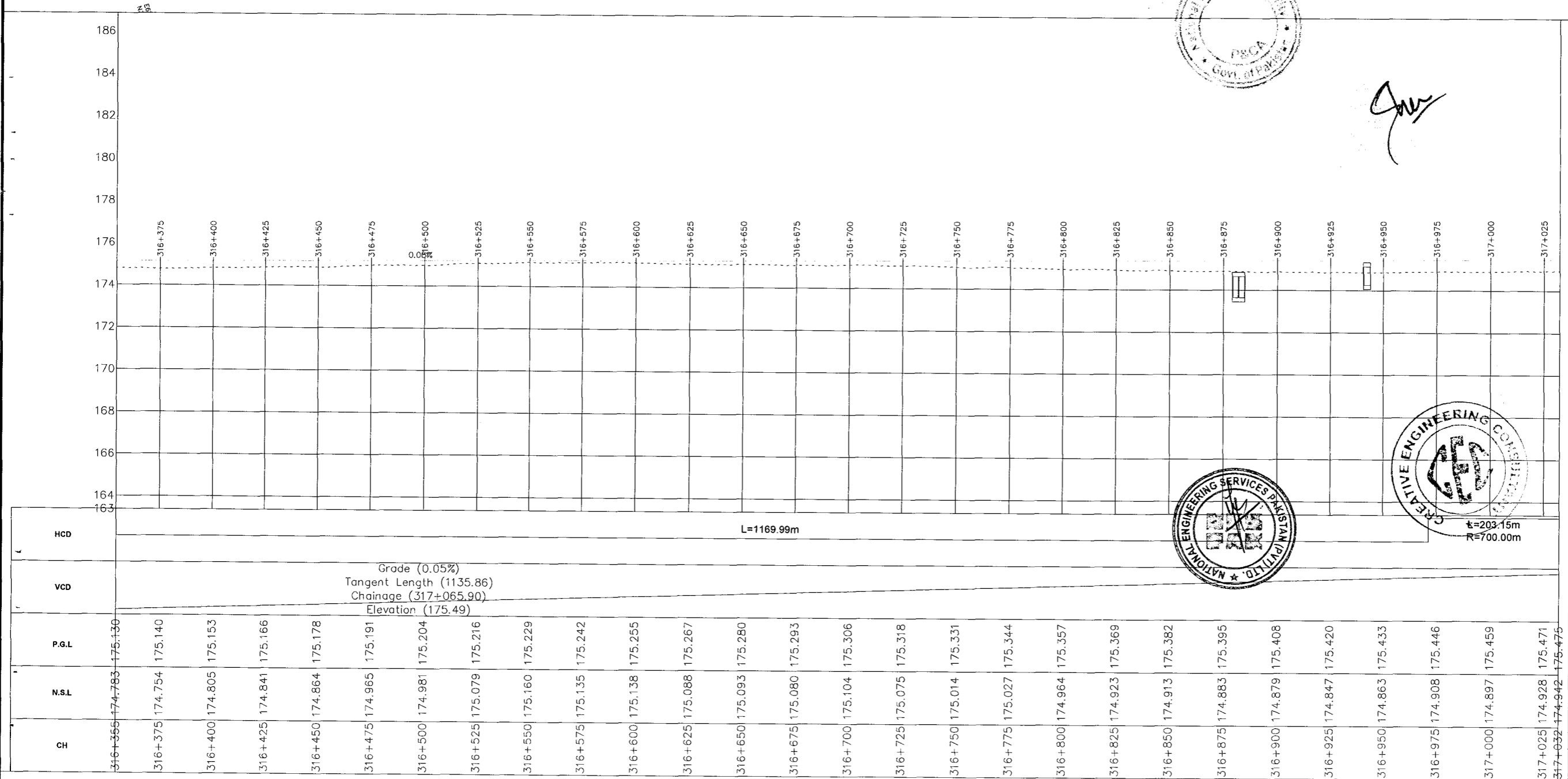
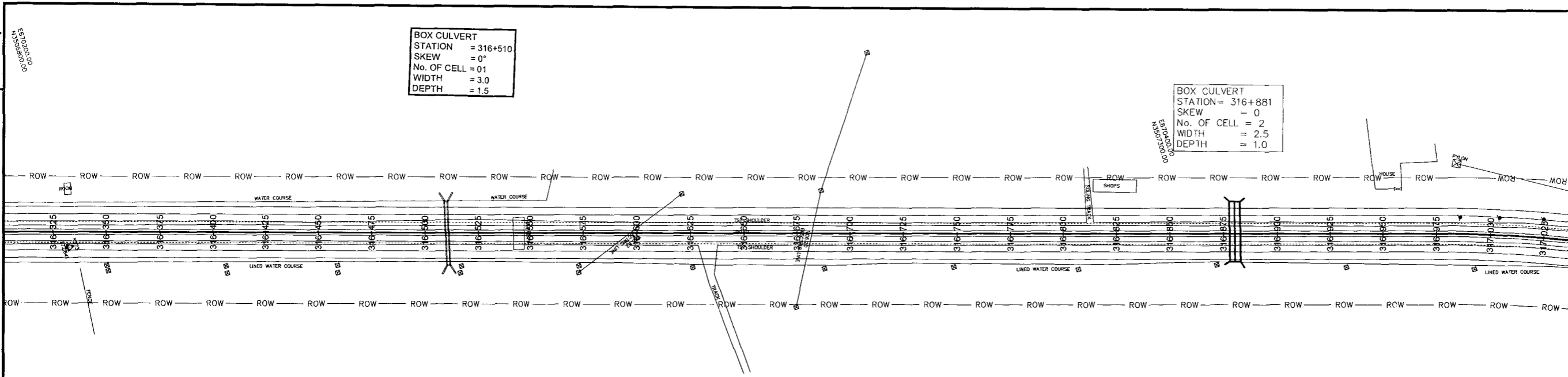
DRAWING TITLE:
 PLAN & PROFILE
 315+677.42 - 316+354.85

DESIGN BY:	SHEET NO:
S.M	135 OF 156
DRAWN BY:	SCALE:
S.M	H = 1:2000 V = 1:100
CHECKED BY:	DATE:
A.S	APRIL, 2024
APPROVED BY:	REVISION:

CAD FILE NAME:
 CAREC/T-III/TD/033

BOX CULVERT
 STATION = 316+510
 SKEW = 0°
 No. OF CELL = 01
 WIDTH = 3.0
 DEPTH = 1.5

BOX CULVERT
 STATION = 316+881
 SKEW = 0
 No. OF CELL = 2
 WIDTH = 2.5
 DEPTH = 1.0



NOTES
 1- ALL DIMENSIONS AND ARE IN METERS.

LEGEND

REV.	REVISION/ISSUE	DATE
------	----------------	------

PROJECT:
 CONSTRUCTION OF DG KHAN - DI KHAN SECTION OF N-55 4 LANE HIGHWAY (208 Km) PACKAGE-2 (Km 233+200 TO Km 329+700)

CLIENT:
 NATIONAL HIGHWAYS AUTHORITY (NHA)

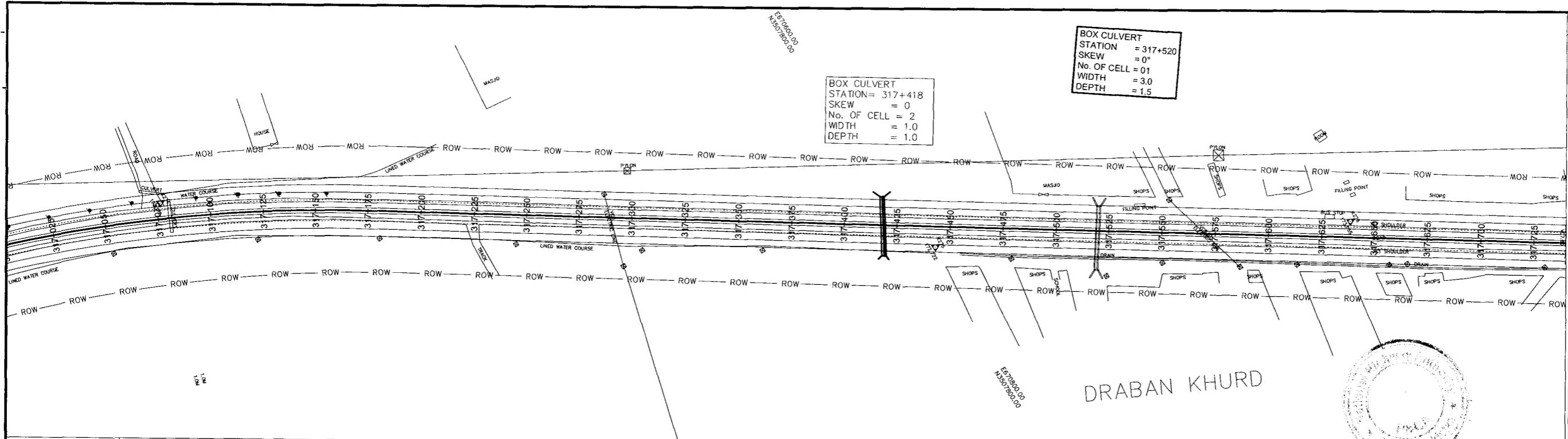
CONSULTANTS:
 MINCONSULT. SDN BHD In Joint Venture With
 SAMAN CORPORATION
 SHELADIA ASSOCIATES

Legend:
 CEC
 AAA
 ACE
 AA
 ACC

DRAWING TITLE:
 PLAN & PROFILE
 316+354.85 - 317+032.27

DESIGN BY:	SHEET NO:
S.M	136 OF 156
DRAWN BY:	SCALE:
S.M	H = 1:2000 V = 1:100
CHECKED BY:	DATE:
A.S	APRIL, 2024
APPROVED BY:	REVISION:

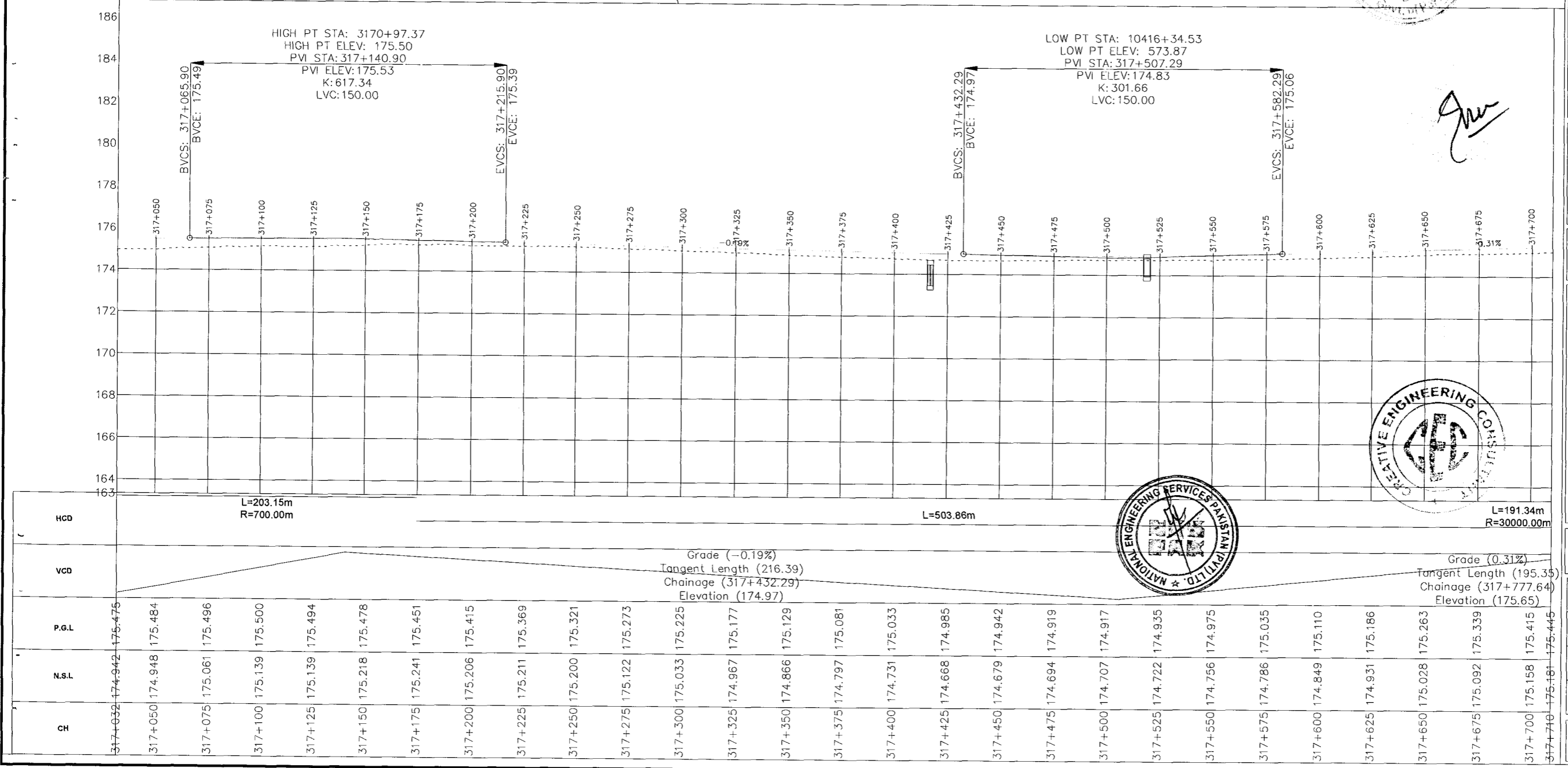
CAD FILE NAME:
 CAREC/T-III/TD/033



BOX CULVERT
 STATION= 317+418
 SKEW = 0
 No. OF CELL = 2
 WIDTH = 1.0
 DEPTH = 1.0

BOX CULVERT
 STATION = 317+520
 SKEW = 0°
 No. OF CELL = 01
 WIDTH = 3.0
 DEPTH = 1.5

DRABAN KHURD



NOTES
 1- ALL DIMENSIONS AND ARE IN METERS.

LEGEND

TENDER DRAWINGS

REV.	REVISION/ISSUE	DATE

PROJECT:
 CONSTRUCTION OF DG KHAN - DI KHAN
 SECTION OF N-55 4 LANE HIGHWAY
 (208 Km)
 PACKAGE-2
 (Km 233+200 TO Km 329+700)

CLIENT:
 NATIONAL HIGHWAYS
 AUTHORITY (NHA)

CONSULTANTS:

- MINCONSULT. SDN BHD
In Joint Venture With
- SAMAN CORPORATION
- SHELDIA ASSOCIATES
- CEC
- AAA
- ACE
- AA
- ACC

DRAWING TITLE:
 PLAN & PROFILE
 317+032.27 - 317+709.69

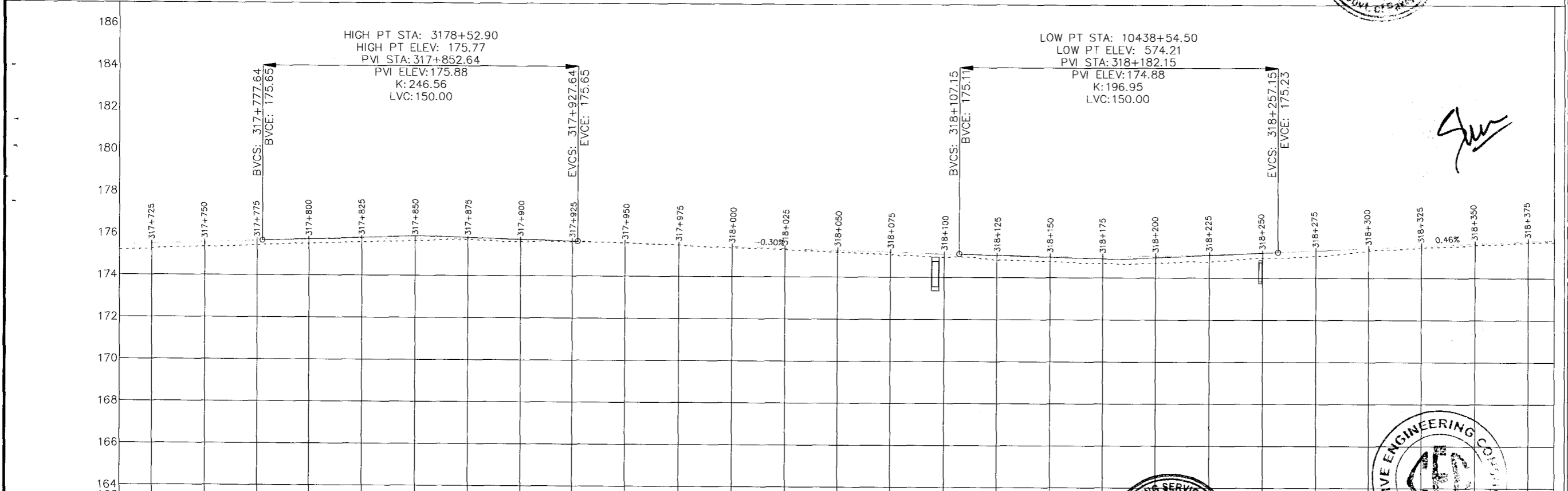
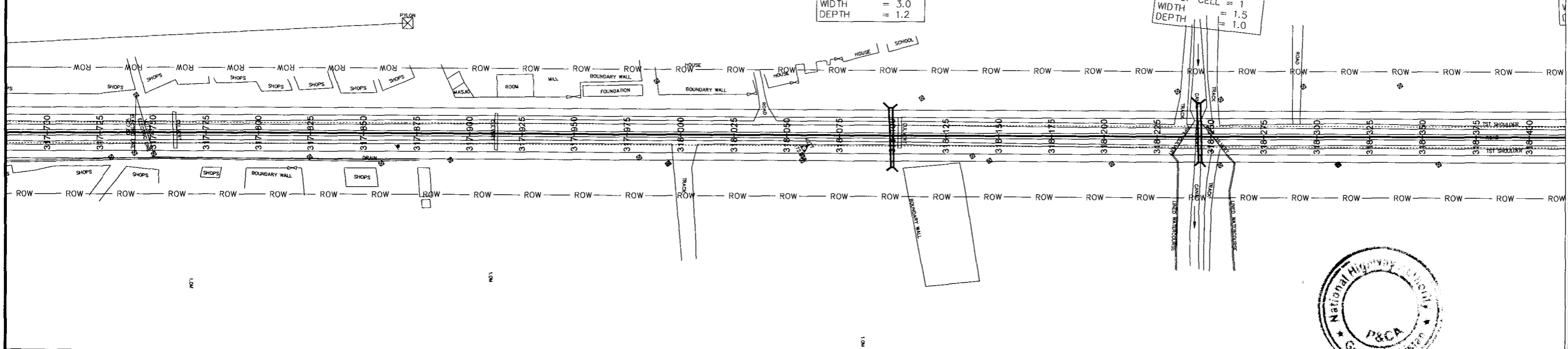
DESIGN BY: S.M	SHEET NO: 137 OF 156
DRAWN BY: S.M	SCALE: H = 1:2000 V = 1:100
CHECKED BY: A.S	DATE: APRIL, 2024
APPROVED BY:	REVISION:

CAD FILE NAME:
 CAREC/T-III/TD/033

DRABAN KHURD

BOX CULVERT
 STATION= 318+097
 SKEW = 0
 No. OF CELL = 1
 WIDTH = 3.0
 DEPTH = 1.2

BOX CULVERT
 STATION= 318+250
 SKEW = 0
 No. OF CELL = 1
 WIDTH = 1.5
 DEPTH = 1.0



Station	CH	N.S.L	P.G.L	VCD	HCD
317+710	175.181	175.445			
317+725	175.249	175.492			
317+750	175.342	175.568			
317+775	175.421	175.644			
317+800	175.510	175.710			
317+825	175.587	175.751			
317+850	175.652	175.767			
317+875	175.710	175.757			
317+900	175.642	175.722			
317+925	175.631	175.662			
317+950	175.588	175.586			
317+975	175.485	175.510			
318+000	175.380	175.434			
318+025	175.299	175.359			
318+050	175.176	175.283			
318+075	175.085	175.207			
318+100	174.965	175.131			
318+125	174.832	175.064			
318+150	174.772	175.026			
318+175	174.696	175.021			
318+200	174.689	175.047			
318+225	174.775	175.105			
318+250	174.954	175.195			
318+275	175.043	175.308			
318+300	175.304	175.423			
318+325	175.427	175.537			
318+350	175.578	175.652			
318+375	175.692	175.767			
318+387	175.727	175.822			

NOTES
 1- ALL DIMENSIONS AND ARE IN METERS.

LEGEND

TENDER DRAWINGS

REV.	REVISION/ISSUE	DATE

PROJECT:
 CONSTRUCTION OF DG KHAN - DI KHAN
 SECTION OF N-55 4 LANE HIGHWAY
 (208 Km)
 PACKAGE-2
 (Km 233+200 TO Km 329+700)

CLIENT:
 NATIONAL HIGHWAYS AUTHORITY (NHA)

CONSULTANTS:

- MINCONSULT. SDN BHD
In Joint Venture With
- SAMAN CORPORATION
- SHELADIA ASSOCIATES
- CEC
- AAA
- ACE
- AA
- ACC

DRAWING TITLE:
 PLAN & PROFILE
 317+709.69 - 318+387.12

DESIGN BY: S.M	SHEET NO: 138 OF 156
DRAWN BY: S.M	SCALE: H = 1:2000 V = 1:100
CHECKED BY: A.S	DATE: APRIL, 2024
APPROVED BY:	REVISION:

CAD FILE NAME:
 CAREC/T-III/TD/033


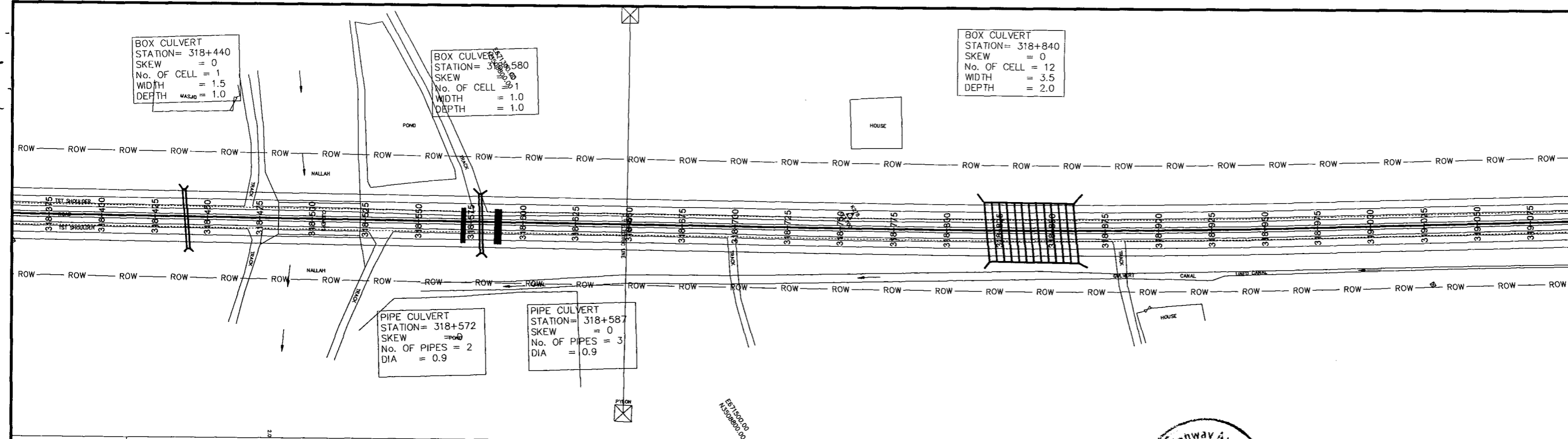
BOX CULVERT
STATION= 318+440
SKEW = 0
No. OF CELL = 1
WIDTH = 1.5
DEPTH = 1.0

BOX CULVERT
STATION= 318+580
SKEW = 0
No. OF CELL = 1
WIDTH = 1.0
DEPTH = 1.0




BOX CULVERT
STATION= 318+840
SKEW = 0
No. OF CELL = 12
WIDTH = 3.5
DEPTH = 2.0

PIPE CULVERT
STATION= 318+572
SKEW = 0
No. OF PIPES = 2
DIA = 0.9

PIPE CULVERT
STATION= 318+587
SKEW = 0
No. OF PIPES = 3
DIA = 0.9



Station	HCD	VCD	P.G.L	N.S.L	CH
318+387			175.822	175.727	175.622
318+400			175.881	175.757	175.640
318+425			175.995	175.786	175.716
318+450			176.094	175.857	175.747
318+475			176.173	175.747	175.747
318+500			176.233	175.818	175.818
318+525			176.274	175.779	175.779
318+550			176.295	175.716	175.716
318+575			176.297	175.792	175.792
318+600			176.295	175.802	175.802
318+625			176.293	175.802	175.802
318+650			176.290	175.825	175.825
318+675			176.288	175.840	175.840
318+700			176.286	175.805	175.805
318+725			176.284	175.816	175.816
318+750			176.281	175.833	175.833
318+775			176.279	175.834	175.834
318+800			176.277	175.847	175.847
318+825			176.275	175.826	175.826
318+850			176.272	175.856	175.856
318+875			176.270	175.873	175.873
318+900			176.268	175.882	175.882
318+925			176.266	175.883	175.883
318+950			176.264	175.898	175.898
318+975			176.261	175.904	175.904
319+000			176.259	175.920	175.920
319+025			176.257	175.936	175.936
319+050			176.255	175.936	175.936
319+065			176.253	175.925	175.925



NOTES
1. ALL DIMENSIONS AND ARE IN METERS.

LEGEND

REV.	REVISION/ISSUE	DATE
------	----------------	------

PROJECT:
CONSTRUCTION OF DG KHAN - DI KHAN SECTION OF N-55 4 LANE HIGHWAY (208 Km) PACKAGE-2 (Km 233+200 TO Km 329+700)

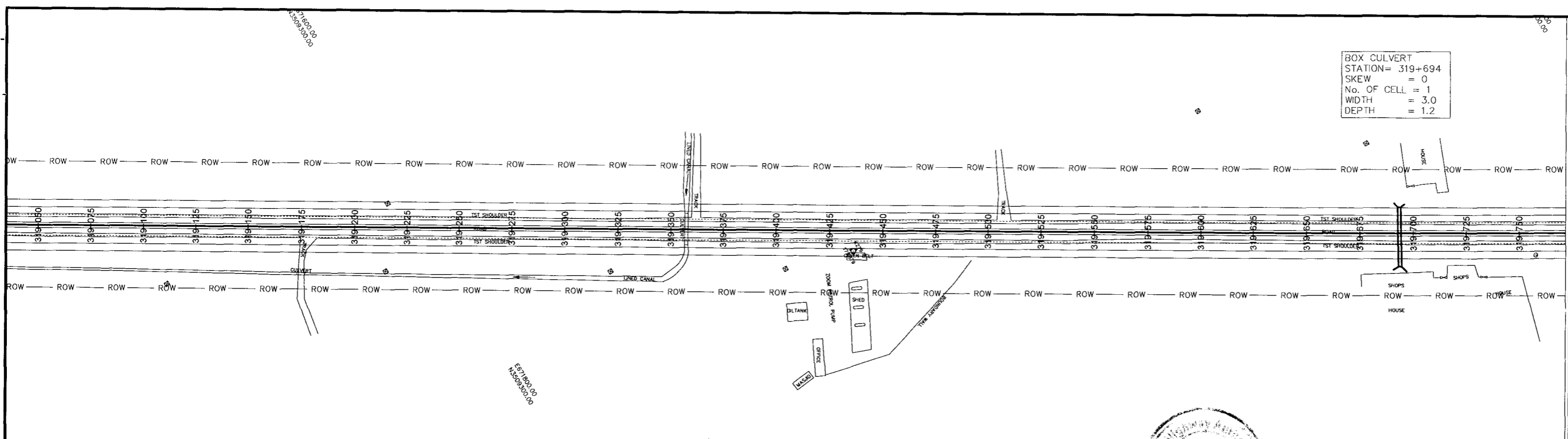
CLIENT:
NATIONAL HIGHWAYS AUTHORITY (NHA)

CONSULTANTS:
 MINCONSULT SDN BHD in Joint Venture With
 SAMAN CORPORATION
 SHELADIA ASSOCIATES
 CEC
 AAA
 ACE
 AA
 ACC

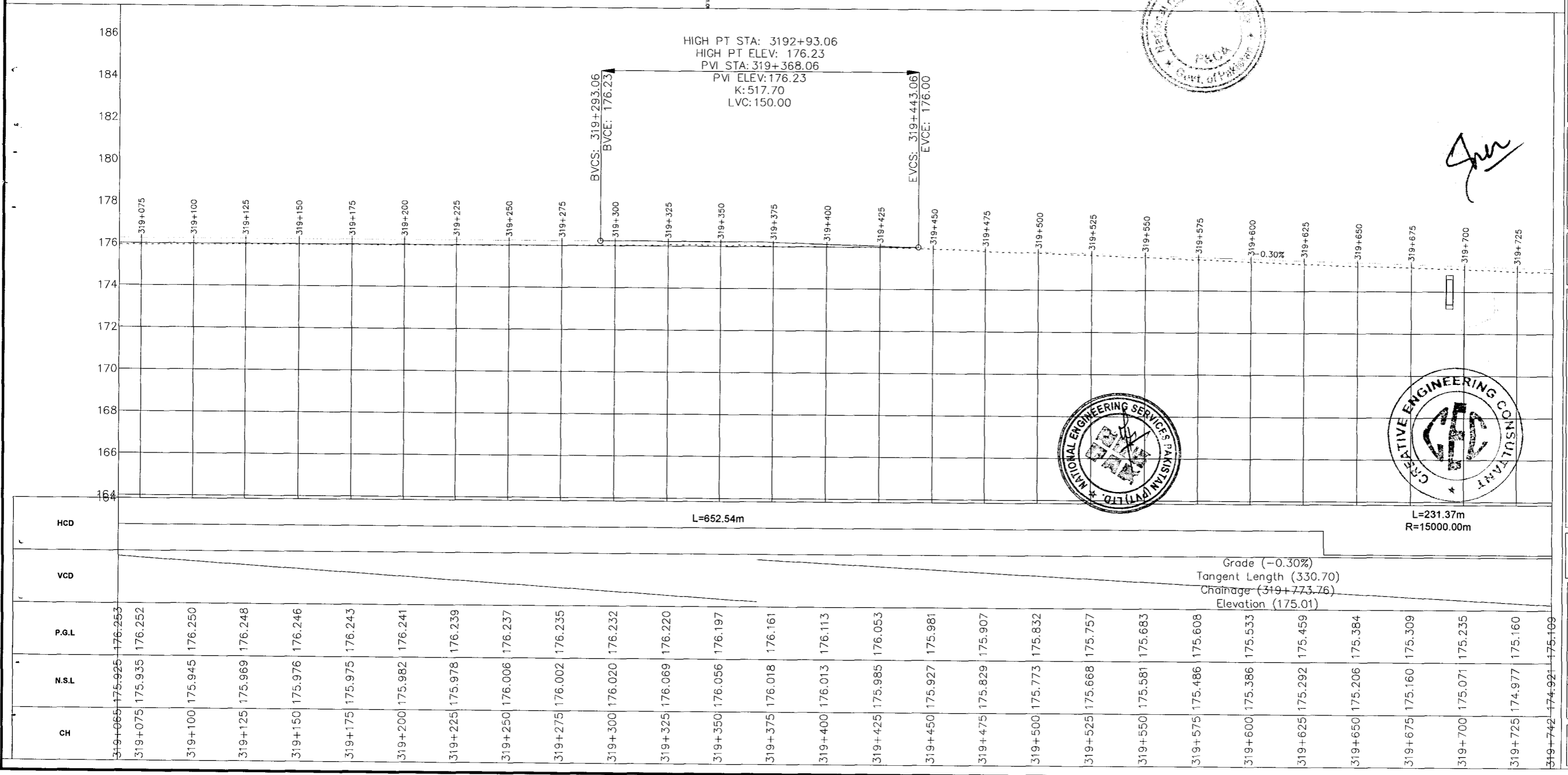
DRAWING TITLE:
PLAN & PROFILE
318+387.12 - 319+064.54

DESIGN BY:	SHEET NO:
S.M	139 OF 156
DRAWN BY:	SCALE:
S.M	H = 1:2000 V = 1:100
CHECKED BY:	DATE:
A.S	APRIL, 2024
APPROVED BY:	REVISION:

CAD FILE NAME:
CAREC/T-III/TD/033



BOX CULVERT
 STATION= 319+694
 SKEW = 0
 No. OF CELL = 1
 WIDTH = 3.0
 DEPTH = 1.2



NOTES
 1- ALL DIMENSIONS AND ARE IN METERS

LEGEND

REV.	REVISION/ISSUE	DATE

TENDER DRAWINGS

PROJECT:
 CONSTRUCTION OF DG KHAN - DI KHAN
 SECTION OF N-55 4 LANE HIGHWAY
 (208 Km)
 PACKAGE-2
 (Km 233+200 TO Km 329+700)

CLIENT:
 NATIONAL HIGHWAYS AUTHORITY (NHA)




CONSULTANTS:

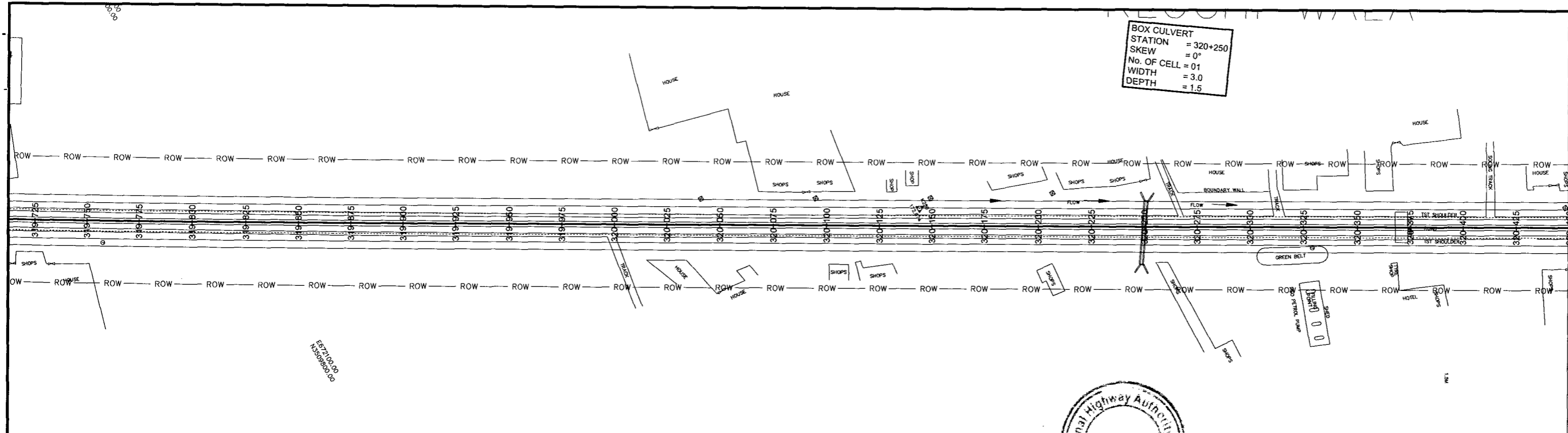
- MINCONSULT, SDN BHD
In Joint Venture With
- SAMAN CORPORATION
- SHIELADIA ASSOCIATES
- CEC
- AAA
- ACE
- AA
- ACC

DRAWING TITLE:
 PLAN & PROFILE
 319+064.54 - 319+741.96


DESIGN BY:	SHEET NO.
S.M	140 OF 156
DRAWN BY:	SCALE:
S.M	H = 1:2000 V = 1:100
CHECKED BY:	DATE:
A.S	APRIL, 2024
APPROVED BY:	REVISION:

CAD FILE NAME:
CAREC/T-III/TD/033







BOX CULVERT
 STATION = 320+250
 SKEW = 0°
 No. OF CELL = 01
 WIDTH = 3.0
 DEPTH = 1.5



LOW PT STA: 10495+50.13
 LOW PT ELEV: 573.56
 PVI STA: 319+848.76
 PVI ELEV: 174.79
 K: 432.32
 LVC: 150.00



Station	HCD	VCD	P.G.L	N.S.L	CH
319+742			174.921	175.109	
319+750			174.881	175.085	
319+775			174.792	175.011	
319+800			174.715	174.944	
319+825			174.752	174.892	
319+850			174.731	174.854	
319+875			174.717	174.831	
319+900			174.741	174.822	
319+925			174.754	174.827	
319+950			174.711	174.839	
319+975			174.648	174.851	
320+000			174.656	174.864	
320+025			174.712	174.876	
320+050			174.705	174.888	
320+075			174.697	174.900	
320+100			174.706	174.912	
320+125			174.731	174.924	
320+150			174.759	174.936	
320+175			174.800	174.948	
320+200			174.869	174.960	
320+225			174.934	174.972	
320+250			175.012	174.984	
320+275			175.097	174.996	
320+300			175.149	175.008	
320+325			175.207	175.020	
320+350			175.147	175.033	
320+375			175.147	175.045	
320+400			175.094	175.057	
320+418			175.018	175.066	

L=231.37m
 R=15000.00m

L=1736.57m

Grade (0.05%)
 Tangent Length (613.15)
 Chainage (320+536.90)
 Elevation (175.12)

NOTES
 1- ALL DIMENSIONS AND ARE IN METERS

LEGEND

REV.	REVISION/ISSUE	DATE

TENDER DRAWINGS

PROJECT:
 CONSTRUCTION OF DG KHAN - DI KHAN SECTION OF N-55 4 LANE HIGHWAY (208 Km) PACKAGE-2 (Km 233+200 TO Km 329+700)

CLIENT:
 NATIONAL HIGHWAYS AUTHORITY (NHA)

CONSULTANTS:

- MINCONSULT. SDN BHD In Joint Venture With
- SAMAN CORPORATION
- SHELADIA ASSOCIATES
- CEC
- AAA
- ACE
- AA
- ACC

DRAWING TITLE:
 PLAN & PROFILE
 319+741.96 - 320+419.38


DESIGN BY:	SHEET NO:
S.M	141 OF 156

DRAWN BY:	SCALE:
S.M	H = 1:2000 V = 1:100


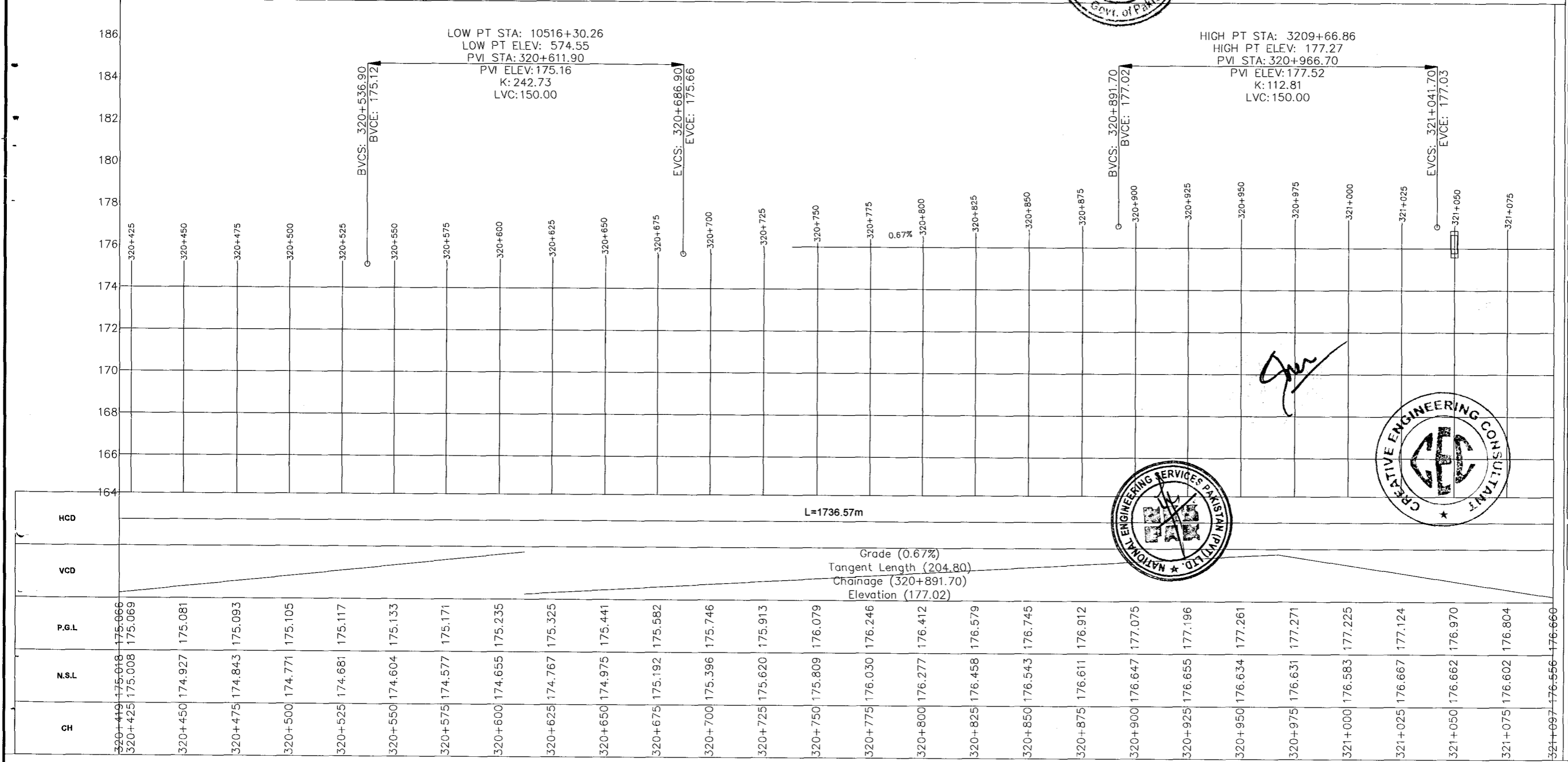
CHECKED BY:	DATE:
A.S	APRIL, 2024

APPROVED BY:	REVISION:

CAD FILE NAME:
CAREC/T-III/TD/033



BOX CULVERT
 STATION = 321+050
 SKEW = 0°
 No. OF CELL = 01
 WIDTH = 3.0
 DEPTH = 1.5



NOTES

1- ALL DIMENSIONS AND ARE IN METERS

LEGEND

REV.	REVISION/ISSUE	DATE

TENDER DRAWINGS

PROJECT:
 CONSTRUCTION OF DG KHAN - DI KHAN
 SECTION OF N-55 4 LANE HIGHWAY
 (208 Km)
 PACKAGE-2
 (Km 233+200 TO Km 329+700)

CLIENT:
 NATIONAL HIGHWAYS AUTHORITY (NHA)

- CONSULTANTS:
- MINCONSULT SDN BHD
In Joint Venture With
 - SAMAN CORPORATION
 - SHELADIA ASSOCIATES
 - CEC
 - AAA
 - ACE
 - AA
 - ACC

DRAWING TITLE:
 PLAN & PROFILE
 320+419.38 - 321+096.81

DESIGN BY: S.M	SHEET NO: 142 OF 156
DRAWN BY: S.M	SCALE: H = 1:2000 V = 1:100
CHECKED BY: A.S	DATE: APRIL, 2024
APPROVED BY:	REVISION:

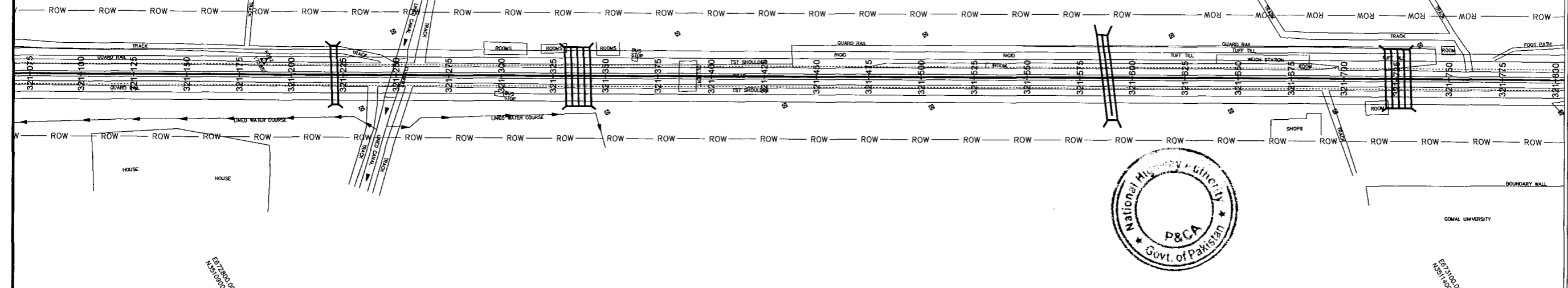
CAD FILE NAME:
 CAREC/T-III/TD/033

BOX CULVERT
STATION= 321+222
SKEW = 0
No. OF CELL = 1
WIDTH = 3.0
DEPTH = 2.0

BOX CULVERT
STATION= 321+335
SKEW = 0
No. OF CELL = 4
WIDTH = 3.0
DEPTH = 2.0

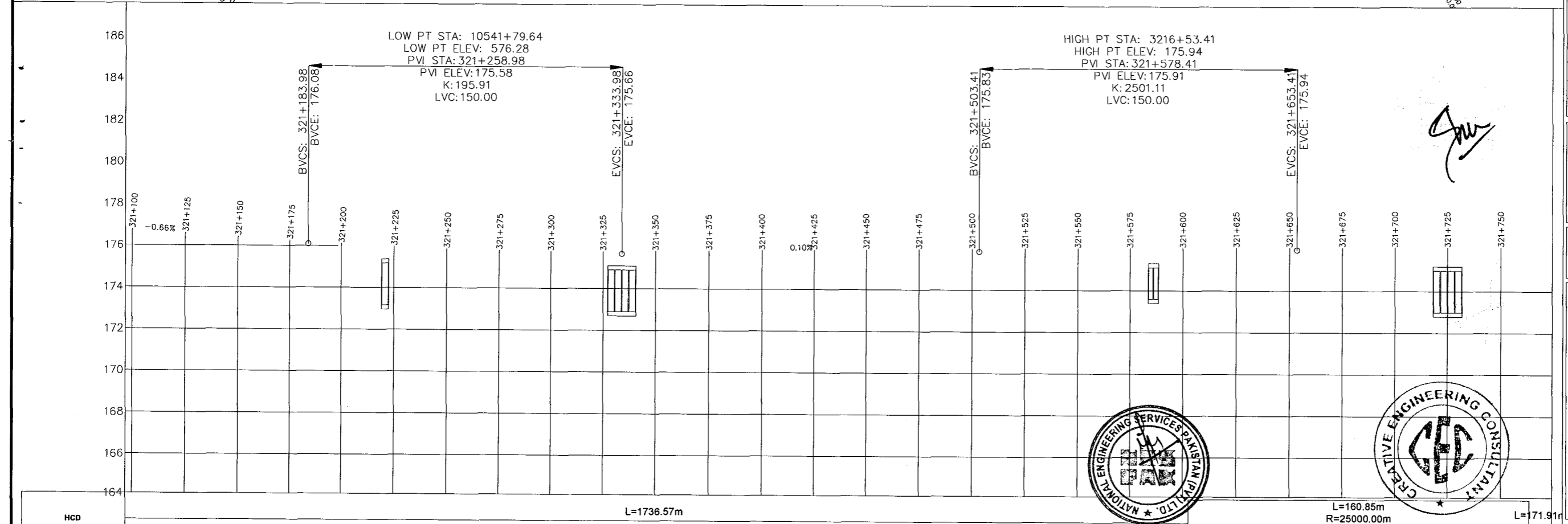
BOX CULVERT
STATION= 321+587
SKEW = 16
No. OF CELL = 2
WIDTH = 2.5
DEPTH = 1.5

BOX CULVERT
STATION= 321+726
SKEW = 0
No. OF CELL = 4
WIDTH = 3.0
DEPTH = 2.0



NOTES
1- ALL DIMENSIONS AND ARE IN METERS.

LEGEND



Station	CH	N.S.L	P.G.L	VCD	HCD
321+100	176.555	176.555	176.658		
321+125	176.436	176.436	176.473		
321+150	176.286	176.286	176.307		
321+175	176.088	176.088	176.141		
321+200	175.921	175.921	175.982		
321+225	175.741	175.741	175.852		
321+250	175.585	175.585	175.755		
321+275	175.340	175.340	175.689		
321+300	175.429	175.429	175.655		
321+325	175.398	175.398	175.653		
321+350	175.395	175.395	175.677		
321+375	175.313	175.313	175.702		
321+400	175.417	175.417	175.728		
321+425	175.430	175.430	175.753		
321+450	175.461	175.461	175.779		
321+475	175.490	175.490	175.805		
321+500	175.498	175.498	175.830		
321+525	175.524	175.524	175.855		
321+550	175.548	175.548	175.877		
321+575	175.598	175.598	175.896		
321+600	175.608	175.608	175.914		
321+625	175.647	175.647	175.928		
321+650	175.645	175.645	175.940		
321+675	175.669	175.669	175.951		
321+700	175.680	175.680	175.962		
321+725	175.634	175.634	175.972		
321+750	175.640	175.640	175.983		
321+774	175.613	175.613	175.993		

REV.	REVISION/ISSUE	DATE

PROJECT:
CONSTRUCTION OF DG KHAN - DI KHAN
SECTION OF N-55 4 LANE HIGHWAY
(208 Km)
PACKAGE-2
(Km 233+200 TO Km 329+700)

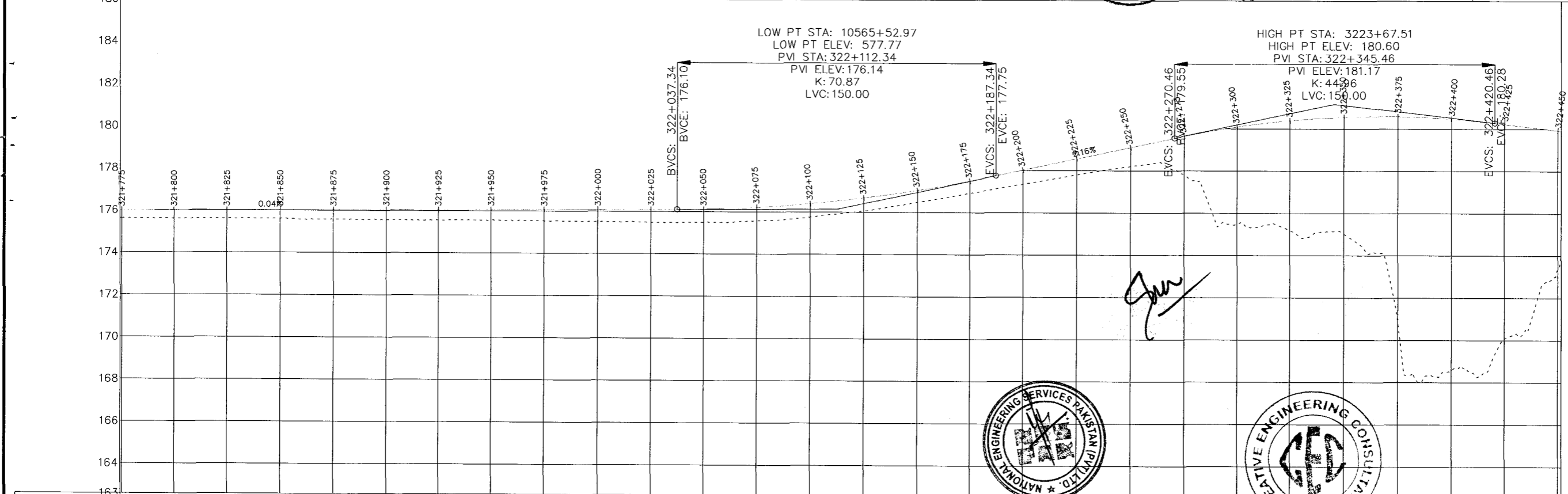
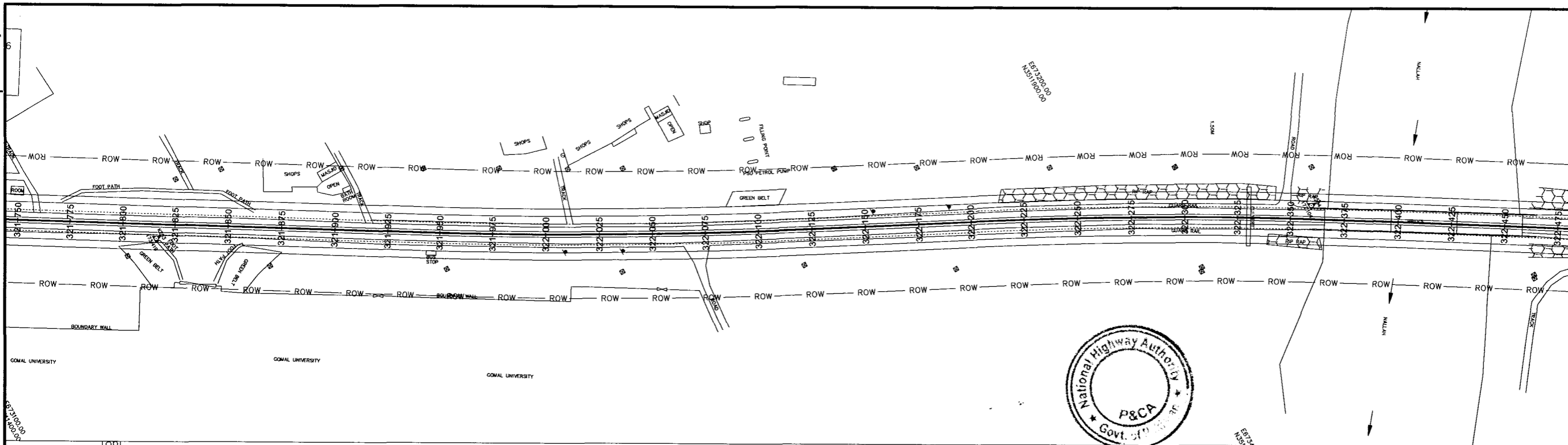
CLIENT:
NATIONAL HIGHWAYS
AUTHORITY (NHA)

- CONSULTANTS:**
- MINCONSULT. SDN BHD
In Joint Venture With
 - SAMAN CORPORATION
 - SHELADIA ASSOCIATES
 - CEC
 - AAA
 - ACE
 - AA
 - ACC

DRAWING TITLE:
PLAN & PROFILE
321+096.81 - 321+774.23

DESIGN BY: S.M	SHEET NO: 143 OF 156
DRAWN BY: S.M	SCALE: H = 1:2000 V = 1:100
CHECKED BY: A.S	DATE: APRIL, 2024
APPROVED BY:	REVISION:

CAD FILE NAME:
CAREC/T-III/TD/033



Station	HCD	VCD	P.G.L	N.S.L	CH
321+775			175.993	175.615	175.993
321+800			176.004	175.607	176.004
321+825			176.014	175.615	176.014
321+850			176.025	175.603	176.025
321+875			176.035	175.585	176.035
321+900			176.046	175.566	176.046
321+925			176.057	175.548	176.057
321+950			176.067	175.557	176.067
321+975			176.078	175.532	176.078
322+000			176.088	175.509	176.088
322+025			176.099	175.488	176.099
322+050			176.121	175.502	176.121
322+075			176.220	175.573	176.220
322+100			176.407	175.759	176.407
322+125			176.683	176.070	176.683
322+150			177.047	176.483	177.047
322+175			177.499	176.918	177.499
322+200			178.028	177.350	178.028
322+225			178.568	177.807	178.568
322+250			179.107	178.205	179.107
322+275			179.645	177.799	179.645
322+300			180.089	175.483	180.089
322+325			180.395	175.195	180.395
322+350			180.562	175.030	180.562
322+375			180.590	170.852	180.590
322+400			180.479	168.576	180.479
322+425			180.231	170.087	180.231
322+450			179.977	173.386	179.977

NOTES
1- ALL DIMENSIONS AND ARE IN METERS.

LEGEND

REV.	REVISION/ISSUE	DATE

TENDER DRAWINGS

PROJECT:
CONSTRUCTION OF DG KHAN - DI KHAN SECTION OF N-55 4 LANE HIGHWAY (208 Km) PACKAGE-2 (Km 233+200 TO Km 329+700)

CLIENT:
NATIONAL HIGHWAYS AUTHORITY (NHA)

CONSULTANTS:

- MINCONSULT. SDN BHD In Joint Venture With
- SAMAN CORPORATION
- SHELADIA ASSOCIATES
- CEC
- AAA
- ACE
- AA
- ACC

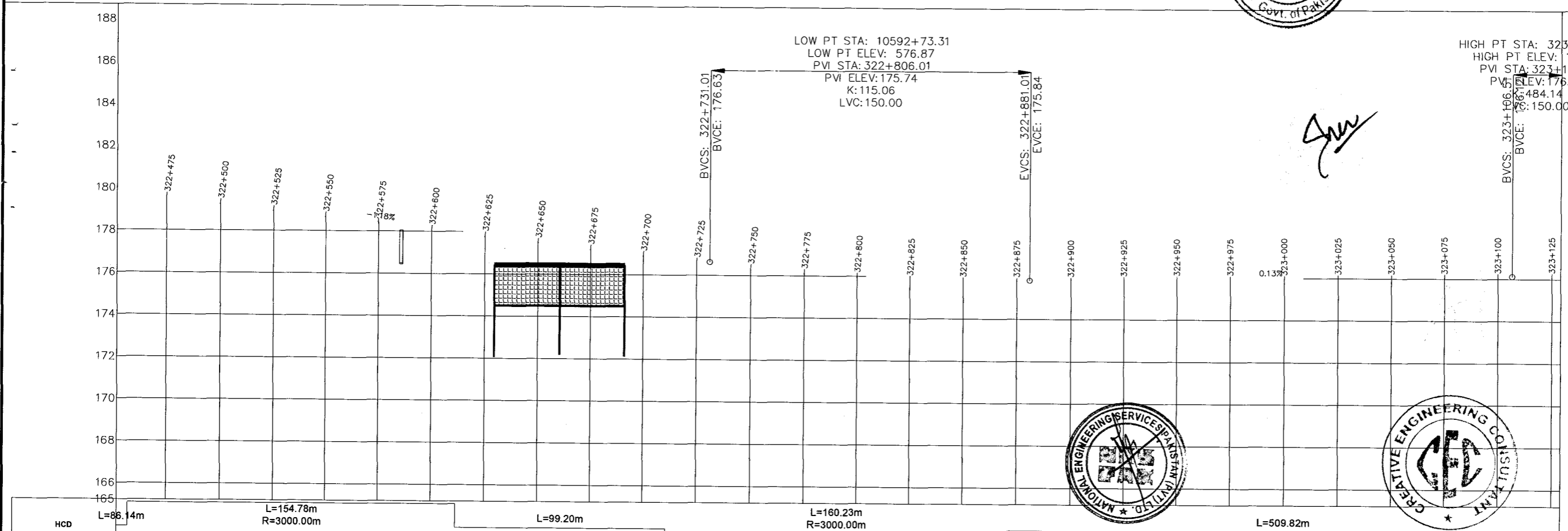
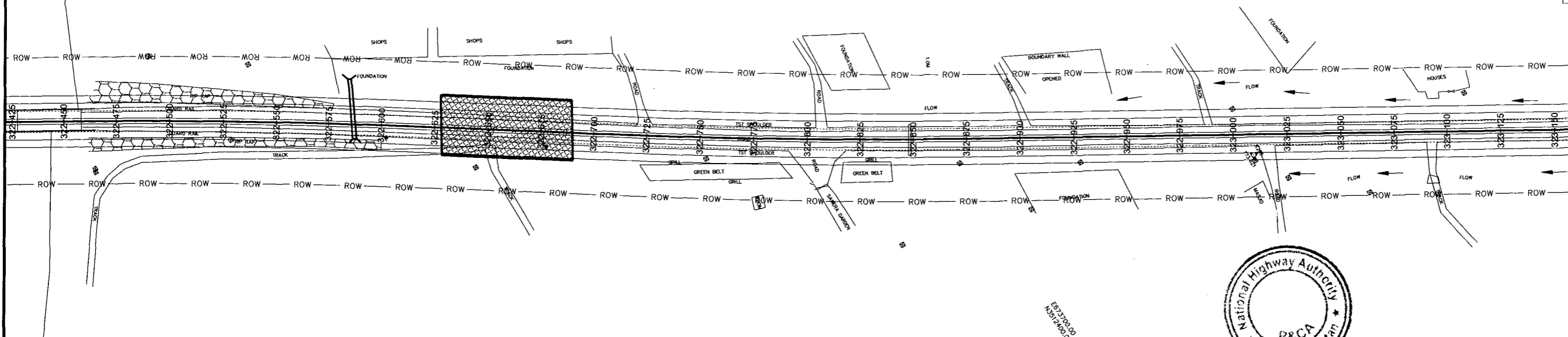
DRAWING TITLE:
PLAN & PROFILE
321+774.23 - 322+451.65

DESIGN BY: S.M	SHEET NO: 144 OF 156
DRAWN BY: S.M	SCALE: H = 1:2000 V = 1:100
CHECKED BY: A.S	DATE: APRIL, 2024
APPROVED BY:	REVISION:

CAD FILE NAME:
CAREC/T-III/TD/033

BOX CULVERT
 STATION = 322+667
 SKEW = 0
 No. OF CELL = 1
 WIDTH = 1.5
 DEPTH = 1.5

BRIDGE
 STATION = 322+660
 SKEW = 0
 No. OF CELL = 2
 = 30.8x2
 = 61.6



Station	CH	N.S.L	P.G.L	VCD	HCD
322+452	173.996	179.917			
322+475	176.751	179.642			
322+500	178.837	179.348			
322+525	178.742	179.053			
322+550	178.545	178.759			
322+575	178.255	178.465			
322+600	177.851	178.170			
322+625	177.407	177.876			
322+650	176.995	177.581			
322+675	176.586	177.287			
322+700	176.159	176.993			
322+725	175.819	176.698			
322+750	175.591	176.419			
322+775	175.507	176.193			
322+800	175.552	176.022			
322+825	175.594	175.904			
322+850	175.644	175.841			
322+875	175.665	175.833			
322+900	175.770	175.863			
322+925	175.809	175.894			
322+950	175.862	175.926			
322+975	175.906	175.957			
323+000	175.924	175.989			
323+025	175.958	176.020			
323+050	175.966	176.052			
323+075	175.984	176.083			
323+100	176.016	176.115			
323+125	176.104	176.146			

NOTES
 1- ALL DIMENSIONS AND ARE IN METERS.

LEGEND

REV.	REVISION/ISSUE	DATE
	TENDER DRAWINGS	

PROJECT:
 CONSTRUCTION OF DG KHAN - DI KHAN
 SECTION OF N-55 4 LANE HIGHWAY
 (208 Km)
 PACKAGE-2
 (Km 233+200 TO Km 329+700)

CLIENT:
 NATIONAL HIGHWAYS AUTHORITY (NHA)

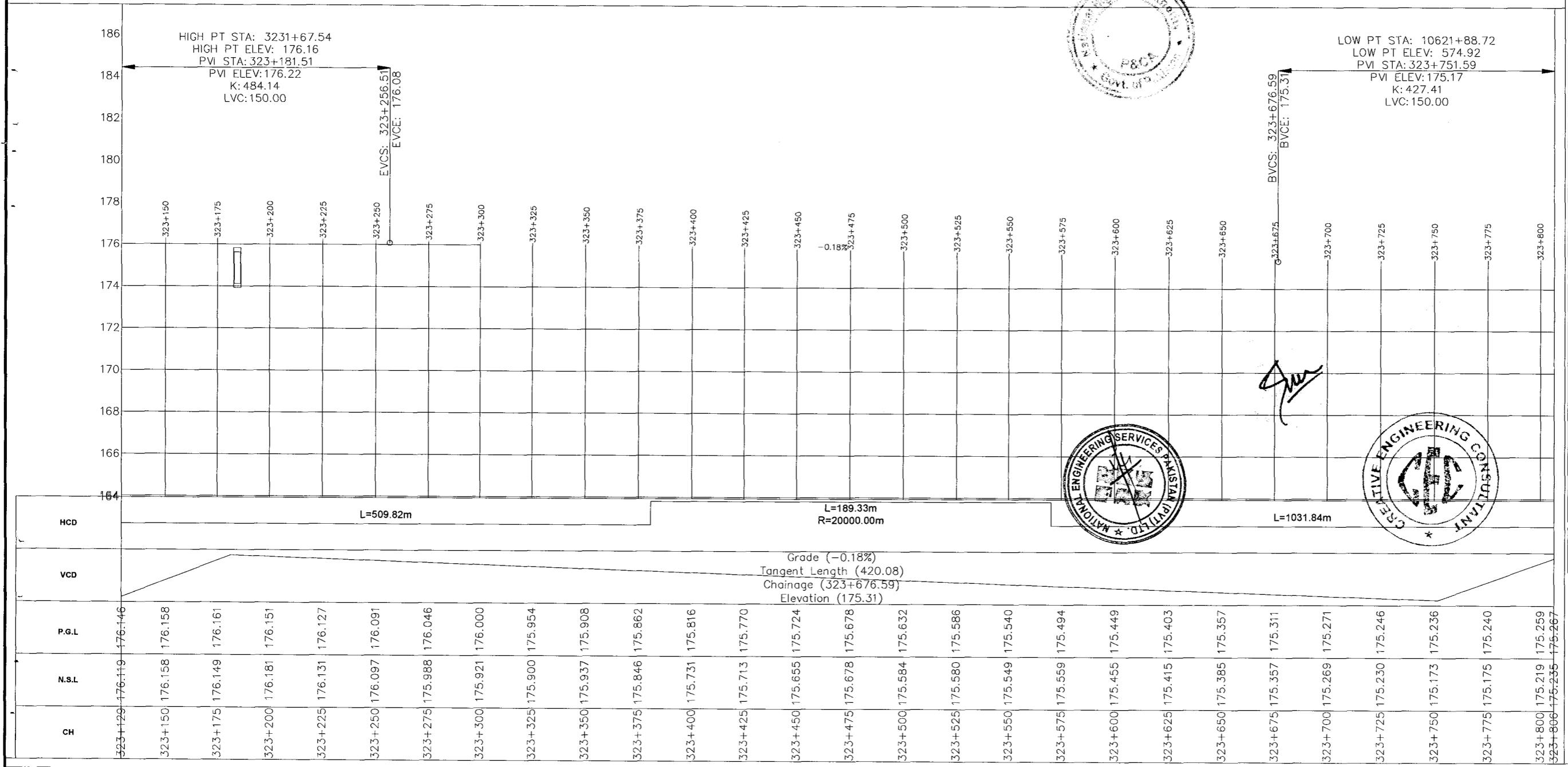
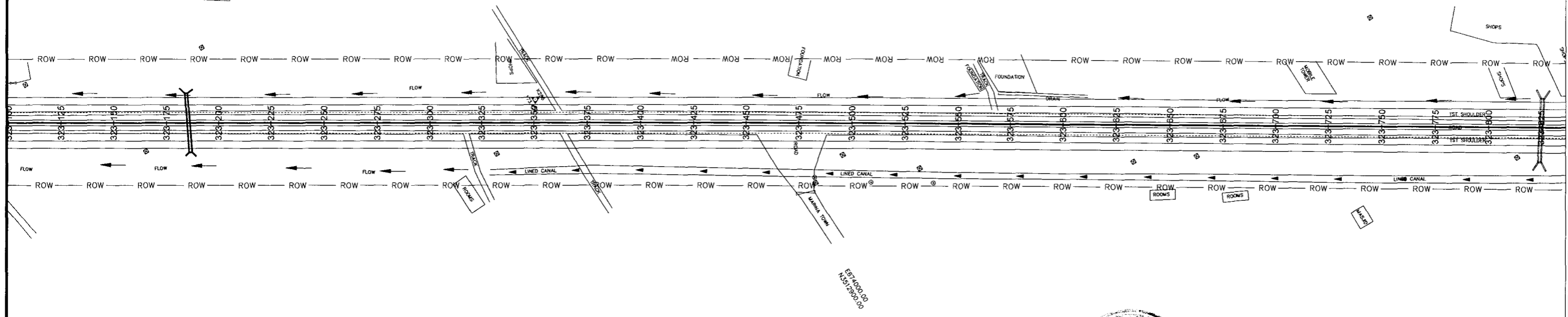
- CONSULTANTS:
- MINCONSULT. SDN BHD
in Joint Venture With
 - SAMAN CORPORATION
 - SHIELADIA ASSOCIATES
 - CEC
 - AAA
 - ACE
 - AA
 - ACC

DRAWING TITLE:
 PLAN & PROFILE
 322+451.65 - 323+129.08

DESIGN BY: S.M	SHEET NO: 146 OF 156
DRAWN BY: S.M	SCALE: H = 1:200 V = 1:100
CHECKED BY: A.S	DATE: APRIL, 2024
APPROVED BY:	REVISION:

CAD FILE NAME:
 CAREC/T-III/TD/033

BOX CULVERT
 STATION= 323+185
 SKEW = 0
 No. OF CELL = 1
 WIDTH = 3.0
 DEPTH = 1.5



NOTES
 1- ALL DIMENSIONS AND ARE IN METERS.

LEGEND

TENDER DRAWINGS

REV.	REVISION/ISSUE	DATE

PROJECT:
 CONSTRUCTION OF DG KHAN - DI KHAN SECTION OF N-55 4 LANE HIGHWAY (208 Km) PACKAGE-2 (Km 233+200 TO Km 329+700)

CLIENT:
 NATIONAL HIGHWAYS AUTHORITY (NHA)

CONSULTANTS:

- MINCONSULT. SDN BHD In Joint Venture With SAMAN CORPORATION
- SHELDIA ASSOCIATES
- CEC
- AAA
- ACE
- AA
- ACC

DRAWING TITLE:
 PLAN & PROFILE
 323+129.08 - 323+806.50

DESIGN BY:	SHEET NO:
S.M	147 OF 156

DRAWN BY:	SCALE:
S.M	H = 1:2000 V = 1:100

CHECKED BY:	DATE:
A.S	APRIL, 2024

APPROVED BY:	REVISION:

CAD FILE NAME:
 CAREC/T-III/TD/033

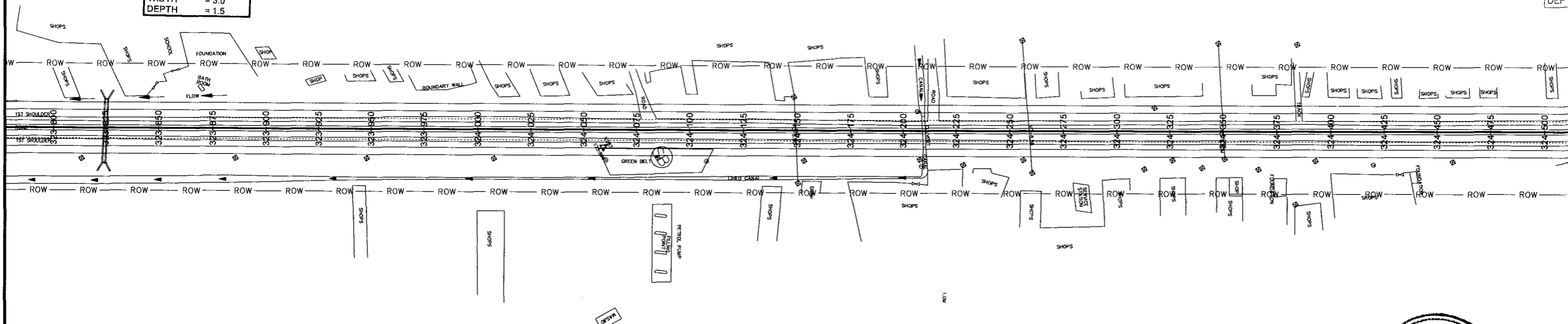
BOX CULVERT
 STATION = 323+825
 SKEW = 0°
 No. OF CELL = 01
 WIDTH = 3.0
 DEPTH = 1.5

BOX
 STATION
 SKEW
 No. OF
 CELL
 WIDTH
 DEPTH

NOTES


1- ALL DIMENSIONS AND ARE IN METERS.

LEGEND



LOW PT STA: 10621+88.72
 LOW PT ELEV: 574.92
 PVI STA: 323+751.59
 PVI ELEV: 175.30
 K: 427.50
 LVC: 150.00
 EVCS: 323+825
 EVCE: 175.30

HIGH PT STA: 324+27.10
 HIGH PT ELEV: 176.06
 PVI STA: 324+316.54
 PVI ELEV: 176.11
 K: 511.75
 LVC: 150.00



L=1031.84m

Grade (0.17%)
 Tangent Length (414.95)
 Chainage (324+241.54)
 Elevation (175.99)

Station	CH	N.S.L	P.G.L
323+800	175.235	175.267	
323+825	175.183	175.293	
323+850	175.219	175.335	
323+875	175.217	175.376	
323+900	175.242	175.418	
323+925	175.319	175.460	
323+950	175.266	175.502	
323+975	175.319	175.544	
324+000	175.378	175.585	
324+025	175.420	175.627	
324+050	175.433	175.669	
324+075	175.103	175.711	
324+100	175.425	175.753	
324+125	175.494	175.794	
324+150	175.504	175.836	
324+175	175.513	175.878	
324+200	175.678	175.920	
324+225	175.675	175.962	
324+250	175.647	176.003	
324+275	175.722	176.034	
324+300	175.739	176.054	
324+325	175.801	176.061	
324+350	175.779	176.056	
324+375	175.790	176.038	
324+400	175.767	176.010	
324+425	175.759	175.978	
324+450	175.746	175.947	
324+475	175.727	175.915	
324+484	175.762	175.904	

REV.	REVISION/ISSUE	DATE

PROJECT:
 CONSTRUCTION OF DG KHAN - DI KHAN
 SECTION OF N-55 4 LANE HIGHWAY
 (208 Km)
 PACKAGE-2
 (Km 233+200 TO Km 329+700)


CLIENT:
 NATIONAL HIGHWAYS
 AUTHORITY (NHA)

- CONSULTANTS:
- MINCONSULT. SDN BHD
In Joint Venture With
 - SAMAN CORPORATION
 - SHELADIA ASSOCIATES
 - CEC
 - AAA
 - ACE
 - AA
 - ACC

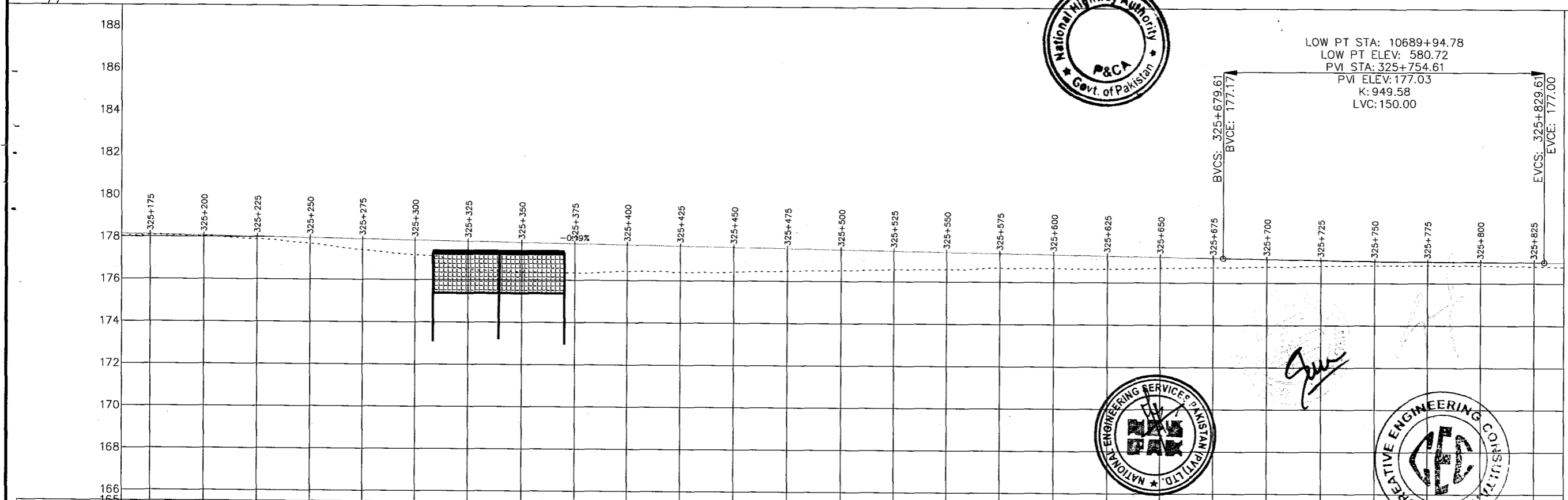
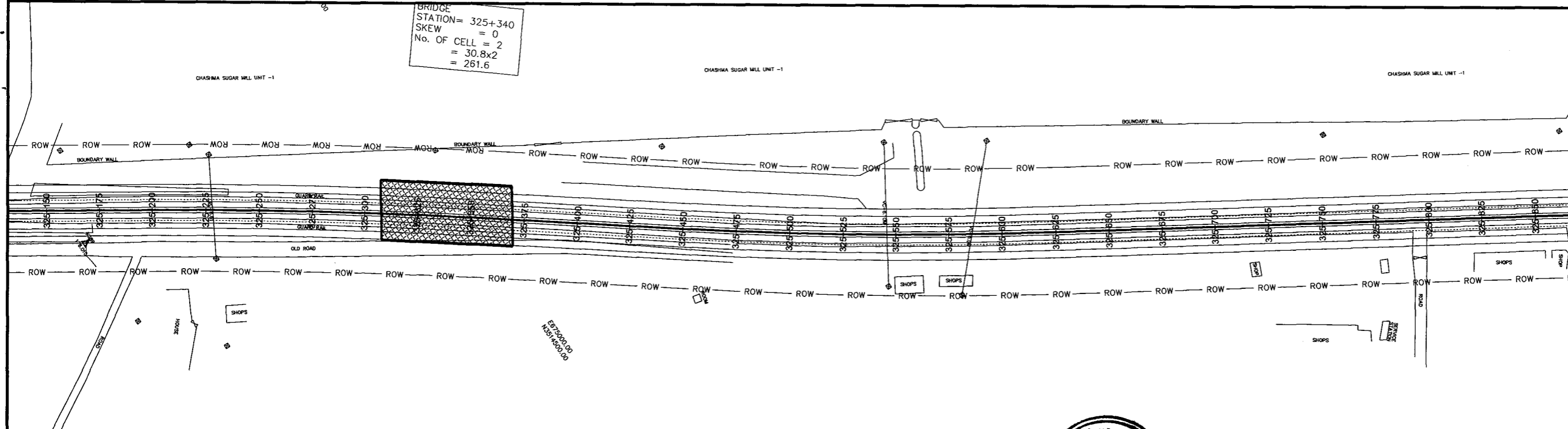
DRAWING TITLE:
 PLAN & PROFILE
 323+806.50 - 324+483.92

DESIGN BY: S.M	SHEET NO: 148 OF 156
DRAWN BY: S.M	SCALE: H = 1:2000 V = 1:100
CHECKED BY: A.S	DATE: APRIL, 2024
APPROVED BY:	REVISION:



CAD FILE NAME:
CAREC/T-III/TD/033



BRIDGE
 STATION = 325+340
 SKEW = 0
 No. OF CELL = 2
 = 30.8x2
 = 261.6



Station	HCD	VCD	P.G.L	N.S.L	CH
325+161			178.146	178.045	
325+175			178.120	178.085	
325+200			178.073	178.023	
325+225			178.026	177.896	
325+250			177.979	177.698	
325+275			177.931	177.407	
325+300			177.884	177.178	
325+325			177.837	176.493	
325+350			177.790	176.399	
325+375			177.743	176.355	
325+400			177.695	176.434	
325+425			177.648	176.392	
325+450			177.601	176.413	
325+475			177.554	176.489	
325+500			177.506	176.518	
325+525			177.459	176.566	
325+550			177.412	176.587	
325+575			177.365	176.677	
325+600			177.317	176.667	
325+625			177.270	176.648	
325+650			177.223	176.694	
325+675			177.176	176.736	
325+700			177.131	176.772	
325+725			177.092	176.810	
325+750			177.060	176.844	
325+775			177.035	176.851	
325+800			177.016	176.838	
325+825			177.004	176.817	
325+839			176.999	176.791	



Signature

LOW PT STA: 10689+94.78
 LOW PT ELEV: 580.72
 PVI STA: 325+754.61
 PVI ELEV: 177.03
 K: 949.58
 LVC: 150.00

BVCS: 325+679.61
 BVCE: 177.17

EVCS: 325+829.61
 EVCE: 177.00

NOTES
 1- ALL DIMENSIONS AND ARE IN METERS.

LEGEND

REV.	REVISION/ISSUE	DATE

TENDER DRAWINGS

PROJECT:
 CONSTRUCTION OF DG KHAN - DI KHAN SECTION OF N-55 4 LANE HIGHWAY (208 Km) PACKAGE-2 (Km 233+200 TO Km 329+700)

CLIENT:
 NATIONAL HIGHWAYS AUTHORITY (NHA)

CONSULTANTS:
 MINCONSULT. SDN BHD
 In Joint Venture With
 SAMAN CORPORATION
 SHELADIA ASSOCIATES
 CEC
 AAA
 ACE
 AA
 ACC

DRAWING TITLE:
 PLAN & PROFILE
 325+161.35 - 325+838.77

DESIGN BY:	SHEET NO.
S.M	150 OF 156


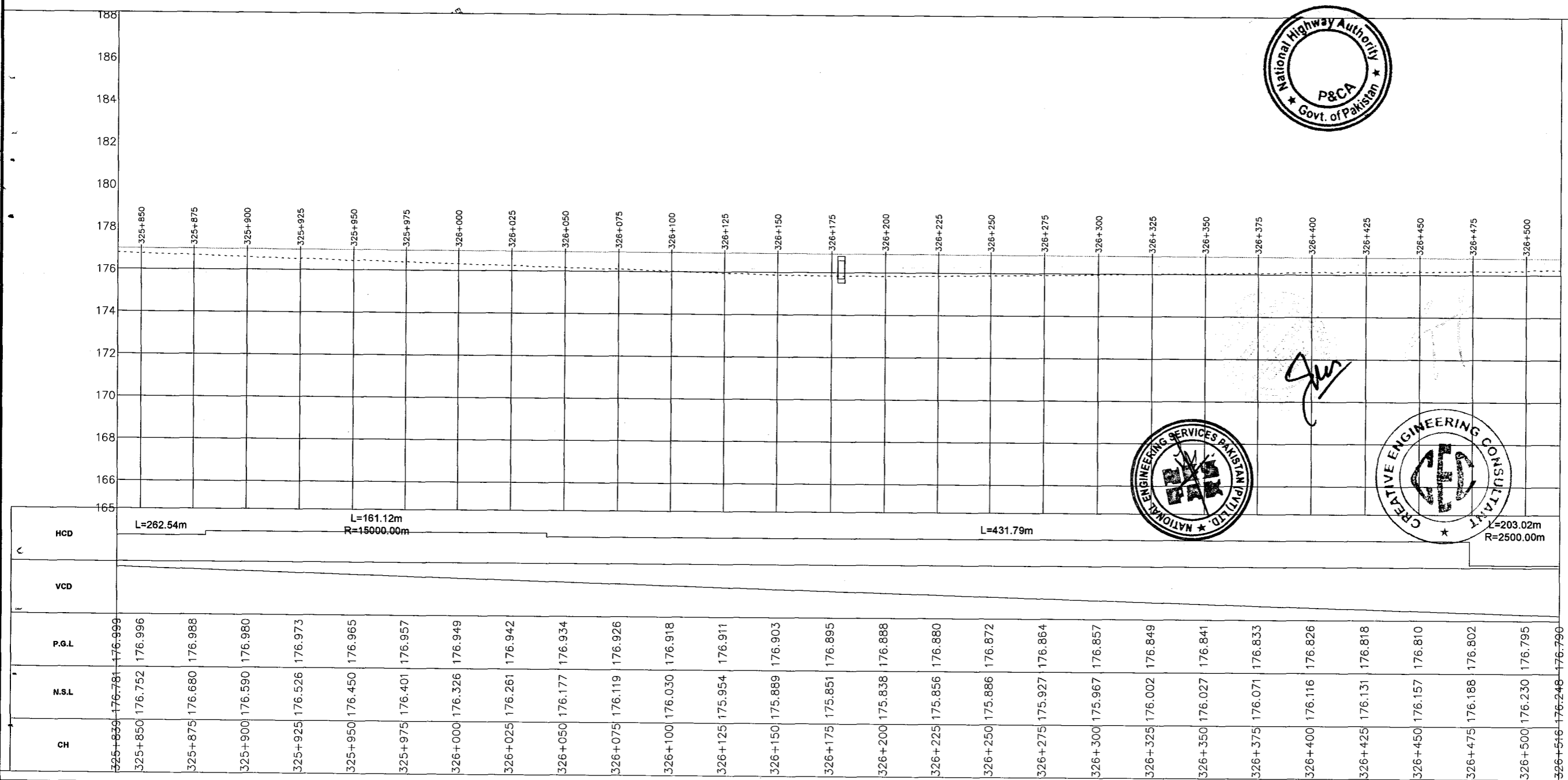
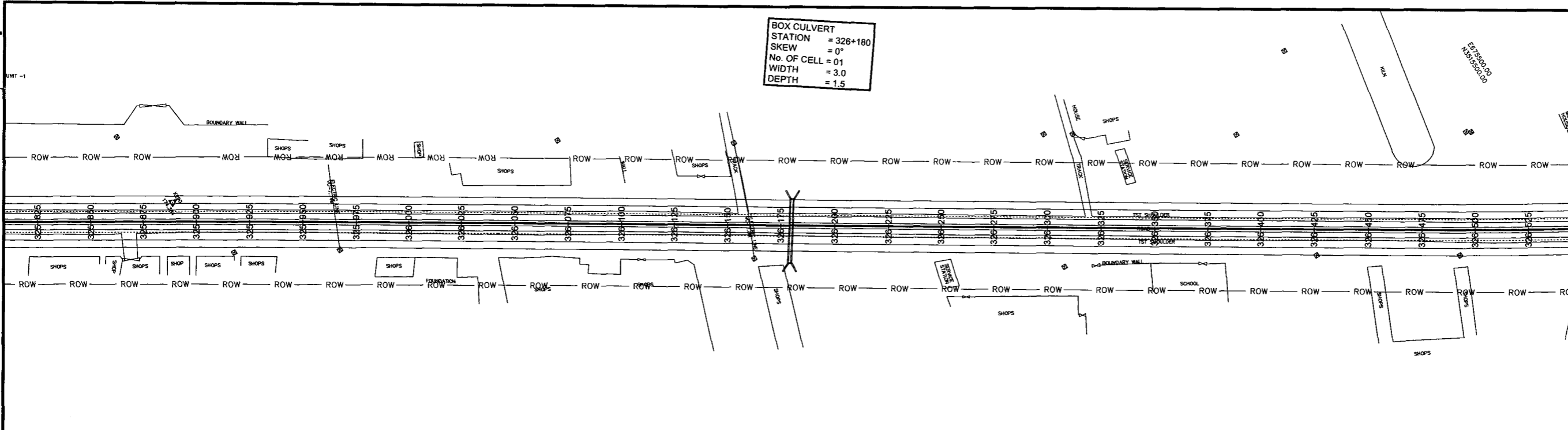
DRAWN BY:	SCALE:
S.M	H = 1:2000 V = 1:100

CHECKED BY:	DATE:
A.S	APRIL, 2024

APPROVED BY:	REVISION:

CAD FILE NAME:
CAREC/T-III/TD/033

BOX CULVERT
 STATION = 326+180
 SKEW = 0°
 No. OF CELL = 01
 WIDTH = 3.0
 DEPTH = 1.5



NOTES
 1- ALL DIMENSIONS AND ARE IN METERS.

LEGEND

REV.	REVISION/ISSUE	DATE

TENDER DRAWINGS

PROJECT:
 CONSTRUCTION OF DG KHAN - DI KHAN SECTION OF N-55 4 LANE HIGHWAY (208 Km) PACKAGE-2 (Km 233+200 TO Km 329+700)

CLIENT:
 NATIONAL HIGHWAYS AUTHORITY (NHA)

CONSULTANTS:
 MINCONSULT, SDN BHD
 In Joint Venture With
 SAMAN CORPORATION
 SHELADIA ASSOCIATES
 CEC
 AAA
 ACE
 AA
 ACC

DRAWING TITLE:
 PLAN & PROFILE
 325+838.77 - 326+516.19

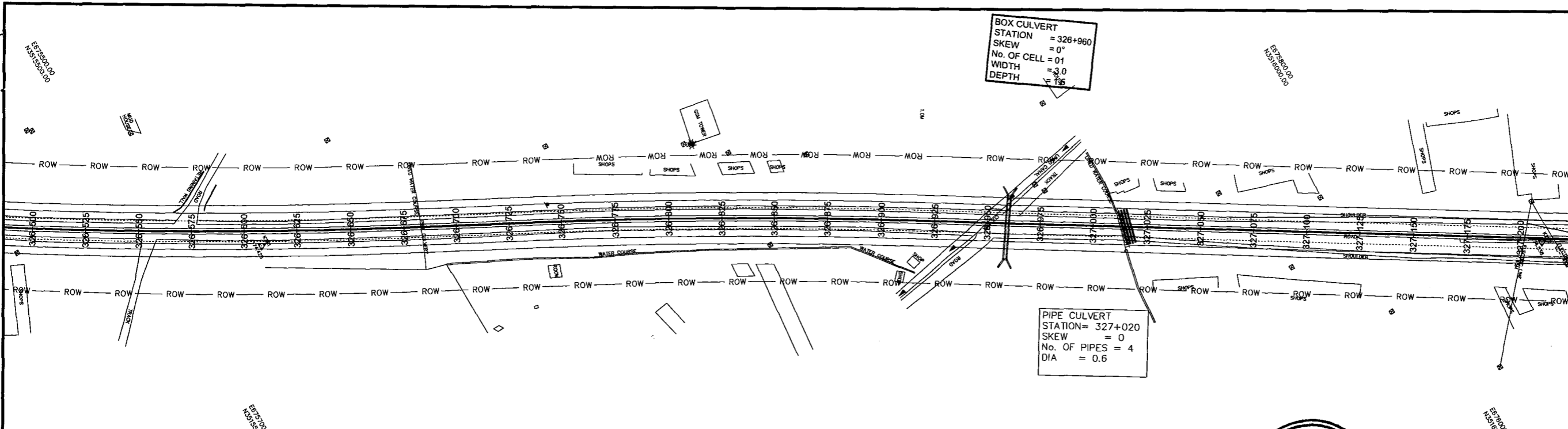
DESIGN BY:	SHEET NO:
S.M	151 OF 156

DRAWN BY:	SCALE:
S.M	H = 1:2000 V = 1:100

CHECKED BY:	DATE:
A.S	APRIL, 2024



APPROVED BY:	REVISION:

CAD FILE NAME:
 CAREC/T-III/TD/033



BOX CULVERT
 STATION = 326+960
 SKEW = 0°
 No. OF CELL = 01
 WIDTH = 3.0
 DEPTH = 1.95

PIPE CULVERT
 STATION = 327+020
 SKEW = 0
 No. OF PIPES = 4
 DIA = 0.6



Station	HCD	VCD	P.G.L	N.S.L	CH
326+516			176.248	176.790	
326+525			176.271	176.787	
326+550			176.282	176.779	
326+575			176.298	176.771	
326+600			176.357	176.764	
326+625			176.379	176.756	
326+650			176.403	176.748	
326+675			176.473	176.740	
326+700			176.485	176.733	
326+725			176.455	176.725	
326+750			176.449	176.717	
326+775			176.610	176.710	
326+800			176.326	176.702	
326+825			176.342	176.694	
326+850			176.332	176.686	
326+875			176.151	176.679	
326+900			176.368	176.671	
326+925			176.150	176.663	
326+950			176.324	176.655	
326+975			176.313	176.648	
327+000			176.052	176.640	
327+025			175.975	176.632	
327+050			176.001	176.624	
327+075			175.924	176.617	
327+100			175.993	176.609	
327+125			176.011	176.601	
327+150			176.027	176.593	
327+175			176.093	176.586	
327+194			176.080	176.580	

NOTES
 1:- ALL DIMENSIONS AND ARE IN METERS.

LEGEND

REV.	REVISION/ISSUE	DATE

PROJECT:
 CONSTRUCTION OF DG KHAN - DI KHAN SECTION OF N-55 4 LANE HIGHWAY (208 Km) PACKAGE-2 (Km 233+200 TO Km 329+700)

CLIENT:
 NATIONAL HIGHWAYS AUTHORITY (NHA)

CONSULTANTS:
 MINCONSULT SDN BHD In Joint Venture With
 SAMAN CORPORATION
 SHELADIA ASSOCIATES
 CEC
 AAA
 ACE
 AA
 ACC


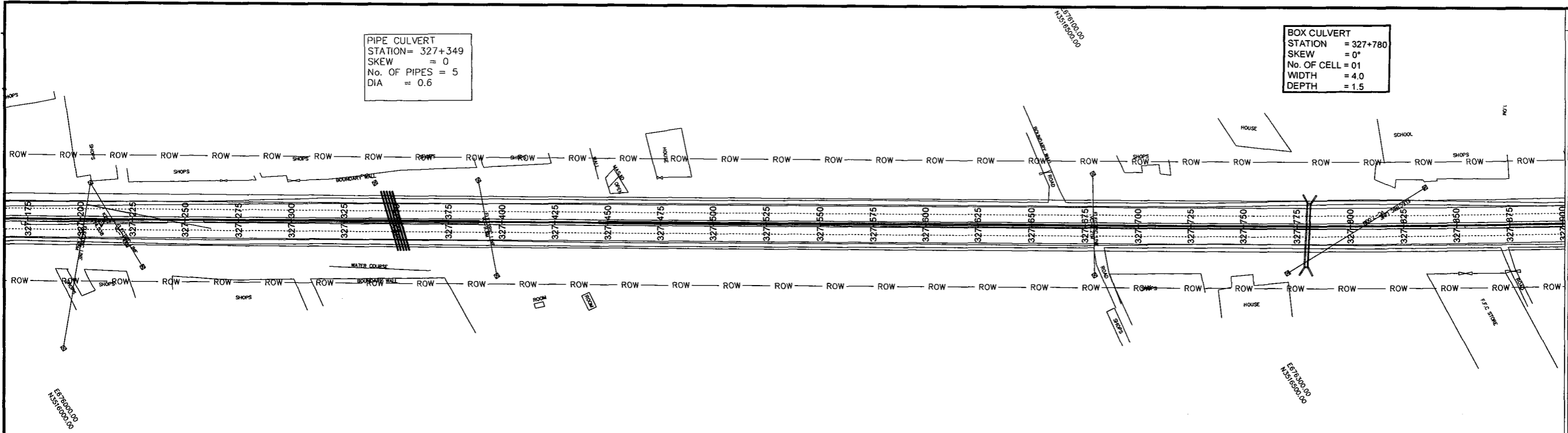
DRAWING TITLE:
 PLAN & PROFILE
 326+516.19 - 327+193.61

DESIGN BY: S.M	SHEET NO: 152 OF 156
DRAWN BY: S.M	SCALE: H = 1:2000 V = 1:100
CHECKED BY: A.S	DATE: APRIL, 2024
APPROVED BY:	REVISION:


CAD FILE NAME:
 CAREC/T-III/TD/033

PIPE CULVERT
 STATION= 327+349
 SKEW = 0
 No. OF PIPES = 5
 DIA = 0.6

BOX CULVERT
 STATION = 327+780
 SKEW = 0°
 No. OF CELL = 01
 WIDTH = 4.0
 DEPTH = 1.5



Station	CH	N.S.L	P.G.L	VCD	HCD
327+194	176.080	176.580			
327+200	176.131	176.578			
327+225	176.139	176.570			
327+250	176.016	176.563			
327+275	176.190	176.555			
327+300	176.207	176.547			
327+325	176.102	176.539			
327+350	176.268	176.532			
327+375	176.128	176.524			
327+400	176.042	176.516			
327+425	176.097	176.508			
327+450	176.218	176.501			
327+475	176.393	176.493			
327+500	176.561	176.485			
327+525	176.397	176.477			
327+550	176.375	176.470			
327+575	176.282	176.462			
327+600	176.293	176.454			
327+625	176.240	176.446			
327+650	176.223	176.439			
327+675	176.290	176.431			
327+700	176.180	176.423			
327+725	176.185	176.415			
327+750	176.230	176.408			
327+775	176.198	176.400			
327+800	176.128	176.392			
327+825	176.119	176.385			
327+850	176.089	176.377			
327+871	176.232	176.370			



NOTES
 1- ALL DIMENSIONS AND ARE IN METERS.

LEGEND

REV.	REVISION/ISSUE	DATE
------	----------------	------

PROJECT:
 CONSTRUCTION OF DG KHAN - DI KHAN
 SECTION OF N-55 4 LANE HIGHWAY
 (208 Km)
 PACKAGE-2
 (Km 233+200 TO Km 329+700)

CLIENT:
 NATIONAL HIGHWAYS
 AUTHORITY (NHA)

CONSULTANTS:

- MINCONSULT. SDN BHD
In Joint Venture With
- SAMAN CORPORATION
- SHELADIA ASSOCIATES
- CEC
- AAA
- ACE
- AA
- ACC


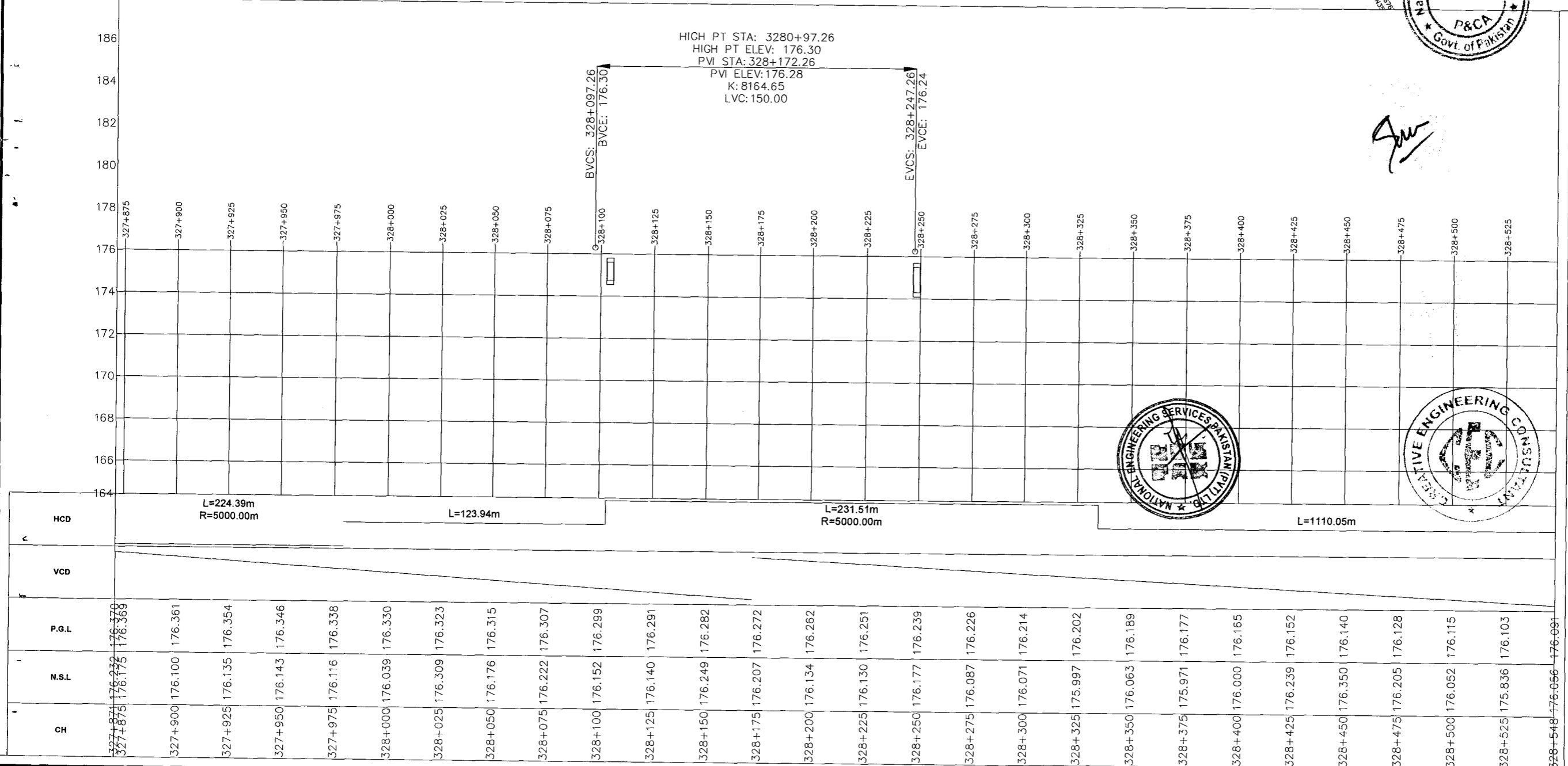
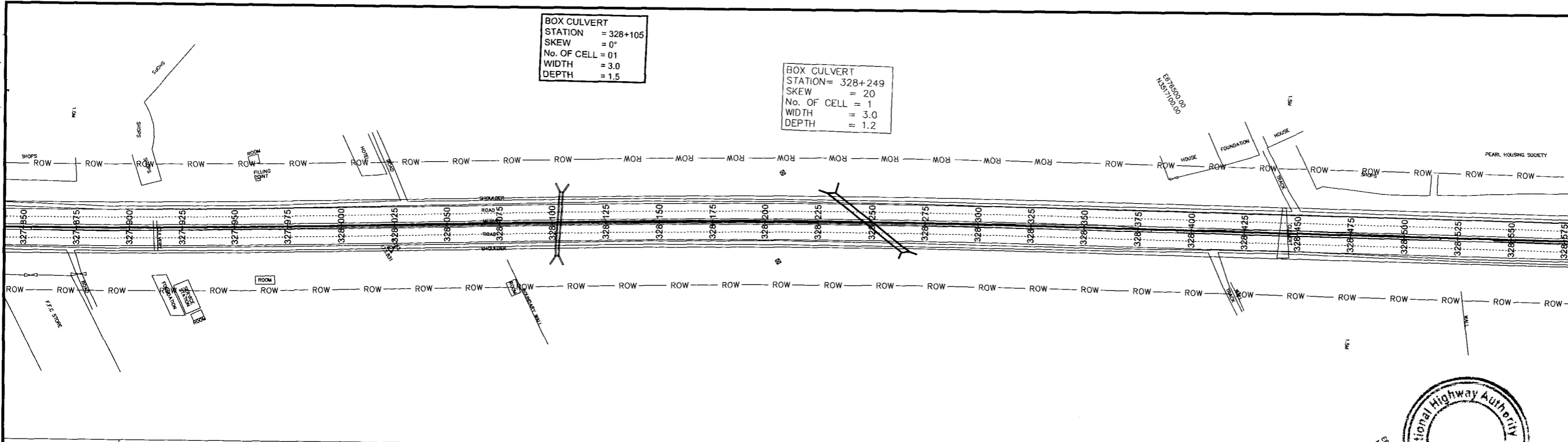
DRAWING TITLE:
 PLAN & PROFILE
 327+193.61 - 327+871.04

DESIGN BY: S.M	SHEET NO: 153 OF 156
DRAWN BY: S.M	SCALE: H = 1:2000 V = 1:100
CHECKED BY: A.S	DATE: APRIL, 2024
APPROVED BY:	REVISION:

CAD FILE NAME:
 CAREC/T-III/TD/033

BOX CULVERT
 STATION = 328+105
 SKEW = 0°
 No. OF CELL = 01
 WIDTH = 3.0
 DEPTH = 1.5

BOX CULVERT
 STATION = 328+249
 SKEW = 20
 No. OF CELL = 1
 WIDTH = 3.0
 DEPTH = 1.2



NOTES

1- ALL DIMENSIONS AND ARE IN METERS.

LEGEND

REV.	REVISION/ISSUE	DATE

TENDER DRAWINGS

PROJECT:
 CONSTRUCTION OF DG KHAN - DI KHAN
 SECTION OF N-55 4 LANE HIGHWAY
 (208 Km)
 PACKAGE-2
 (Km 233+200 TO Km 329+700)

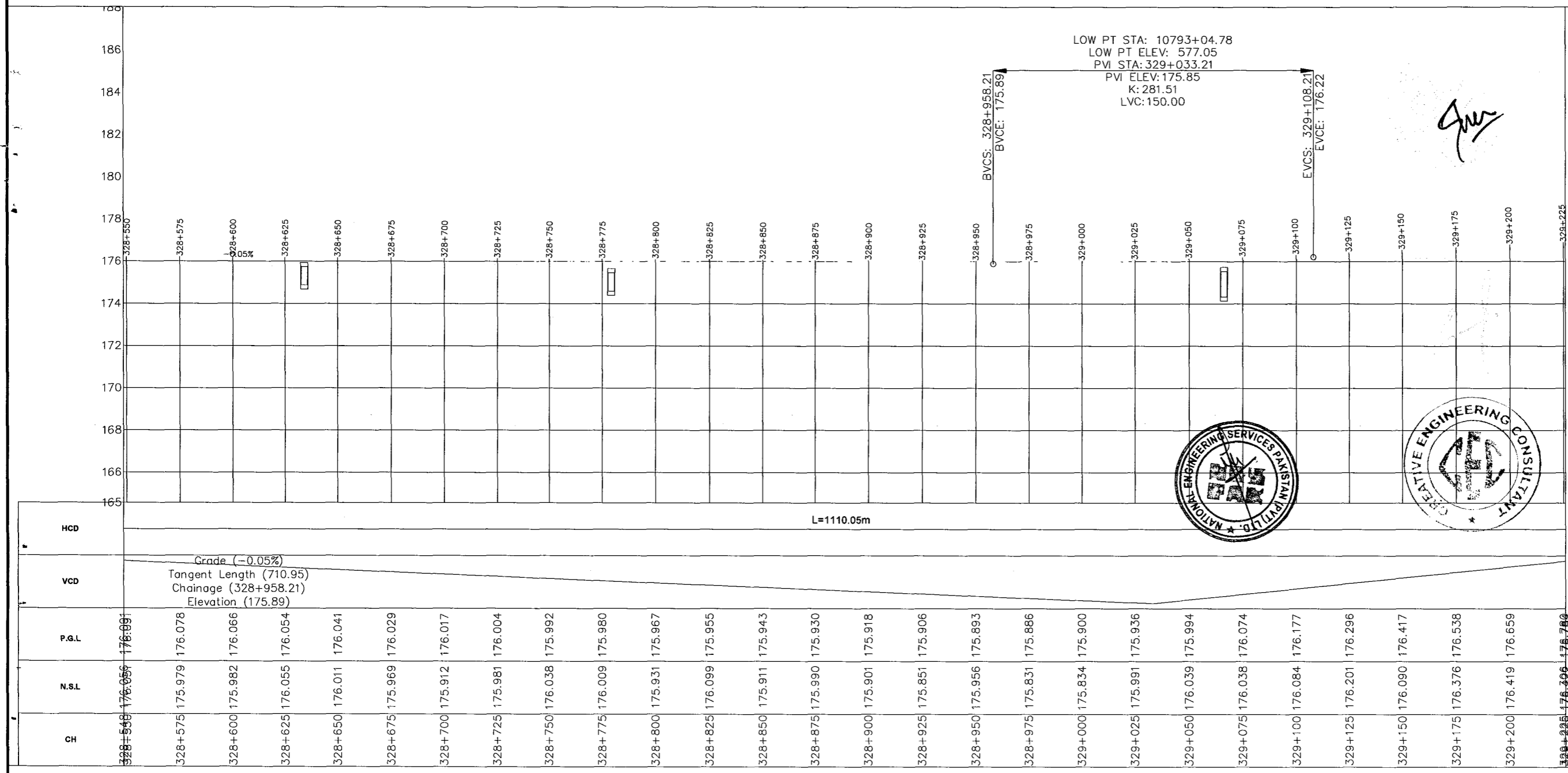
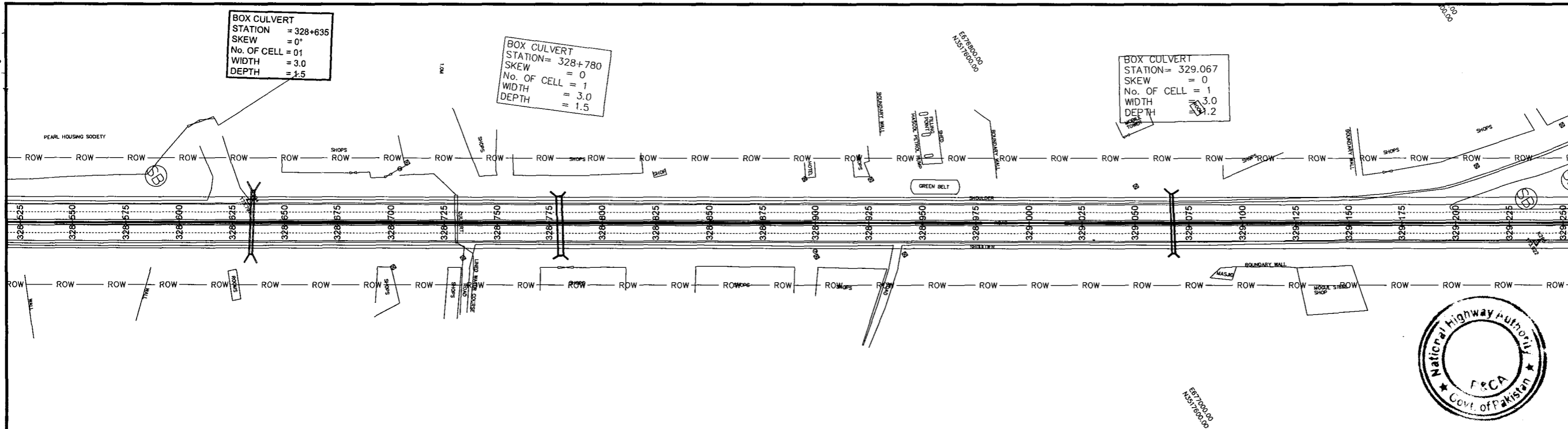
CLIENT:
 NATIONAL HIGHWAYS AUTHORITY (NHA)

- CONSULTANTS:
- MINCONSULT SDN BHD
In Joint Venture With
 - SAMAN CORPORATION
 - SHELADIA ASSOCIATES
 - CEC
 - AAA
 - ACE
 - AA
 - ACC

DRAWING TITLE:
 PLAN & PROFILE
 327+871.04 - 328+548.46

DESIGN BY: S.M	SHEET NO: 154 OF 156
DRAWN BY: S.M	SCALE: H = 1:2000 V = 1:100
CHECKED BY: A.S	DATE: APRIL, 2024
APPROVED BY:	REVISION:

CAD FILE NAME:
 CAREC/T-III/TD/033



NOTES
1- ALL DIMENSIONS AND ARE IN METERS.

LEGEND

REV.	TENDER DRAWINGS	DATE

PROJECT:
CONSTRUCTION OF DG KHAN - DI KHAN SECTION OF N-55 4 LANE HIGHWAY (208 Km) PACKAGE-2 (Km 233+200 TO Km 329+700)

CLIENT:
NATIONAL HIGHWAYS AUTHORITY (NHA)

CONSULTANTS:

- MINCONSULT. SDN BHD In Joint Venture With
- SAMAN CORPORATION
- SHELADIA ASSOCIATES
- CEC
- AAA
- ACE
- AA
- ACC

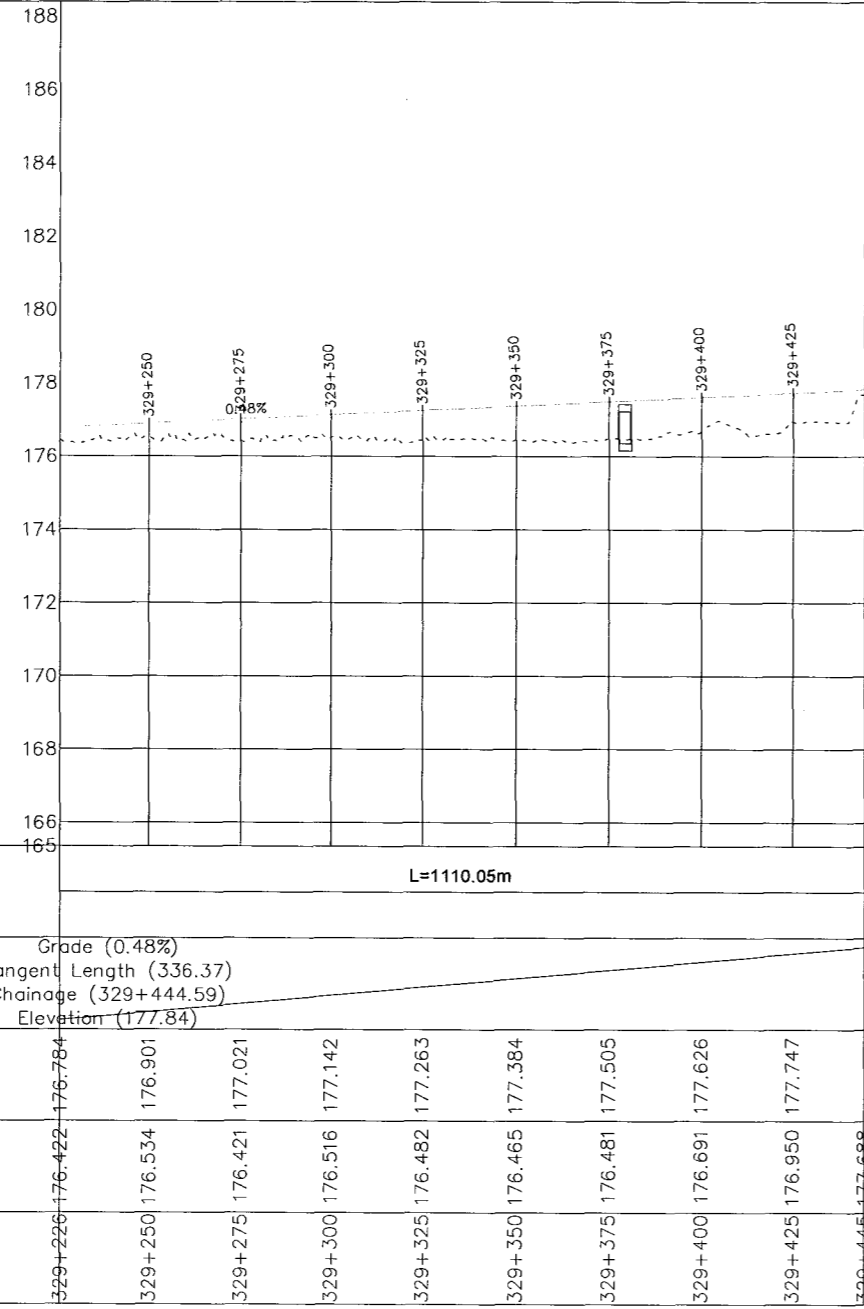
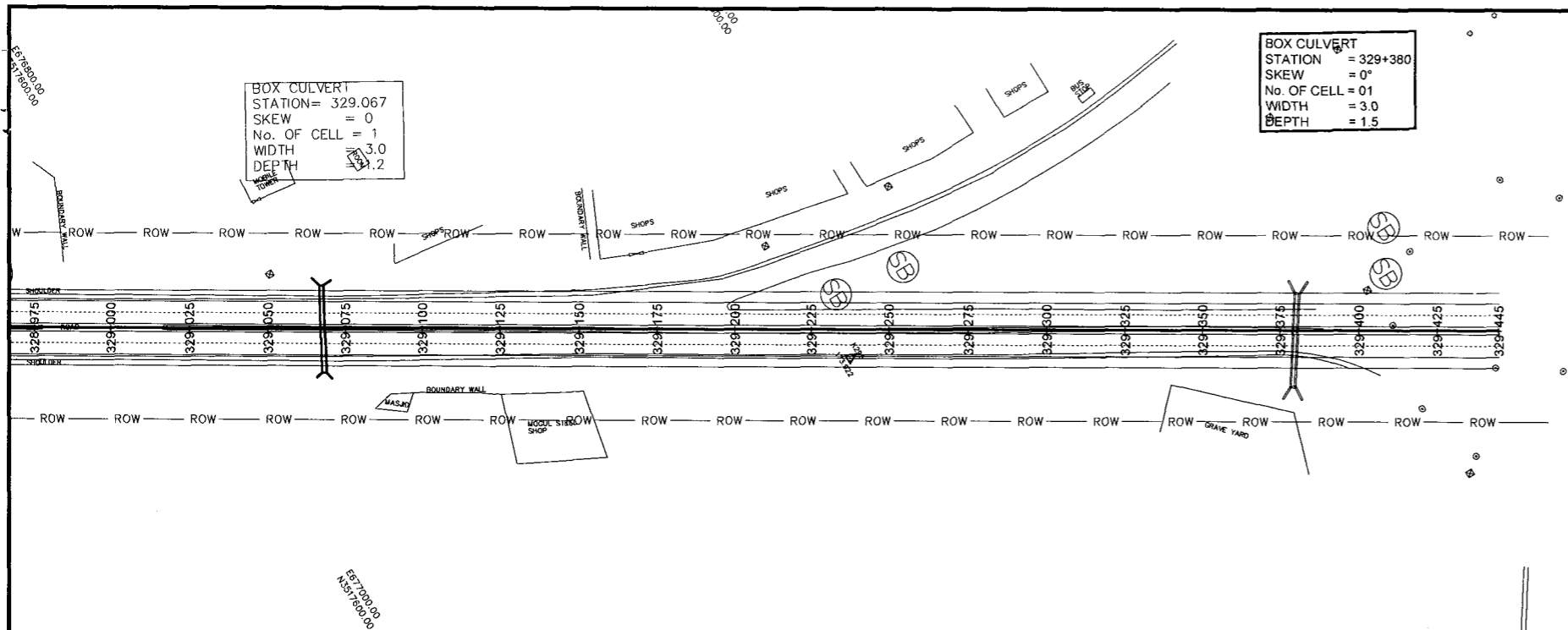
DRAWING TITLE:
PLAN & PROFILE
328+548.46 - 329+225.88

DESIGN BY: S.M	SHEET NO: 155 OF 156
DRAWN BY: S.M	SCALE: H = 1:2000 V = 1:100
CHECKED BY: A.S	DATE: APRIL, 2024
APPROVED BY:	REVISION:

CAD FILE NAME:
CAREC/T-III/TD/033

BOX CULVERT
 STATION= 329.067
 SKEW = 0
 No. OF CELL = 1
 WIDTH = 3.0
 DEPTH = 1.2

BOX CULVERT
 STATION = 329+380
 SKEW = 0°
 No. OF CELL = 01
 WIDTH = 3.0
 DEPTH = 1.5



NOTES
 1:- ALL DIMENSIONS AND ARE IN METERS.

LEGEND

TENDER DRAWINGS

REV.	REVISION/ISSUE	DATE

PROJECT:
 CONSTRUCTION OF DG KHAN - DI KHAN
 SECTION OF N-55 4 LANE HIGHWAY
 (208 Km)
 PACKAGE-2
 (Km 233+200 TO Km 329+700)

CLIENT:
 NATIONAL HIGHWAYS
 AUTHORITY (NHA)

CONSULTANTS:

- MINCONSULT. SDN BHD
In Joint Venture With
- SAMAN CORPORATION
- SHELADIA ASSOCIATES
- CEC
- AAA
- ACE
- AA
- ACC

DRAWING TITLE:
 PLAN & PROFILE
 329+225.88 - 329+444.64

DESIGN BY: S.M	SHEET NO: 156 OF 156
DRAWN BY: S.M	SCALE: H = 1:2000 V = 1:100
CHECKED BY: A.S	DATE: APRIL, 2024
APPROVED BY:	REVISION:

CAD FILE NAME:
 CAREC/T-III/TD/033

